

# National Household Kerosene Price Watch

---

(NOVEMBER 2017)

**Report Date: December 2017**

*Data Source: National Bureau of Statistics (NBS)*



**NATIONAL BUREAU OF STATISTICS**

# Contents

<b>Executive Summary</b> .....	1
<b>Average Kerosene Prices per litre Across States</b> .....	2
<b>Average Kerosene Prices per litre Across Zones</b> .....	3
<b>12 Months Average Prices per litre</b> .....	4
<b>Average Kerosene Prices per gallon Across States</b> .....	5
<b>Average Kerosene Prices per gallon Across Zones</b> .....	6
<b>12 Months Average Prices per gallon</b> .....	7
<b>Appendix - Tables</b> .....	8
<b>Methodology</b> .....	10
<b>Acknowledgment and Contact</b> .....	11

# Executive Summary

Average price per litre paid by consumers for National Household Kerosene decreased by -2.30% month-on-month and decreased by -5.56% year-on-year to N267.14 in November 2017 from N273.44 in October 2017.

States with the highest average price per litre of kerosene were Edo (N300.88), Enugu (N300.00) and Jigawa (N298.14).

States with the lowest average price per litre of kerosene were Nassarawa (N216.66), Zamfara (N206.42) and Kano (N204.99).

Similarly, average price per gallon paid by consumers for National Household Kerosene increased by 11.95% month-on-month and by 28.89% year-on-year to N1,052.33 in November 2017 from N1,035.12 in October 2017.

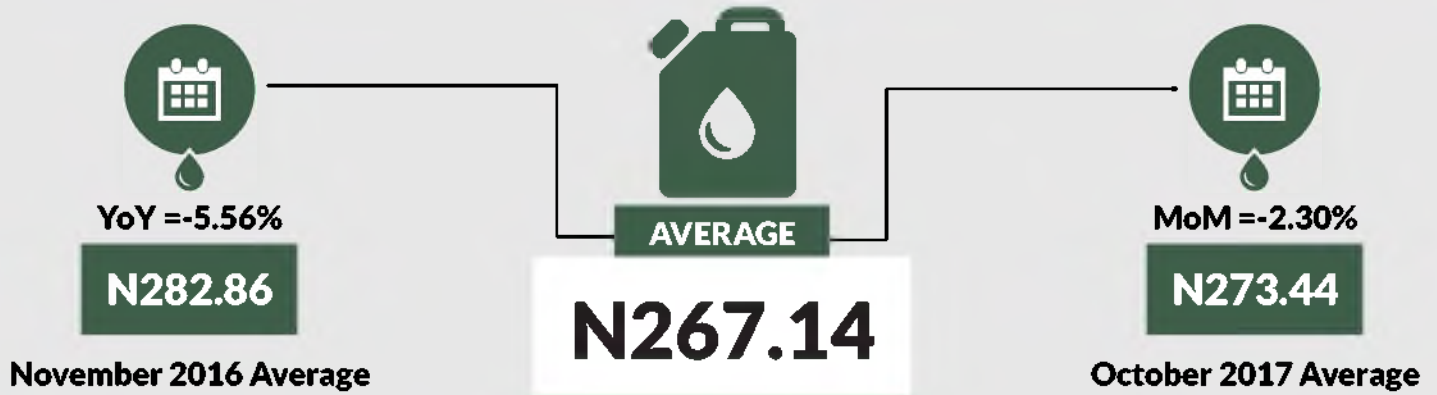
States with the highest average price per gallon of kerosene were Edo (N1,203.52), Enugu (N1,200.00) & Jigawa (N1,192.56).

States with the lowest average price per litre of kerosene were Nassarawa (N866.64), Zamfara (N825.68) and Kano (N819.96).

# National Household Kerosene Price Watch - November 2017



## Average Kerosene Prices per litre Across States



### STATES WITH THE HIGHEST AVERAGE PRICES IN NOVEMBER 2017



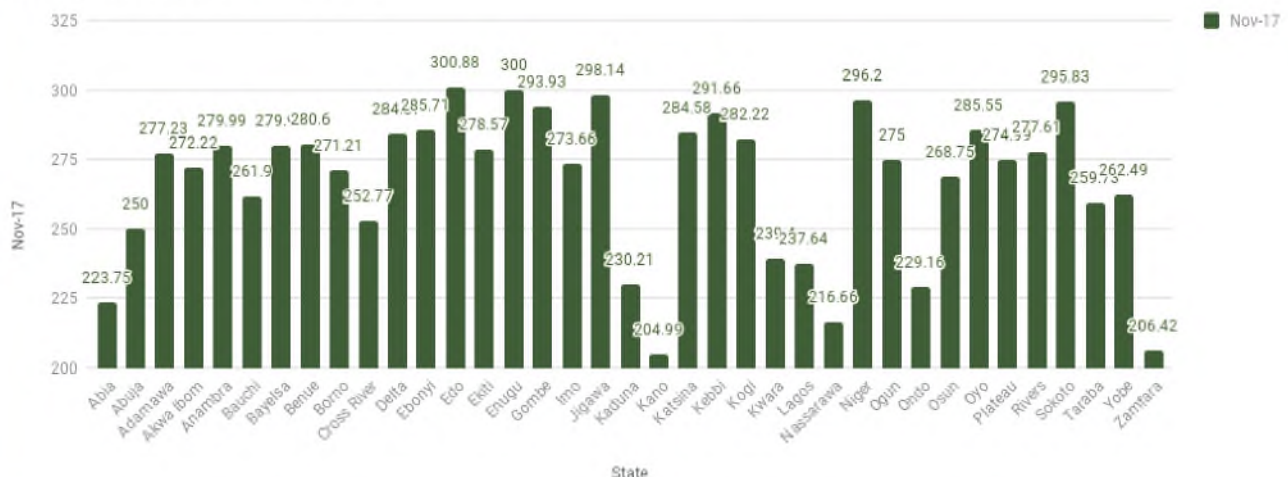
	Nov-17	YoY%	MoM%
EDO	300.88	1.47	1.45
ENUGU	300.00	3.69	26.17
JIGAWA	298.14	9.36	23.90

### STATES WITH THE LOWEST AVERAGE PRICES IN NOVEMBER 2017



	Nov-17	YoY%	MoM%
NASSARAWA	216.66	-26.14	-20.79
ZAMFARA	206.42	-22.44	-16.35
KANO	204.99	-30.38	-18.00

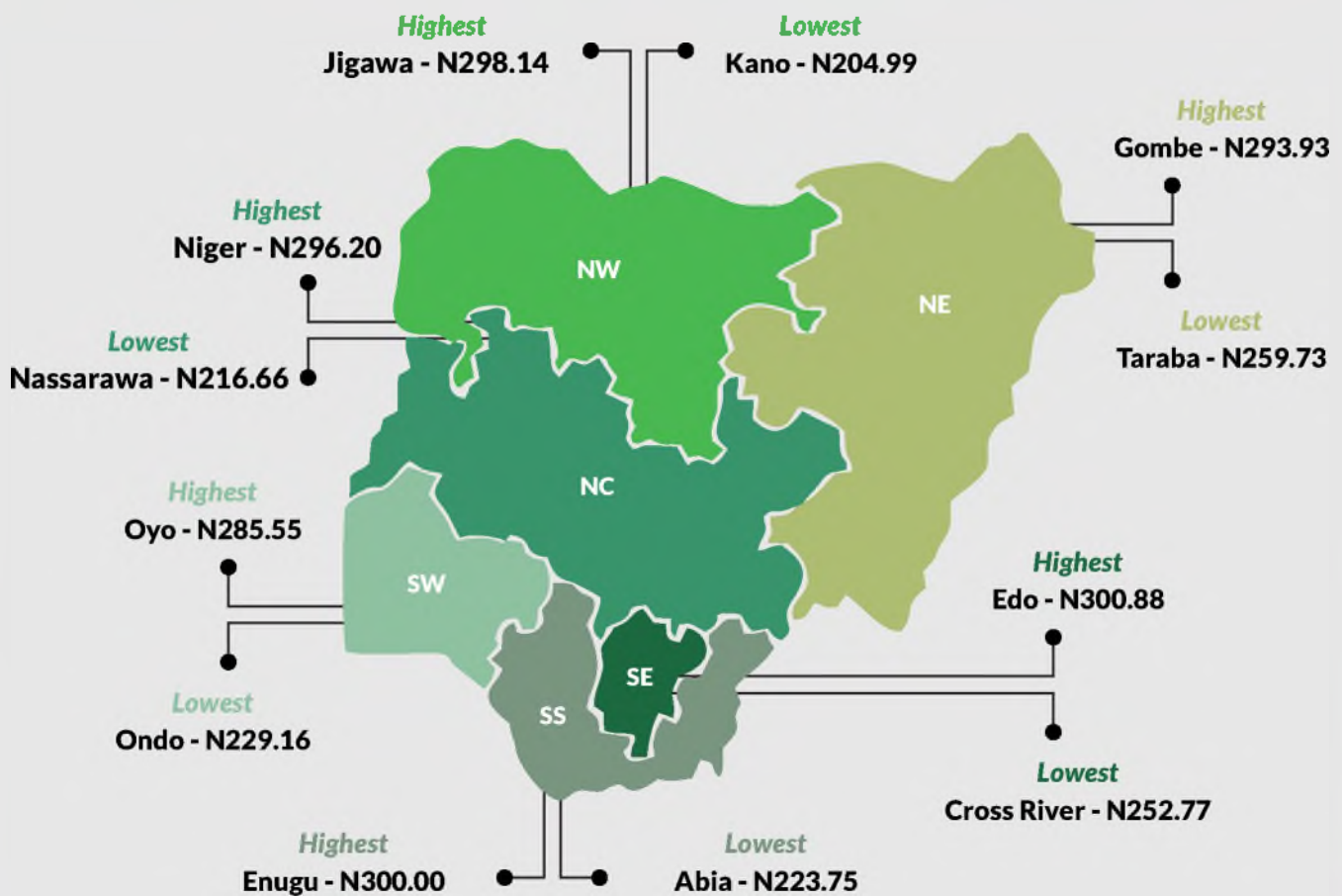

Average HHK Price Across State



# National Household Kerosene Price Watch - November 2017




## Average Kerosene Prices per litre Across Zones



# National Household Kerosene Price Watch - November 2017



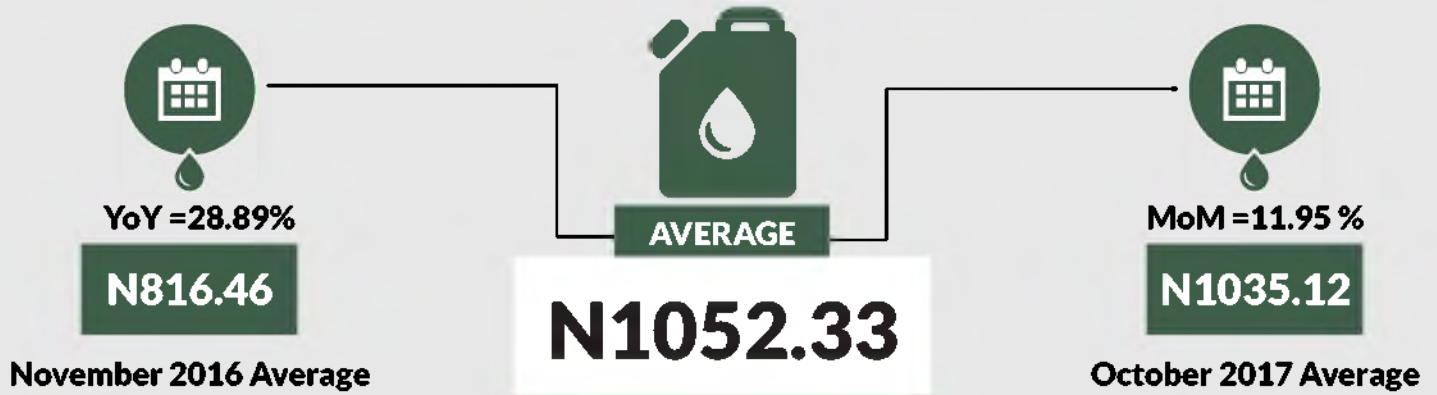
## 12 Months Average Prices per litre

December 16	January 17	February 17	March 17
Average <b>231.85</b>	Average <b>433.84</b>	Average <b>352.42</b>	Average <b>311.56</b>
YoY <b>-11.23</b>	YoY <b>93.19</b>	YoY <b>31.34</b>	YoY <b>39.50</b>
MoM <b>-18.03</b>	MoM <b>87.12</b>	MoM <b>-18.77</b>	MoM <b>-11.59</b>
November 16			April 17
Average <b>282.86</b>			Average <b>280.80</b>
YoY <b>23.29</b>			YoY <b>25.77</b>
MoM <b>-3.37</b>			MoM <b>-9.87</b>
	 <b>AVERAGE</b>		
October 17	November 16	May 17	
Average <b>273.44</b>	Average <b>267.14</b>	Average <b>303.29</b>	
YoY <b>-6.59</b>	YoY <b>-5.56</b>	YoY <b>30.49</b>	
MoM <b>3.39</b>	MoM <b>-2.30</b>	MoM <b>8.01</b>	
September 17	August 17	July 17	June 17
Average <b>264.48</b>	Average <b>225.52</b>	Average <b>280.49</b>	Average <b>287.27</b>
YoY <b>-8.38</b>	YoY <b>-24.37</b>	YoY <b>-9.60</b>	YoY <b>20.96</b>
MoM <b>17.28</b>	MoM <b>-19.60</b>	MoM <b>-2.36</b>	MoM <b>-5.28</b>

# National Household Kerosene Price Watch - November 2017



## Average Kerosene Prices per gallon Across States



### STATES WITH THE HIGHEST AVERAGE PRICES IN NOVEMBER 2017



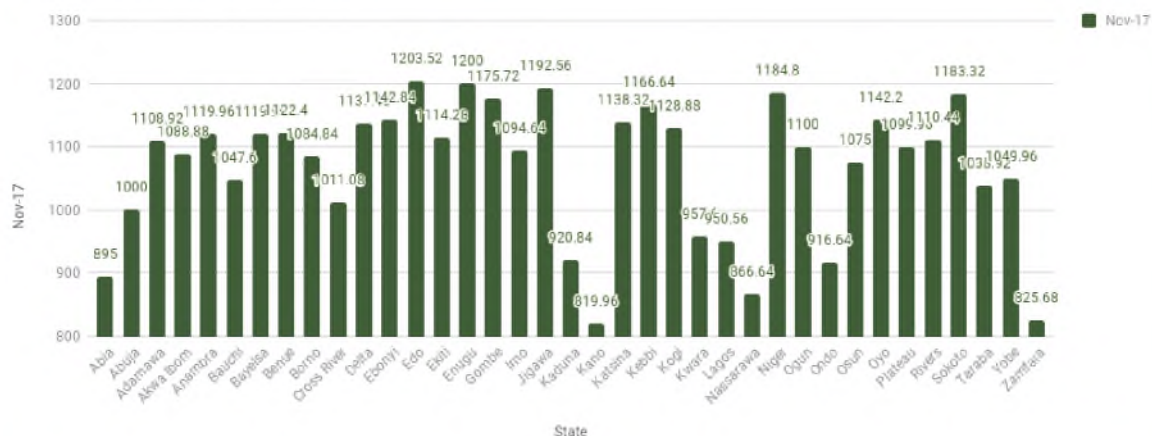
	Nov-17	YoY%	MoM%
EDO	1203.52	49.89	26.31
ENUGU	1200.00	38.05	14.68
JIGAWA	1192.56	52.24	7.02

### STATES WITH THE LOWEST AVERAGE PRICES IN NOVEMBER 2017



	Nov-17	YoY%	MoM%
NASSARAWA	866.64	8.95	-8.55
OSUN	825.68	3.21	-19.71
OYO	819.96	1.61	-15.66

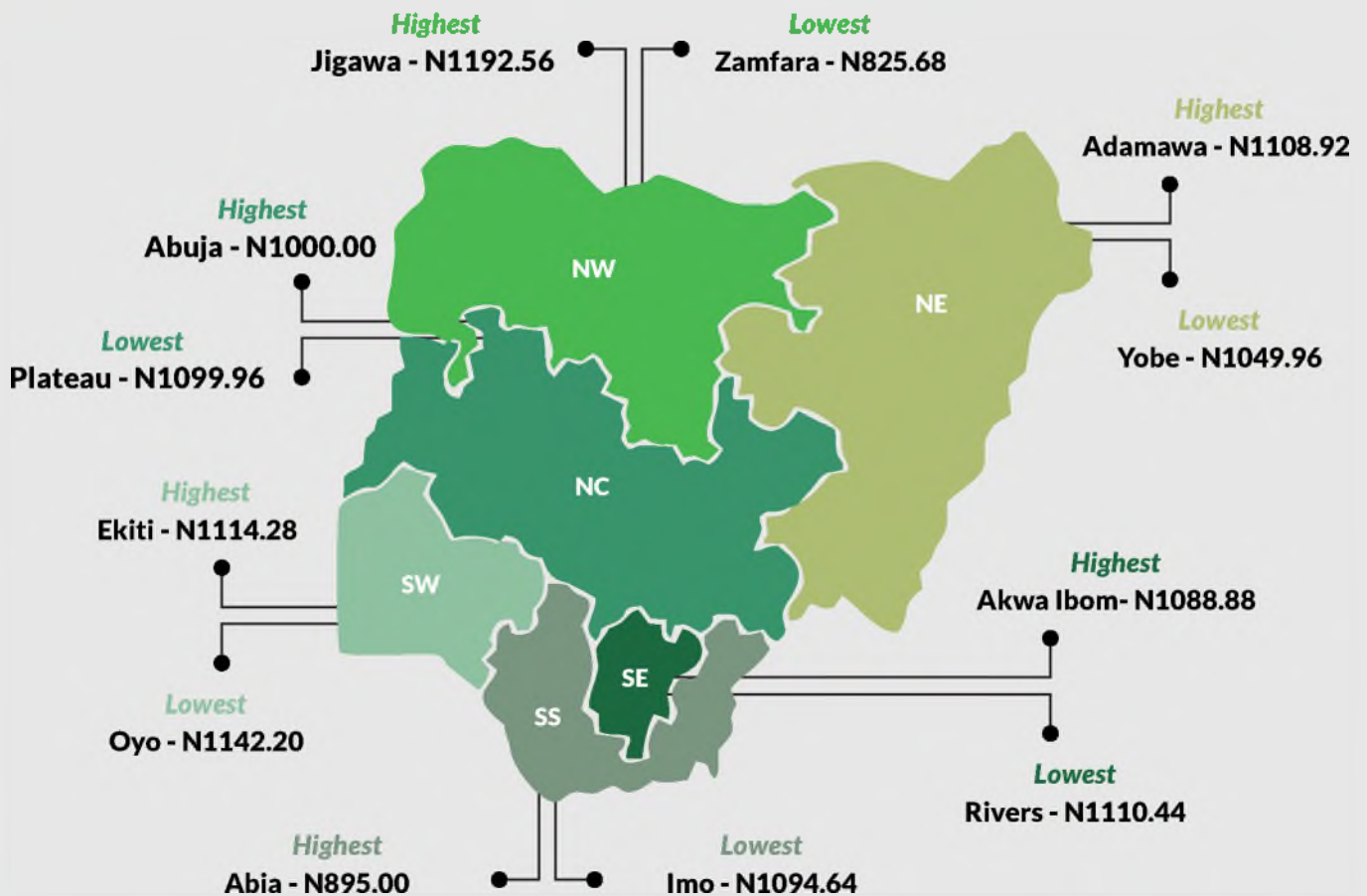

Average HHK Price Across State



# National Household Kerosene Price Watch - November 2017



## Average Kerosene Prices per gallon Across Zones






# National Household Kerosene Price Watch - November 2017



## 12 Months Average Prices per gallon

December 16	January 17	February 17	March 17
Average <b>1,032.59</b>	Average <b>1,434.44</b>	Average <b>1,366.08</b>	Average <b>1,172.78</b>
YoY <b>27.51</b>	YoY <b>101.80</b>	YoY <b>81.92</b>	YoY <b>53.84</b>
MoM <b>26.47</b>	MoM <b>38.92</b>	MoM <b>-4.77</b>	MoM <b>-14.15</b>
November 16			April 17
Average <b>816.46</b>			Average <b>1,153.12</b>
YoY <b>11.92</b>			YoY <b>71.09</b>
MoM <b>-14.54</b>			MoM <b>-1.68</b>
	 <b>AVERAGE</b>		
October 17	November 17	May 17	
Average <b>1,035.12</b>	Average <b>1052.33</b>	Average <b>1,036.71</b>	
YoY <b>-7.66</b>	YoY <b>-0.49</b>	YoY <b>45.11</b>	
MoM <b>-0.49</b>	MoM <b>-7.66</b>	MoM <b>-10.10</b>	
September 17	August 17	July 17	June 17
Average <b>973.72</b>	Average <b>978.10</b>	Average <b>982.90</b>	Average <b>995.07</b>
YoY <b>-7.66</b>	YoY <b>-7.66</b>	YoY <b>-3.21</b>	YoY <b>37.38</b>
MoM <b>-0.49</b>	MoM <b>-0.49</b>	MoM <b>-1.22</b>	MoM <b>-4.02</b>

**AVERAGE HOUSEHOLD KEROSENE (KEROSENE) PRICES (FEBRUARY 2017)**  
LITRE PRICE NGN

STATE/LABEL	Jan-16	Feb-16	Mar-16	Apr-16	May-16	Jun-16	Jul-16	Aug-16	Sep-16	Oct-16	Nov-16	Dec-16	Jan-17	Feb-17	Mar-17	Apr-17	May-17	Jun-17	Jul-17	Aug-17	Sep-17	Oct-17	Nov-17	Year on Year % (Nov 2016-Nov 2017)	Month on Month % Oct 2017-Nov 2017
Abia	228.65	259.29	238.54	333.85	306.54	304.44	361.81	339.71	316.07	298.53	299.90	281.67	475.00	339.35	306.37	283.33	299.17	313.02	312.78	201.00	240.56	249.48	223.70	-25.39	-10.31
Abuja	233.33	226.67	226.67	186.67	213.33	344.45	323.33	316.67	275.00	296.67	259.52	206.25	423.33	346.67	293.33	278.33	285.00	270.83	250.00	210.67	241.67	288.89	250.00	-3.67	-13.46
Adamawa	248.15	230.00	274.54	227.08	257.41	218.75	283.33	250.00	257.58	291.67	273.48	219.09	416.67	366.67	298.15	264.58	288.75	225.00	250.00	223.75	241.67	253.33	277.22	1.37	9.43
Akwa Ibom	197.22	221.21	213.34	207.58	219.44	243.33	321.79	322.22	276.99	280.56	272.22	241.67	398.67	339.39	315.15	285.42	293.59	284.72	276.39	252.78	242.36	277.08	272.22	0.00	-1.76
Anambra	228.57	250.00	216.67	195.56	195.14	251.11	297.78	268.89	270.60	273.81	288.78	241.67	422.79	339.39	316.67	296.21	334.52	288.89	286.67	222.67	251.56	258.89	279.00	-3.03	8.15
Bauchi	223.81	202.08	208.33	237.50	341.67	300.00	261.90	266.67	270.83	278.33	278.13	225.00	411.90	385.42	301.67	266.67	321.67	299.33	289.58	217.96	250.00	248.15	261.00	-5.83	5.54
Bayelsa	250.00	230.95	200.00	209.26	212.96	230.56	312.13	268.52	300.00	254.55	296.67	231.67	368.33	362.82	323.61	285.61	309.76	298.81	332.14	222.71	254.76	286.67	279.00	-5.62	-2.33
Benue	259.72	289.58	179.63	192.59	239.39	200.00	296.97	241.67	279.70	261.11	286.36	208.33	428.79	344.44	284.72	280.95	316.67	291.67	279.17	226.66	259.26	319.44	280.00	-2.01	-12.16
Borno	264.29	266.67	276.67	266.66	245.83	245.83	391.67	322.93	290.91	347.22	256.48	227.50	533.33	368.18	333.33	289.58	291.67	304.55	281.94	208.33	256.06	323.61	271.22	5.74	-16.19
Cross River	198.72	227.69	250.00	200.00	219.45	242.31	350.00	312.50	297.44	329.36	287.22	266.67	439.33	346.67	339.71	291.67	317.78	321.30	274.07	212.50	262.50	274.07	252.37	-11.99	-7.77
Delta	206.94	236.67	225.00	206.86	209.72	247.78	301.11	325.64	283.22	283.33	282.22	243.59	438.10	348.81	315.15	284.72	284.62	284.62	284.52	229.33	244.87	298.15	284.33	0.74	-4.62
Ebonyi	212.96	231.95	228.57	208.34	208.33	244.44	347.62	333.33	290.48	302.38	280.99	241.67	517.11	355.56	309.52	280.56	311.67	304.76	272.62	218.57	241.67	256.48	285.79	1.69	11.40
Edo	226.92	213.33	210.00	183.33	210.61	209.09	291.67	318.18	273.81	287.50	296.55	233.33	560.15	356.25	315.38	285.90	307.78	284.44	303.85	225.42	240.00	296.57	300.00	1.47	1.45
Ekiti	189.17	225.93	204.55	184.17	187.50	280.70	323.19	299.17	288.38	277.19	282.46	249.11	445.24	412.50	308.33	291.67	314.44	297.62	292.50	211.11	233.33	250.00	278.57	-1.38	11.43
Enugu	228.17	251.60	218.52	209.88	205.45	278.58	339.81	324.31	322.13	335.33	289.33	235.56	428.22	355.56	319.33	285.58	305.31	303.03	306.25	233.97	252.33	237.78	300.00	3.69	26.17
Gombe	205.83	232.29	219.70	219.46	353.81	353.81	273.33	258.33	268.52	281.25	265.83	208.33	464.81	291.67	273.81	266.03	288.33	261.11	276.92	226.67	240.61	263.24	293.90	10.57	11.66
Imo	226.81	244.45	244.20	225.41	220.00	209.72	343.18	368.52	331.79	340.87	290.68	239.67	408.97	361.11	328.51	294.61	319.74	315.48	339.29	227.33	254.24	255.21	273.00	-5.86	7.23
Jigawa	234.62	345.59	190.38	212.96	200.00	274.44	294.44	275.00	287.78	257.78	272.62	214.11	412.28	320.83	313.46	274.31	306.94	276.39	255.13	214.62	286.67	240.63	298.11	9.36	23.90
Kaduna	232.22	233.33	232.74	241.03	357.14	261.46	281.25	292.78	279.41	284.44	270.33	219.26	401.52	303.24	331.11	263.00	312.22	286.15	249.07	220.00	294.12	279.49	230.22	-14.85	-17.63
Kano	253.57	283.33	223.61	263.89	189.06	264.29	325.00	374.40	325.64	316.66	294.44	225.00	446.43	318.75	305.95	287.18	300.00	273.81	244.87	216.67	290.91	250.00	204.00	-30.38	-18.00
Katsina	202.58	200.23	158.93	220.24	154.37	275.83	276.93	223.10	280.99	230.21	265.38	225.00	455.56	286.11	301.67	266.67	302.38	267.86	248.81	227.78	244.05	300.00	284.00	7.23	-5.14
Kebbi	228.28	384.92	196.25	188.10	191.27	201.96	285.09	320.59	299.59	259.65	299.11	210.68	380.21	326.47	316.67	280.56	317.59	306.67	264.44	218.89	279.41	253.33	291.00	-2.49	15.13
Kogi	264.29	245.83	221.67	261.11	201.67	189.33	333.33	288.46	295.56	298.46	282.33	208.33	419.30	311.67	305.56	274.21	306.67	264.10	273.08	274.71	265.63	295.58	282.00	-0.05	-4.51
Kwara	200.00	188.89	152.08	152.78	177.78	173.81	347.92	244.44	324.07	277.26	272.92	230.99	424.07	329.63	325.00	273.96	323.81	271.67	257.14	231.25	266.67	287.04	239.00	-12.28	-16.60
Lagos	203.51	218.52	178.17	175.83	220.75	160.30	321.43	282.46	284.21	296.88	316.23	250.00	400.00	455.56	311.67	292.59	311.84	280.95	289.81	258.23	272.06	278.43	237.00	-24.85	-14.65
Nassarawa	218.52	248.48	210.00	201.67	205.00	188.89	290.26	275.76	301.67	306.06	293.33	212.79	421.25	340.00	313.33	278.57	301.67	289.29	272.62	214.29	267.71	273.53	216.00	-26.14	-20.79
Niger	221.30	785.71	220.37	267.71	203.70	192.59	270.37	287.50	279.55	243.33	254.63	233.33	625.00	333.33	311.11	279.55	301.67	294.44	272.22	206.87	291.67	240.91	298.00	18.33	22.95
Ogun	202.08	218.52	196.57	177.45	188.33	185.35	330.21	319.54	300.98	304.90	327.92	246.67	324.44	425.44	302.38	286.51	308.89	286.57	294.44	285.00	278.79	306.35	275.00	-18.14	-10.23
Ondo	194.74	225.83	192.43	209.17	352.58	250.84	283.89	307.94	286.67	275.00	285.71	279.68	404.76	424.07	314.17	287.50	302.22	281.48	291.67	244.21	271.93	237.50	220.11	-19.79	-3.51
Osun	182.92	354.76	194.20	140.00	264.83	153.79	291.67	288.33	275.00	273.44	272.50	275.00	464.29	412.04	287.96	277.65	273.96	281.67	286.67	197.92	270.24	233.33	268.78	-1.38	15.18
Oyo	167.95	279.17	196.16	142.78	269.72	150.00	298.04	261.40	270.59	254.78	280.26	243.79	375.00	423.33	267.54	265.48	271.15	247.50	248.04	241.67	253.43	324.76	285.00	1.89	-12.07
Plateau	220.83	250.00	223.81	190.48	163.33	208.33	310.26	293.33	252.38	258.33	298.81	214.11	270.00	322.92	340.48	277.50	318.75	316.67	306.25	281.66	316.67	319.05	274.00	-7.97	-13.81
Rivers	231.48	231.95	230.58	203.71	218.67	237.50	350.00	291.67	302.08	283.33	287.50	229.67	416.67	356.25	316.11	281.11	298.25	310.19	290.15	181.50	202.08	320.37	277.61	-3.44	-13.35
Sokoto	252.38	289.58	247.22	211.90	273.81	211.90	263.89	299.54	283.33	375.00	275.00	204.11	647.62	295.24	328.57	280.95	261.90	229.17	195.24	202.78	283.10	278.13	285.00	7.57	8.37
Taraba	283.33	304.17	279.17	291.67	298.67	375.00	310.61	368.18	291.03	370.83	276.19	220.83	470.83	360.42	347.22	285.42	308.89	360.61	352.56	236.11	291.67	265.15	250.00	-5.98	-2.04
Yobe	263.33	374.24	273.61	505.00	235.90	235.90	314.29	313.64	297.50	353.70	287.50	222.22	418.33	366.67	333.33	291.67	303.75	277.08	322.22	197.62	294.44	250.00	262.00	-8.70	5.00
Zamfara	221.93	224.61	410.83	308.93	190.20	211.67	281.25	293.75	276.29	291.18	266.15	218.22	300.00	306.94	271.57	273.81	298.72	277.45	255.00	227.22	289.22	246.76	206.40	-22.44	-16.35
<b>STATES' AVERAGE</b>	<b>224.57</b>	<b>268.33</b>	<b>223.34</b>	<b>223.26</b>	<b>232.42</b>	<b>237.49</b>	<b>310.29</b>	<b>298.19</b>	<b>288.68</b>	<b>292.73</b>	<b>282.86</b>	<b>231.85</b>	<b>433.84</b>	<b>352.42</b>	<b>311.56</b>	<b>280.80</b>	<b>303.29</b>	<b>287.27</b>	<b>280.49</b>	<b>225.52</b>	<b>264.48</b>	<b>273.44</b>	<b>267.34</b>	<b>-5.56</b>	<b>-2.30</b>
Month-on-Month		19.48	-16.76	-0.04	4.10	2.18	30.66	-3.90	-3.19	1.40	-3.37	-18.03	87.12	-18.77	-11.59	-9.87	8.01	-5.28	-2.36	-19.60	17.28	3.39	-2.30		
Year-on-Year							57.01	40.29	21.11	29.27	23.29	-11.23	93.19	31.34	39.50	25.77	30.49	20.96	-9.60	-24.37	-8.38	-6.59	-5.56		

**STATES WITH THE HIGHEST AVERAGE PRICES IN NOVEMBER**

Edo	300.84
Enugu	300.00
Jigawa	298.14

**STATES WITH THE LOWEST AVERAGE PRICES IN NOVEMBER**

Nassarawa	216.66
Zamfara	206.42
Kano	204.99

**AVERAGE HOUSEHOLD KEROSENE (KEROSENE)  
PRICES  
GALLON OF 4.5LITRES PRICE NGN**

STATE	Jan-16	Feb-16	Mar-16	Apr-16	May-16	Jun-16	Jul-16	Aug-16	Sep-16	Oct-16	Nov-16	Dec-16	Jan-17	Feb-17	Mar-17	Apr-17	May-17	Jun-17	Jul-17	Aug-17	Sep-17	Oct-17	Nov-17	Year on Year % (Nov 2016-Nov 2017)	Month on Month % Oct 2017-Nov 2017
	Jan-16	Feb-16	Mar-16	Apr-16	May-16	Jun-16	Jul-16	Aug-16	Sep-16	Oct-16	Nov-16	Dec-16	Jan-17	Feb-17	Mar-17	Apr-17	May-17	Jun-17	Jul-17	Aug-17	Sep-17	Oct-17	Nov-17		
Abia	611.29	716.25	647.33	517.94	529.44	777.89	1038.18	957.06	1227.14	825.84	872.00	1012.50	1333.82	1147.65	1095.67	1028.57	964.38	877.50	839.11	781.06	826.50	956.33	895.00	2.64	-6.41
Abuja	712.50	754.00	662.00	640.00	619.00	657.50	946.00	916.00	1178.50	880.00	814.25	1043.75	1556.00	1300.00	1257.00	1000.00	902.00	780.00	870.00	836.25	846.00	1125.00	1000.00	22.81	-11.11
Adamawa	766.67	905.00	912.59	800.00	916.67	821.43	986.36	1103.13	1181.82	1155.56	873.18	989.29	1250.00	1425.00	1283.33	1124.36	1212.50	1128.57	1066.67	1011.25	1200.00	1185.83	1108.92	27.00	-6.49
Akwa Ibom	600.42	627.08	571.00	539.08	605.42	661.43	888.50	978.75	1254.17	882.50	815.50	1010.42	1386.67	1636.36	1132.08	1191.22	920.42	884.17	870.11	916.21	854.17	928.75	1088.88	33.51	17.24
Anambra	624.29	761.70	643.83	583.33	634.13	747.67	954.33	933.33	1282.14	857.71	868.91	1014.33	1681.36	1068.18	1000.91	1166.64	915.77	945.63	889.33	861.67	861.91	927.00	1119.96	28.89	20.82
Bauchi	705.00	687.50	735.00	725.00	560.00	900.00	825.00	1005.83	1150.00	895.00	778.50	1028.75	1276.88	1283.33	1170.00	1201.85	1010.00	971.85	975.11	975.00	937.50	975.00	1047.60	34.55	7.45
Bayelsa	1030.00	1140.00	887.50	1000.00	862.50	940.00	1311.11	1062.50	1150.00	981.11	766.67	1045.00	1333.33	1550.00	1112.50	1133.00	1137.69	1024.62	927.11	1003.81	975.00	990.00	1119.96	46.08	13.13
Benue	652.50	804.00	652.86	711.67	798.33	617.50	986.25	1000.00	1175.00	869.00	752.75	990.00	1294.44	1309.38	1250.00	1229.17	1156.67	980.00	756.67	782.00	920.00	1175.00	1122.40	49.10	-4.48
Borno	841.67	750.00	2650.00	840.00	1505.56	1505.56	1346.00	1072.22	1165.00	1085.71	705.56	981.82	1515.35	1395.00	1338.89	1225.00	1208.33	1165.00	1112.50	1064.29	1041.67	1011.11	1084.84	53.76	7.29
Cross River	583.85	627.86	690.00	555.42	597.92	701.92	1184.50	1040.83	1169.23	918.18	750.31	1017.95	1302.00	1573.08	1190.00	1157.24	943.85	940.00	1010.89	1078.41	927.11	1032.00	1011.08	34.76	-2.03
Delta	601.82	692.50	617.33	623.85	658.18	720.00	938.21	970.65	1134.62	880.27	761.25	1002.33	1432.69	1588.75	1110.45	1123.75	962.50	892.69	895.00	929.25	854.00	1055.00	1137.48	49.42	7.82
Ebonyi	646.74	584.75	626.43	600.00	566.67	708.33	964.17	999.40	1191.67	858.00	880.00	938.33	1488.67	1080.00	967.86	1185.00	948.33	904.71	889.29	870.00	878.33	1021.36	1142.84	29.87	11.89
Edo	668.33	706.67	669.67	577.27	570.56	569.00	954.09	1071.38	1180.77	1015.36	802.91	1000.91	1471.09	1538.24	1228.75	1154.46	1035.71	903.33	1012.33	917.00	889.33	952.83	1203.52	49.89	26.31
Ekiti	718.50	861.11	723.64	674.50	688.75	966.67	1144.00	1165.00	1084.21	1120.00	900.00	1141.67	1375.00	1500.00	1143.33	1157.29	1153.13	1113.16	1136.84	1059.38	1103.13	1085.71	1114.28	23.81	2.63
Enugu	657.95	711.40	647.10	593.80	571.20	792.38	966.75	990.95	1192.83	952.75	869.25	1022.27	1327.69	1120.59	1042.38	1142.13	964.57	938.89	875.37	875.21	901.19	1046.43	1200.00	38.05	14.68
Gombe	787.50	856.25	763.64	750.00	794.58	794.58	1000.00	1255.00	1100.00	1000.00	890.00	1116.67	1535.71	1400.00	1135.71	1177.64	1060.00	1093.33	1120.11	1184.61	1145.45	1100.00	1175.72	32.10	6.88
Imo	644.76	702.60	674.05	581.50	589.72	590.00	942.08	1073.72	1208.57	926.90	876.82	1011.67	1454.17	1145.88	1074.72	1121.28	989.69	958.30	877.21	884.77	937.96	1050.00	1094.64	24.84	4.25
Jigawa	790.00	731.11	711.54	698.13	693.33	698.00	986.15	1089.33	1125.00	1000.00	783.33	1073.33	1438.89	1359.09	1240.71	1147.22	1060.71	1050.00	1085.71	1086.67	1029.41	1114.29	1192.56	52.24	7.02
Kaduna	763.33	753.33	608.82	643.75	925.33	680.71	993.78	1103.57	1170.83	985.88	805.26	1015.71	1352.27	1158.42	1144.00	1163.54	930.00	967.65	996.11	928.57	970.59	948.08	920.84	14.35	-2.87
Kano	719.38	778.67	699.23	1129.33	1107.33	819.25	1025.00	1169.23	1100.00	960.71	807.00	1080.77	1387.89	1431.82	1240.00	1162.22	1057.14	1046.67	1143.57	1042.86	1045.00	972.22	819.96	1.61	-15.66
Katsina	714.29	620.00	655.83	576.67	594.29	503.00	969.44	1146.15	1165.38	863.33	795.83	1029.17	1493.89	1295.83	1312.31	1178.21	1080.77	1038.57	1022.50	1028.00	925.41	1011.76	1138.32	43.09	12.51
Kebbi	791.30	823.91	868.42	828.57	820.00	943.75	1325.17	1155.56	1141.67	1011.74	716.67	1043.75	1268.79	1687.50	1376.92	1180.21	947.22	1096.43	1193.74	1053.57	1064.29	1009.00	1166.64	62.79	15.62
Kogi	656.43	607.50	606.88	702.22	1024.62	581.11	840.00	1045.44	1166.67	887.50	825.00	1005.71	1476.92	1209.17	1146.36	1159.61	1094.74	1025.45	826.91	1021.25	969.00	1011.11	1128.88	36.83	11.65
Kwara	690.00	724.00	650.71	633.33	600.00	585.50	1023.33	1028.00	1162.50	1120.24	849.17	969.00	1384.71	1183.75	1088.57	1040.00	970.42	935.00	812.14	893.00	865.00	1028.93	957.60	12.77	-6.93
Lagos	658.68	718.89	662.78	496.13	488.33	500.53	1061.43	1040.00	1094.44	1028.13	881.00	1152.78	1468.59	1510.56	1242.50	1155.37	1112.22	975.00	997.22	938.86	1013.16	912.11	950.56	7.89	4.22
Nassarawa	751.25	788.00	685.00	680.00	640.00	657.65	923.08	1216.67	1215.63	940.91	795.45	999.05	1449.09	1263.00	1220.56	1227.82	1108.93	952.92	1107.31	1104.17	909.23	947.64	866.64	8.95	-8.55
Niger	704.29	792.86	721.11	590.00	692.22	683.75	932.22	1039.00	1159.09	925.00	816.67	940.00	1700.00	1310.00	1218.89	1211.82	1088.89	1144.44	1170.00	1127.00	945.83	1105.00	1184.80	45.08	7.22
Ogun	690.00	737.22	726.79	622.00	892.22	593.75	1044.62	1046.43	1177.50	952.14	863.66	1080.77	1182.14	1476.92	1037.50	1154.55	1070.91	1015.63	910.50	917.50	1004.17	1005.26	1100.00	27.36	9.42
Ondo	627.33	722.78	661.32	534.47	553.18	572.11	956.67	1081.97	1173.33	911.11	843.57	989.33	1242.86	1384.71	1168.24	1139.89	1061.79	1048.53	1001.84	1020.00	1048.57	1160.00	916.64	8.66	-20.98
Osun	656.25	781.18	674.29	528.67	533.09	524.14	1038.61	998.82	1122.11	964.41	897.00	1051.18	1443.79	1468.53	1109.09	1103.22	963.22	905.78	961.58	1016.70	912.00	1043.75	1075.00	19.84	2.99
Oyo	678.85	693.50	685.00	529.67	500.77	516.54	1113.75	969.23	1140.28	931.18	910.83	1012.94	1700.00	1449.05	996.67	1095.58	948.33	982.63	962.19	934.41	897.00	1150.00	1142.20	25.40	-0.68
Plateau	730.00	858.33	750.00	685.71	677.90	631.25	1073.08	1095.00	1157.14	956.25	764.25	1077.78	1211.11	1357.14	1257.14	1086.50	1105.56	1012.00	1100.00	1050.00	1081.25	990.36	1099.96	43.92	11.07
Rivers	711.11	700.00	690.00	614.29	638.89	706.25	856.67	1019.17	1187.50	839.33	710.00	1140.63	1500.00	1560.00	1073.33	1188.89	1002.78	965.88	857.50	832.76	913.89	1150.00	1110.44	56.40	-3.44
Sokoto	761.43	810.00	966.00	814.29	700.00	742.86	941.67	1091.67	1144.44	1012.50	728.57	1100.00	1814.00	1114.29	1350.00	1200.00	1157.14	1080.00	942.86	1114.29	1086.67	918.33	1183.32	62.42	28.86
Taraba	865.14	811.11	885.00	816.25	865.00	957.50	1050.83	1110.00	1128.89	978.75	787.50	1087.50	1787.50	1191.43	1225.00	1123.47	1084.55	1007.27	1109.62	942.31	1100.00	1100.00	1038.92	31.93	-5.55
Yobe	812.50	694.44	888.89	794.00	722.22	722.22	1100.00	1109.09	1277.50	1075.00	850.00	1000.00	1525.00	1800.00	1125.00	1265.00	1150.00	1075.00	1000.00	1253.33	1150.00	1075.91	1049.96	23.52	-2.41
Zamfara	795.79	748.95	675.26	706.92	696.25	707.78	942.86	1040.00	1154.17	882.33	800.00	988.82	1232.33	1272.22	1286.43	1163.54	987.33	991.05	1040.00	833.83	997.78	1028.33	825.68	3.21	-19.71
STATES' AVERAGE	710.84	750.93	762.35	673.95	714.41	724.31	1015.51	1059.19	1164.03	955.42	816.44	1032.59	1434.44	1366.08	1172.78	1153.12	1096.71	995.07	982.11	978.16	973.72	1035.12	1052.39	28.89	1.66
Month-on-Month		5.64	1.52	-11.59	6.00	1.39	40.20	4.30	9.90	-17.92	-14.54	26.47	38.93	-4.77	-14.15	-1.68	-10.10	-4.02	-1.22	-0.49	-0.49	-0.49	-5.11		
Year-on-Year							58.56	53.85	50.14	33.48	11.92	27.51	101.80	81.92	53.84	71.09	45.11	37.38	-3.21	-7.66	-7.66	-7.66	-7.11		

**STATES WITH THE HIGHEST AVERAGE PRICES IN NOVEMBER**

# Methodology

Field work is done solely by over 700 NBS Staff in all States of the federation supported by supervisors who are monitored by internal and external observers.

Fuel Prices are collected across all the 774 local governments across all States and the FCT from over 10,000 respondents and locations and reflect actual prices households state they actually bought those fuels together with the prices reportedly sold by the fuel suppliers.

The average of all these prices is then reported for each state and the average for the country is the average for the state.

NBS audit team subsequently conducts randomly selected verification of prices recorded.

# Acknowledgements/Contacts

## Acknowledgements

We acknowledge our technical partners, Proshare in the design, concept and production of this publication.





## Contact Us

 @nigerianstat

 NBSNigeria

 [www.nigerianstat.gov.ng](http://www.nigerianstat.gov.ng)

 **Head Office Address**  
Plot 762, Independence Avenue, Central  
Business District, FCT, Abuja Nigeria.

 +234 803 386 5388

 [feedback@nigerianstat.gov.ng](mailto:feedback@nigerianstat.gov.ng)