

Road Transport Data

(Q3 2017)

Report Date: December 2017

Data Source: National Bureau of Statistics / Federal Road Safety Corps (FRSC)



NATIONAL BUREAU OF STATISTICS

Contents

Executive Summary	1
Estimated Vehicle Population in Nigeria.....	2
All States Data	
Abia.....	3
FCT, Abuja.....	5
Adamawa.....	7
Akwa Ibom.....	9
Anambra.....	11
Bauchi.....	13
Bayelsa.....	15
Benue.....	17
Borno.....	19
Cross River.....	21
Delta.....	23
Ebonyi.....	25
Edo.....	27
Ekiti.....	29
Enugu.....	31
Gombe.....	33
Imo.....	35
Jigawa.....	37
Kaduna.....	39
Kano.....	41
Katsina.....	43
Kebbi.....	45
Kogi.....	47
Kwara.....	49
Lagos.....	51
Nassarawa.....	53
Niger.....	55
Ogun.....	57
Ondo.....	59
Osun.....	61
Oyo.....	63
Plateau.....	65
Rivers.....	67
Sokoto.....	69
Taraba.....	71
Yobe.....	73
Zamfara.....	75
Sex Distribution of Persons Injured In Road Traffic Crashes.....	76
Sex Distribution of Persons Killed In Road Traffic Crashes.....	77
Number of Vehicles Involved In Road Traffic Crashes.....	78
Methodology	79
Appendix	80
Acknowledgements/Contacts	86

Executive Summary

The Q3 2017 road transport data reflected that 2,478 road crashes occurred in Q3 2017. Speed violation is reported as the major cause of road crashes in Q3 and it accounted for 44.51% of the total road crashes reported. Loss of control and dangerous driving followed closely as they both accounted for 10.41% and 9.52% of the total road crashes recorded.

A total of 6,803 Nigerians got injured in the road traffic crashes recorded. 6,419 of the 6,803 Nigerians that got injured, representing 94.4% of the figure, are adults while the remaining 384 Nigerians, representing 5.7% of the figure are children. 5,110 male Nigerians, representing 75%, got injured in road crashes in Q3 while 1,693 female Nigerians, representing 25% got injured.

Similarly, a total of 1,070 Nigerians got killed in the road traffic crashes recorded in Q3. 981 of the 1,070 Nigerians that got killed, representing 91.7% of the figure, are adults while the remaining 89 Nigerians, representing 8.3% of the figure are children. 815 male Nigerians, representing 76.2%, got killed in road crashes in Q3 while 255 female Nigerians, representing 23.8% got killed.

Estimated vehicle population in Nigeria as at Q3 2017 was put at 11,547,236 with the total population of the country puts at 193,392,517 in 2016. Nigeria's vehicle per population ratio is put 0.06. Data on the category of vehicles involved in road crashes in Q3 2017 reflected that 58% of vehicles are commercial (2,000), 40.6% are private (1,401), 1.4% are government (48) and the remaining are diplomat (0).

FCT Recorded the highest number of road crashes in Q3 2017 and closely followed by Kaduna and Kogi States while Borno and Bayelsa States recorded the least.

A total of 200,565 national drivers licenses were produced in Q3 2017. Lagos and FCT produced the highest number of drivers' licenses while Zamfara and Kebbi States produced the least numbers of national drivers' license.

Similarly, a total of 75,958 vehicle number plates were produced in Q3 2017. Delta and FCT state produced the highest number of vehicle plate numbers while Ekiti and Rivers States produced the least numbers of vehicle plate numbers in Q3 2017.

Road Transport Data - Q3 2017

Estimated Vehicle Population in Nigeria



Estimated Population

193,392,517



Vehicle per Population

0.06

Vehicle Population

11,547,236



Commercial

58.45%



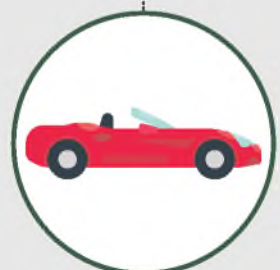
Private

40.33%



Government

1.17%



Diplomatic

0.05%

NB: Population figure is as at 2016

Road Transport Data - Q3 2017

ABIA STATE



VEHICLE PLATE NUMBER PRODUCTION



Motor Vehicle

1,218



Motorcycle

600



Production

1,818

NATIONAL DRIVER LICENSE PRODUCTION

TOTAL
Q3, 2017
PRODUCTION



4,087

ROAD TRAFFIC CASHES



Fatal

1



Serious

18



Minor

0



Total Cases

19



Number Injured

70



Number Killed

2



Total Casualty

72



People Involved

242

ABIA STATE

CAUSATIVE FACTORS OF ROAD TRAFFIC CRASHES



Speed Violation

7



Use of Phone While Driving

0



Tyre Burst

2



Loss of Control

0



Mechanically Deficient Vehicle

1



Wrongful Overtaking

3



Brake Failure

0



Overloading

0



Dangerous Overtaking

0



Worn Out Tyre

0



Dangerous Driving

0



Bad Road

0



Route Violation

6



OBS

0



Sleeping on Steering

1



Driving Under Alcohol/Drug Influence

0



Road Obstruction Violation

0



Poor Weather

0



Fatigue

0



Sign Light Violation

0



OTHERS

0



Total

21

Road traffic crashes

Road Transport Data - Q3 2017

ABUJA FCT



VEHICLE PLATE NUMBER PRODUCTION



Motor Vehicle

9,616



Motorcycle

51



Production

9,667

NATIONAL DRIVER LICENSE PRODUCTION

TOTAL
Q3, 2017
PRODUCTION



16,003

ROAD TRAFFIC CASHES



Fatal

38



Serious

173



Minor

37



Total Cases

248



Number Injured

597



Number Killed

56



Total Casualty

653



People Involved

1,357



Speed Violation

167



Use of Phone While Driving

0



Tyre Burst

21



Loss of Control

76



Mechanically Deficient Vehicle

5



Wrongful Overtaking

5



Brake Failure

6



Overloading

1



Dangerous Overtaking

1



Worn Out Tyre

0



Dangerous Driving

33



Bad Road

0



Route Violation

10



OBS

4



Sleeping on Steering

0



Driving Under Alcohol/Drug Influence

2



Road Obstruction Violation

0



Poor Weather

0



Fatigue

6



Sign Light Violation

0



OTHERS

3



Total

340

Road traffic crashes

Road Transport Data - Q3 2017

ADAMAWA STATE



VEHICLE PLATE NUMBER PRODUCTION



Motor Vehicle

2,026



Motorcycle

1,000



Production

3,026

NATIONAL DRIVER LICENSE PRODUCTION

TOTAL
Q3, 2017
PRODUCTION



1,434

ROAD TRAFFIC CASHES



Fatal

3



Serious

22



Minor

1



Total Cases

26



Number Injured

49



Number Killed

5



Total Casualty

54



People Involved

137

ADAMAWA STATE

CAUSATIVE FACTORS OF ROAD TRAFFIC CRASHES



Speed Violation

14



Use of Phone While Driving

0



Tyre Burst

0



Loss of Control

2



Mechanically Deficient Vehicle

0



Wrongful Overtaking

8



Brake Failure

1



Overloading

1



Dangerous Overtaking

0



Worn Out Tyre

0



Dangerous Driving

0



Bad Road

0



Route Violation

1



OBS

0



Sleeping on Steering

0



Driving Under Alcohol/Drug Influence

0



Road Obstruction Violation

0



Poor Weather

0



Fatigue

0




Sign Light Violation

0



OTHERS

0



Total

27

Road traffic crashes

Road Transport Data - Q3 2017

AKWA IBOM STATE



VEHICLE PLATE NUMBER PRODUCTION



Motor Vehicle

60



Motorcycle

0



Production

60

NATIONAL DRIVER LICENSE PRODUCTION

TOTAL
Q3, 2017
PRODUCTION



3,805

ROAD TRAFFIC CASHES



Fatal

6



Serious

9



Minor

4



Total Cases

19



Number Injured

32



Number Killed

8



Total Casualty

40



People Involved

95

CAUSATIVE FACTORS OF ROAD TRAFFIC CRASHES



Speed Violation

12



Use of Phone
While Driving

0



Tyre Burst

0



Loss of
Control

1



Mechanically
Deficient Vehicle

0



Wrongful
Overtaking

1



Brake
Failure

1



Overloading

0



Dangerous
Overtaking

0



Worn Out Tyre

0



Dangerous Driving

4



Bad Road

0



Route Violation

1



OBS

0



Sleeping on
Steering

0



Driving Under
Alcohol/Drug
Influence

0



Road Obstruction
Violation

0



Poor Weather

0



Fatigue

0



Sign Light
Violation

1



OTHERS

0



Total

21

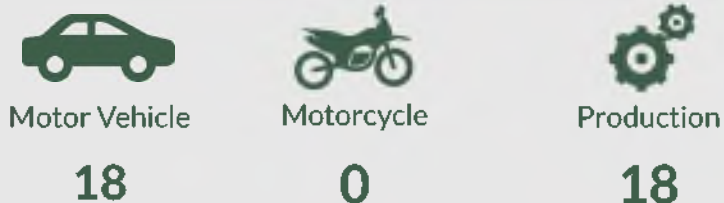
Road traffic crashes

Road Transport Data - Q3 2017

ANAMBRA STATE



VEHICLE PLATE NUMBER PRODUCTION



NATIONAL DRIVER LICENSE PRODUCTION

TOTAL
Q3, 2017
PRODUCTION



6,923

ROAD TRAFFIC CASHES



Fatal

13



Serious

34



Minor

20



Total Cases

67



Number Injured

104



Number Killed

16



Total Casualty

120



People Involved

406

ANAMBRA STATE

CAUSATIVE FACTORS OF ROAD TRAFFIC CRASHES



Speed Violation

32



Use of Phone While Driving

0



Tyre Burst

5



Loss of Control

7



Mechanically Deficient Vehicle

0



Wrongful Overtaking

8



Brake Failure

5



Overloading

1



Dangerous Overtaking

1



Worn Out Tyre

0



Dangerous Driving

13



Bad Road

1



Route Violation

2



OBS

4



Sleeping on Steering

1



Driving Under Alcohol/Drug Influence

1



Road Obstruction Violation

0



Poor Weather

4



Fatigue

1



Sign Light Violation

1



OTHERS

0



Total

87

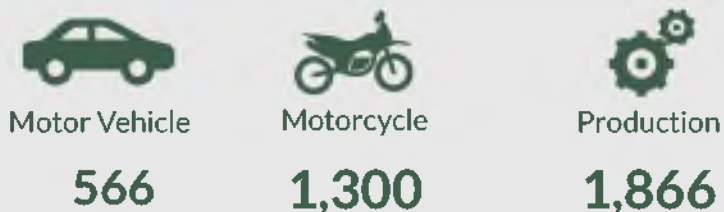
Road traffic crashes

Road Transport Data - Q3 2017

BAUCHI STATE



VEHICLE PLATE NUMBER PRODUCTION



NATIONAL DRIVER LICENSE PRODUCTION



ROAD TRAFFIC CASHES



Fatal

27



Serious

44



Minor

2



Total Cases

73



Number Injured

354



Number Killed

48



Total Casualty

402



People Involved

638



Speed Violation

18



Use of Phone While Driving

1



Tyre Burst

10



Loss of Control

13



Mechanically Deficient Vehicle

1



Wrongful Overtaking

4



Brake Failure

5



Overloading

1



Dangerous Overtaking

1



Worn Out Tyre

2



Dangerous Driving

10



Bad Road

0



Route Violation

2



OBS

1



Sleeping on Steering

6



Driving Under Alcohol/Drug Influence

0



Road Obstruction Violation

0



Poor Weather

2



Fatigue

2



Sign Light Violation

1



OTHERS

0



Total

80

Road traffic crashes

Road Transport Data - Q3 2017

BAYELSA STATE



VEHICLE PLATE NUMBER PRODUCTION


Motor Vehicle
603


Motorcycle
0


Production
603

NATIONAL DRIVER LICENSE PRODUCTION

TOTAL
Q3, 2017
PRODUCTION



3,474

ROAD TRAFFIC CASHES



Fatal

3



Serious

8



Minor

2



Total Cases

13



Number Injured

28



Number Killed

4



Total Casualty

32



People Involved

77



Speed Violation

7



Use of Phone While Driving

0



Tyre Burst

1



Loss of Control

0



Mechanically Deficient Vehicle

0



Wrongful Overtaking

0



Brake Failure

4



Overloading

0



Dangerous Overtaking

1



Worn Out Tyre

0



Dangerous Driving

0



Bad Road

0



Route Violation

0



OBS

0



Sleeping on Steering

0



Driving Under Alcohol/Drug Influence

0



Road Obstruction Violation

0



Poor Weather

0



Fatigue

0



Sign Light Violation

0



OTHERS

0



Total

13

Road traffic crashes

Road Transport Data - Q3 2017

BENUUE STATE



VEHICLE PLATE NUMBER PRODUCTION


Motor Vehicle
14


Motorcycle
0


Production
14

NATIONAL DRIVER LICENSE PRODUCTION

TOTAL
Q3, 2017
PRODUCTION



1,071

ROAD TRAFFIC CASHES



Fatal

10



Serious

17



Minor

44



Total Cases

71



Number Injured

157



Number Killed

16



Total Casualty

173



People Involved

327

BENUE STATE

CAUSATIVE FACTORS OF ROAD TRAFFIC CRASHES



Speed Violation

46



Use of Phone While Driving

0



Tyre Burst

1



Loss of Control

0



Mechanically Deficient Vehicle

0



Wrongful Overtaking

2



Brake Failure

0



Overloading

0



Dangerous Overtaking

0



Worn Out Tyre

1



Dangerous Driving

8



Bad Road

2



Route Violation

4



OBS

2



Sleeping on Steering

0



Driving Under Alcohol/Drug Influence

0



Road Obstruction Violation

0



Poor Weather

1



Fatigue

0



Sign Light Violation

0



OTHERS

3



Total

70

Road traffic crashes

Road Transport Data - Q3 2017

BORNO STATE



VEHICLE PLATE NUMBER PRODUCTION



Motor Vehicle
14


Motorcycle
0


Production
14

NATIONAL DRIVER LICENSE PRODUCTION

TOTAL
Q3, 2017
PRODUCTION



1,472

ROAD TRAFFIC CASHES



Fatal

3



Serious

4



Minor

0



Total Cases

7



Number Injured

40



Number Killed

4



Total Casualty

44



People Involved

60

BORNO STATE

CAUSATIVE FACTORS OF ROAD TRAFFIC CRASHES



Speed Violation

4



Use of Phone While Driving

0



Tyre Burst

0



Loss of Control

1



Mechanically Deficient Vehicle

0



Wrongful Overtaking

2



Brake Failure

0



Overloading

0



Dangerous Overtaking

0



Worn Out Tyre

0



Dangerous Driving

1



Bad Road

0



Route Violation

0



OBS

0



Sleeping on Steering

0



Driving Under Alcohol/Drug Influence

0



Road Obstruction Violation

0



Poor Weather

0



Fatigue

0



Sign Light Violation

0



OTHERS

0



Total

8

Road traffic crashes

Road Transport Data - Q3 2017

CROSS RIVER STATE



VEHICLE PLATE NUMBER PRODUCTION



Motor Vehicle

0



Motorcycle

0



Production

0

NATIONAL DRIVER LICENSE PRODUCTION

TOTAL
Q3, 2017
PRODUCTION



1,770

ROAD TRAFFIC CASHES



Fatal

6



Serious

7



Minor

1



Total Cases

14



Number Injured

43



Number Killed

19



Total Casualty

62



People Involved

90

CROSS RIVER STATE

CAUSATIVE FACTORS OF ROAD TRAFFIC CRASHES



Speed Violation

10



Use of Phone While Driving

0



Tyre Burst

1



Loss of Control

0



Mechanically Deficient Vehicle

0



Wrongful Overtaking

3



Brake Failure

0



Overloading

0



Dangerous Overtaking

0



Worn Out Tyre

0



Dangerous Driving

3



Bad Road

0



Route Violation

0



OBS

0



Sleeping on Steering

0



Driving Under Alcohol/Drug Influence

0



Road Obstruction Violation

0



Poor Weather

0



Fatigue

0



Sign Light Violation

0



OTHERS

0



Total

17

Road traffic crashes

Road Transport Data - Q3 2017

DELTA STATE



VEHICLE PLATE NUMBER PRODUCTION



Motor Vehicle

0



Motorcycle

0



Production

0

NATIONAL DRIVER LICENSE PRODUCTION

TOTAL
Q3, 2017
PRODUCTION



10,326

ROAD TRAFFIC CASHES



Fatal

14



Serious

8



Minor

9



Total Cases

31



Number Injured

113



Number Killed

30



Total Casualty

143



People Involved

236



Speed Violation

17



Use of Phone While Driving

0



Tyre Burst

4



Loss of Control

8



Mechanically Deficient Vehicle

0



Wrongful Overtaking

1



Brake Failure

4



Overloading

0



Dangerous Overtaking

0



Worn Out Tyre

0



Dangerous Driving

0



Bad Road

0



Route Violation

1



OBS

0



Sleeping on Steering

0



Driving Under Alcohol/Drug Influence

0



Road Obstruction Violation

0



Poor Weather

0



Fatigue

0



Sign Light Violation

1



OTHERS

1



Total

37

Road traffic crashes

Road Transport Data - Q3 2017

EDO STATE



VEHICLE PLATE NUMBER PRODUCTION



Motor Vehicle

5,045



Motorcycle

1,000



Production

6,045

NATIONAL DRIVER LICENSE PRODUCTION

TOTAL
Q3, 2017
PRODUCTION



6,883

ROAD TRAFFIC CASHES



Fatal

12



Serious

21



Minor

4



Total Cases

37



Number Injured

149



Number Killed

46



Total Casualty

195



People Involved

541

EDO STATE

CAUSATIVE FACTORS OF ROAD TRAFFIC CRASHES



Speed Violation

19



Use of Phone While Driving

1



Tyre Burst

3



Loss of Control

2



Mechanically Deficient Vehicle

0



Wrongful Overtaking

2



Brake Failure

9



Overloading

3



Dangerous Overtaking

1



Worn Out Tyre

1



Dangerous Driving

3



Bad Road

0



Route Violation

0



OBS

0



Sleeping on Steering

0



Driving Under Alcohol/Drug Influence

0



Road Obstruction Violation

0



Poor Weather

0



Fatigue

0



Sign Light Violation

0



OTHERS

0



Total

44

Road traffic crashes

Road Transport Data - Q3 2017

EKITI STATE



VEHICLE PLATE NUMBER PRODUCTION



Motor Vehicle

1



Motorcycle

0



Production

1

NATIONAL DRIVER LICENSE PRODUCTION

TOTAL
Q3, 2017
PRODUCTION



2,091

ROAD TRAFFIC CASHES



Fatal

4



Serious

10



Minor

0



Total Cases

14



Number Injured

39



Number Killed

6



Total Casualty

45



People Involved

78

EKITI STATE

CAUSATIVE FACTORS OF ROAD TRAFFIC CRASHES



Speed Violation

4



Use of Phone While Driving

0



Tyre Burst

1



Loss of Control

5



Mechanically Deficient Vehicle

0



Wrongful Overtaking

2



Brake Failure

0



Overloading

0



Dangerous Overtaking

0



Worn Out Tyre

0



Dangerous Driving

2



Bad Road

1



Route Violation

2



OBS

1



Sleeping on Steering

0



Driving Under Alcohol/Drug Influence

0



Road Obstruction Violation

0



Poor Weather

0



Fatigue

0



Sign Light Violation

1



OTHERS

2



Total

21


Road traffic crashes

Road Transport Data - Q3 2017

ENUGU STATE



VEHICLE PLATE NUMBER PRODUCTION



NATIONAL DRIVER LICENSE PRODUCTION



ROAD TRAFFIC CASHES



ENUGU STATE

CAUSATIVE FACTORS OF ROAD TRAFFIC CRASHES



Speed Violation

27



Use of Phone While Driving

0



Tyre Burst

2



Loss of Control

0



Mechanically Deficient Vehicle

1



Wrongful Overtaking

2



Brake Failure

4



Overloading

1



Dangerous Overtaking

0



Worn Out Tyre

0



Dangerous Driving

3



Bad Road

0



Route Violation

2



OBS

1



Sleeping on Steering

0



Driving Under Alcohol/Drug Influence

0



Road Obstruction Violation

2



Poor Weather

1



Fatigue

0



Sign Light Violation

0



OTHERS

0



Total

46

Road traffic crashes

Road Transport Data - Q3 2017

GOMBE STATE



VEHICLE PLATE NUMBER PRODUCTION



NATIONAL DRIVER LICENSE PRODUCTION

TOTAL
Q3, 2017
PRODUCTION



1,951

ROAD TRAFFIC CASHES



Fatal

2



Serious

26



Minor

1



Total Cases

29



Number Injured

75



Number Killed

5



Total Casualty

80



People Involved

148



Speed Violation

16



Use of Phone While Driving

1



Tyre Burst

3



Loss of Control

2



Mechanically Deficient Vehicle

0



Wrongful Overtaking

2



Brake Failure

1



Overloading

0



Dangerous Overtaking

0



Worn Out Tyre

0



Dangerous Driving

6



Bad Road

0



Route Violation

0



OBS

0



Sleeping on Steering

0



Driving Under Alcohol/Drug Influence

0



Road Obstruction Violation

0



Poor Weather

0



Fatigue

0



Sign Light Violation

0



OTHERS

0



Total

31


Road traffic crashes

Road Transport Data - Q3 2017

IMO STATE



VEHICLE PLATE NUMBER PRODUCTION



NATIONAL DRIVER LICENSE PRODUCTION

TOTAL
Q3, 2017
PRODUCTION



5,735

ROAD TRAFFIC CASHES



Fatal

10



Serious

22



Minor

4



Total Cases

36



Number Injured

138



Number Killed

14



Total Casualty

152



People Involved

285

IMO STATE

CAUSATIVE FACTORS OF ROAD TRAFFIC CRASHES



Speed Violation

27



Use of Phone While Driving

0



Tyre Burst

1



Loss of Control

5



Mechanically Deficient Vehicle

3



Wrongful Overtaking

1



Brake Failure

1



Overloading

0



Dangerous Overtaking

0



Worn Out Tyre

0



Dangerous Driving

1



Bad Road

0



Route Violation

2



OBS

2



Sleeping on Steering

0



Driving Under Alcohol/Drug Influence

0



Road Obstruction Violation

0



Poor Weather

0



Fatigue

0



Sign Light Violation

0



OTHERS

0



Total

43

Road traffic crashes

Road Transport Data - Q3 2017

JIGAWA STATE



VEHICLE PLATE NUMBER PRODUCTION



NATIONAL DRIVER LICENSE PRODUCTION



ROAD TRAFFIC CASHES



Fatal

10



Serious

31



Minor

0



Total Cases

41



Number Injured

138



Number Killed

28



Total Casualty

166



People Involved

255



Speed Violation

17



Use of Phone While Driving

0



Tyre Burst

2



Loss of Control

9



Mechanically Deficient Vehicle

0



Wrongful Overtaking

0



Brake Failure

0



Overloading

1



Dangerous Overtaking

0



Worn Out Tyre

0



Dangerous Driving

4



Bad Road

0



Route Violation

1



OBS

10



Sleeping on Steering

0



Driving Under Alcohol/Drug Influence

0



Road Obstruction Violation

0



Poor Weather

0



Fatigue

0



Sign Light Violation

1



OTHERS

0



Total

45


Road traffic crashes

Road Transport Data - Q3 2017

KANO STATE



VEHICLE PLATE NUMBER PRODUCTION



NATIONAL DRIVER LICENSE PRODUCTION



ROAD TRAFFIC CASHES



Fatal

18



Serious

30



Minor

0



Total Cases

48



Number Injured

193



Number Killed

56



Total Casualty

249



People Involved

368

KANO STATE

CAUSATIVE FACTORS OF ROAD TRAFFIC CRASHES



Speed Violation

32



Use of Phone While Driving

0



Tyre Burst

4



Loss of Control

11



Mechanically Deficient Vehicle

2



Wrongful Overtaking

7



Brake Failure

3



Overloading

0



Dangerous Overtaking

0



Worn Out Tyre

1



Dangerous Driving

1



Bad Road

0



Route Violation

1



OBS

1



Sleeping on Steering

0



Driving Under Alcohol/Drug Influence

0



Road Obstruction Violation

0



Poor Weather

0



Fatigue

0



Sign Light Violation

0



OTHERS

0



Total

63

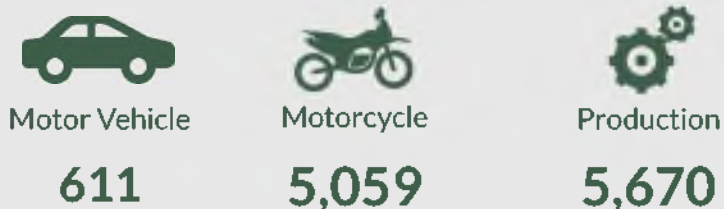
Road traffic crashes

Road Transport Data - Q3 2017

KATSINA STATE



VEHICLE PLATE NUMBER PRODUCTION



NATIONAL DRIVER LICENSE PRODUCTION



ROAD TRAFFIC CASHES



Fatal

10



Serious

44



Minor

0



Total Cases

54



Number Injured

236



Number Killed

17



Total Casualty

253



People Involved

380



Speed Violation

22



Use of Phone While Driving

2



Tyre Burst

2



Loss of Control

2



Mechanically Deficient Vehicle

0



Wrongful Overtaking

0



Brake Failure

0



Overloading

0



Dangerous Overtaking

5



Worn Out Tyre

3



Dangerous Driving

7



Bad Road

0



Route Violation

13



OBS

0



Sleeping on Steering

0



Driving Under Alcohol/Drug Influence

0



Road Obstruction Violation

0



Poor Weather

0



Fatigue

0



Sign Light Violation

1



OTHERS

0



Total

57

Road traffic crashes

Road Transport Data - Q3 2017

KEBBI STATE



VEHICLE PLATE NUMBER PRODUCTION


Motor Vehicle
329


Motorcycle
470


Production
799

NATIONAL DRIVER LICENSE PRODUCTION

TOTAL
Q3, 2017
PRODUCTION



420

ROAD TRAFFIC CASHES



Fatal

7



Serious

23



Minor

4



Total Cases

34



Number Injured

73



Number Killed

10



Total Casualty

83



People Involved

128

KEBBI STATE

CAUSATIVE FACTORS OF ROAD TRAFFIC CRASHES



Speed Violation

18



Use of Phone While Driving

0



Tyre Burst

2



Loss of Control

3



Mechanically Deficient Vehicle

1



Wrongful Overtaking

5



Brake Failure

0



Overloading

2



Dangerous Overtaking

0



Worn Out Tyre

2



Dangerous Driving

1



Bad Road

0



Route Violation

2



OBS

1



Sleeping on Steering

1



Driving Under Alcohol/Drug Influence

0



Road Obstruction Violation

0



Poor Weather

0



Fatigue

0




Sign Light Violation

1



OTHERS

1



Total

39

Road traffic crashes

Road Transport Data - Q3 2017

KOGI STATE



VEHICLE PLATE NUMBER PRODUCTION



NATIONAL DRIVER LICENSE PRODUCTION



ROAD TRAFFIC CASHES



Fatal

23



Serious

62



Minor

13



Total Cases

98



Number Injured

381



Number Killed

53



Total Casualty

434



People Involved

1,150

KOGI STATE

CAUSATIVE FACTORS OF ROAD TRAFFIC CRASHES



Speed Violation

54



Use of Phone While Driving

0



Tyre Burst

4



Loss of Control

1



Mechanically Deficient Vehicle

3



Wrongful Overtaking

16



Brake Failure

12



Overloading

0



Dangerous Overtaking

0



Worn Out Tyre

0



Dangerous Driving

3



Bad Road

1



Route Violation

2



OBS

0



Sleeping on Steering

0



Driving Under Alcohol/Drug Influence

0



Road Obstruction Violation

0



Poor Weather

0



Fatigue

0



Sign Light Violation

0



OTHERS

3



Total

99

Road traffic crashes

Road Transport Data - Q3 2017

KWARA STATE



VEHICLE PLATE NUMBER PRODUCTION



Motor Vehicle

820



Motorcycle

230



Production

1,050

NATIONAL DRIVER LICENSE PRODUCTION

TOTAL
Q3, 2017
PRODUCTION



3,112

ROAD TRAFFIC CASHES



Fatal

15



Serious

32



Minor

3



Total Cases

50



Number Injured

167



Number Killed

35



Total Casualty

202



People Involved

380



Speed Violation

29



Use of Phone While Driving

0



Tyre Burst

5



Loss of Control

9



Mechanically Deficient Vehicle

1



Wrongful Overtaking

5



Brake Failure

4



Overloading

1



Dangerous Overtaking

0



Worn Out Tyre

1



Dangerous Driving

2



Bad Road

1



Route Violation

1



OBS

3



Sleeping on Steering

0



Driving Under Alcohol/Drug Influence

0



Road Obstruction Violation

0



Poor Weather

0



Fatigue

0



Sign Light Violation

0



OTHERS

0



Total

62

Road traffic crashes

Road Transport Data - Q3 2017

LAGOS STATE



VEHICLE PLATE NUMBER PRODUCTION



NATIONAL DRIVER LICENSE PRODUCTION

TOTAL
Q3, 2017
PRODUCTION



54,437

ROAD TRAFFIC CASHES



Fatal

12



Serious

50



Minor

30



Total Cases

92



Number Injured

151



Number Killed

18



Total Casualty

169



People Involved

642

LAGOS STATE

CAUSATIVE FACTORS OF ROAD TRAFFIC CRASHES



Speed Violation

53



Use of Phone While Driving

0



Tyre Burst

2



Loss of Control

1



Mechanically Deficient Vehicle

6



Wrongful Overtaking

1



Brake Failure

7



Overloading

0



Dangerous Overtaking

1



Worn Out Tyre

1



Dangerous Driving

5



Bad Road

1



Route Violation

7



OBS

0



Sleeping on Steering

0



Driving Under Alcohol/Drug Influence

2



Road Obstruction Violation

0



Poor Weather

0



Fatigue

0



Sign Light Violation

5



OTHERS

0



Total

92

Road traffic crashes

Road Transport Data - Q3 2017

NASSARAWA STATE



VEHICLE PLATE NUMBER PRODUCTION



Motor Vehicle

511



Motorcycle

0



Production

511

NATIONAL DRIVER LICENSE PRODUCTION

TOTAL
Q3, 2017
PRODUCTION



3,076

ROAD TRAFFIC CASHES



Fatal

16



Serious

30



Minor

65



Total Cases

111



Number Injured

291



Number Killed

30



Total Casualty

321



People Involved

532

CAUSATIVE FACTORS OF ROAD TRAFFIC CRASHES



Speed Violation

42



Use of Phone While Driving

0



Tyre Burst

2



Loss of Control

0



Mechanically Deficient Vehicle

0



Wrongful Overtaking

4



Brake Failure

4



Overloading

0



Dangerous Overtaking

8



Worn Out Tyre

1



Dangerous Driving

17



Bad Road

2



Route Violation

11



OBS

3



Sleeping on Steering

3



Driving Under Alcohol/Drug Influence

2



Road Obstruction Violation

0



Poor Weather

0



Fatigue

2



Sign Light Violation

2



OTHERS

6



Total

108

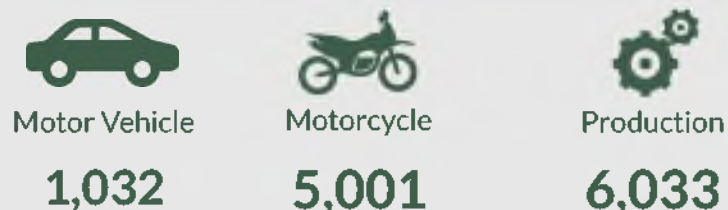
Road traffic crashes

Road Transport Data - Q3 2017

NIGER STATE



VEHICLE PLATE NUMBER PRODUCTION



NATIONAL DRIVER LICENSE PRODUCTION



ROAD TRAFFIC CASHES



Fatal

23



Serious

92



Minor

6



Total Cases

121



Number Injured

338



Number Killed

43



Total Casualty

381



People Involved

709

NIGER STATE

CAUSATIVE FACTORS OF ROAD TRAFFIC CRASHES



Speed Violation

44



Use of Phone While Driving

0



Tyre Burst

10



Loss of Control

19



Mechanically Deficient Vehicle

5



Wrongful Overtaking

11



Brake Failure

3



Overloading

3



Dangerous Overtaking

4



Worn Out Tyre

9



Dangerous Driving

14



Bad Road

1



Route Violation

4



OBS

1



Sleeping on Steering

2



Driving Under Alcohol/Drug Influence

0



Road Obstruction Violation

1



Poor Weather

1



Fatigue

1



Sign Light Violation

0



OTHERS

5



Total

138

Road traffic crashes

Road Transport Data - Q3 2017

OGUN STATE



VEHICLE PLATE NUMBER PRODUCTION



Motor Vehicle

1,530



Motorcycle

6,301



Production

7,831

NATIONAL DRIVER LICENSE PRODUCTION

TOTAL
Q3, 2017
PRODUCTION



9,895

ROAD TRAFFIC CASHES



Fatal

34



Serious

56



Minor

12



Total Cases

102



Number Injured

375



Number Killed

62



Total Casualty

437



People Involved

881

OGUN STATE

CAUSATIVE FACTORS OF ROAD TRAFFIC CRASHES



Speed Violation

66



Use of Phone While Driving

0



Tyre Burst

12



Loss of Control

2



Mechanically Deficient Vehicle

4



Wrongful Overtaking

3



Brake Failure

9



Overloading

0



Dangerous Overtaking

0



Worn Out Tyre

0



Dangerous Driving

1



Bad Road

4



Route Violation

1



OBS

3



Sleeping on Steering

0



Driving Under Alcohol/Drug Influence

0



Road Obstruction Violation

0



Poor Weather

0



Fatigue

0



Sign Light Violation

2



OTHERS

0



Total

107

Road traffic crashes

Road Transport Data - Q3 2017

ONDO STATE



VEHICLE PLATE NUMBER PRODUCTION



Motor Vehicle

3,030



Motorcycle

6,101



Production

9,131

NATIONAL DRIVER LICENSE PRODUCTION

TOTAL
Q3, 2017
PRODUCTION



4,479

ROAD TRAFFIC CASHES



Fatal

19



Serious

47



Minor

7



Total Cases

73



Number Injured

181



Number Killed

29



Total Casualty

210



People Involved

495

ONDO STATE

CAUSATIVE FACTORS OF ROAD TRAFFIC CRASHES



Speed Violation

45



Use of Phone While Driving

0



Tyre Burst

3



Loss of Control

0



Mechanically Deficient Vehicle

2



Wrongful Overtaking

1



Brake Failure

10



Overloading

0



Dangerous Overtaking

5



Worn Out Tyre

0



Dangerous Driving

11



Bad Road

4



Route Violation

3



OBS

1



Sleeping on Steering

3



Driving Under Alcohol/Drug Influence

2



Road Obstruction Violation

0



Poor Weather

0



Fatigue

5



Sign Light Violation

0



OTHERS

0



Total

95

Road traffic crashes

Road Transport Data - Q3 2017

OSUN STATE



VEHICLE PLATE NUMBER PRODUCTION



Motor Vehicle

0



Motorcycle

0



Production

0

NATIONAL DRIVER LICENSE PRODUCTION

TOTAL
Q3, 2017
PRODUCTION



3,333

ROAD TRAFFIC CASHES



Fatal

26



Serious

29



Minor

2



Total Cases

57



Number Injured

333



Number Killed

56



Total Casualty

389



People Involved

614

OSUN STATE

CAUSATIVE FACTORS OF ROAD TRAFFIC CRASHES



Speed Violation

31



Use of Phone While Driving

0



Tyre Burst

9



Loss of Control

0



Mechanically Deficient Vehicle

3



Wrongful Overtaking

2



Brake Failure

2



Overloading

1



Dangerous Overtaking

6



Worn Out Tyre

0



Dangerous Driving

3



Bad Road

1



Route Violation

7



OBS

2



Sleeping on Steering

1



Driving Under Alcohol/Drug Influence

0



Road Obstruction Violation

0



Poor Weather

0



Fatigue

4



Sign Light Violation

0



OTHERS

0



Total

72

Road traffic crashes

Road Transport Data - Q3 2017

OYO STATE



VEHICLE PLATE NUMBER PRODUCTION



Motor Vehicle

19



Motorcycle

0



Production

19

NATIONAL DRIVER LICENSE PRODUCTION

TOTAL
Q3, 2017
PRODUCTION



11,620

ROAD TRAFFIC CASHES



Fatal

27



Serious

45



Minor

5



Total Cases

77



Number Injured

264



Number Killed

68



Total Casualty

332



People Involved

681

OYO STATE

CAUSATIVE FACTORS OF ROAD TRAFFIC CRASHES



Speed Violation

32



Use of Phone While Driving

0



Tyre Burst

3



Loss of Control

1



Mechanically Deficient Vehicle

10



Wrongful Overtaking

6



Brake Failure

3



Overloading

2



Dangerous Overtaking

6



Worn Out Tyre

0



Dangerous Driving

20



Bad Road

0



Route Violation

2



OBS

0



Sleeping on Steering

0



Driving Under Alcohol/Drug Influence

1



Road Obstruction Violation

0



Poor Weather

0



Fatigue

2



Sign Light Violation

0



OTHERS

0



Total

88

Road traffic crashes

Road Transport Data - Q3 2017

PLATEAU STATE



VEHICLE PLATE NUMBER PRODUCTION


Motor Vehicle
43


Motorcycle
0


Production
43

NATIONAL DRIVER LICENSE PRODUCTION

TOTAL
Q3, 2017
PRODUCTION



3,381

ROAD TRAFFIC CASHES



Fatal

11



Serious

19



Minor

40



Total Cases

70



Number Injured

201



Number Killed

22



Total Casualty

223



People Involved

468



Speed Violation

30



Use of Phone While Driving

0



Tyre Burst

7



Loss of Control

0



Mechanically Deficient Vehicle

0



Wrongful Overtaking

5



Brake Failure

6



Overloading

0



Dangerous Overtaking

1



Worn Out Tyre

3



Dangerous Driving

6



Bad Road

0



Route Violation

1



OBS

1



Sleeping on Steering

0



Driving Under Alcohol/Drug Influence

0



Road Obstruction Violation

0



Poor Weather

0



Fatigue

3



Sign Light Violation

2



OTHERS

4



Total

69

Road traffic crashes

Road Transport Data - Q3 2017

RIVERS STATE



VEHICLE PLATE NUMBER PRODUCTION


Motor Vehicle
8


Motorcycle
0


Production
8

NATIONAL DRIVER LICENSE PRODUCTION

TOTAL
Q3, 2017
PRODUCTION



11,011

ROAD TRAFFIC CASHES



Fatal

6



Serious

14



Minor

5



Total Cases

25



Number Injured

83



Number Killed

16



Total Casualty

99



People Involved

163

RIVERS STATE

CAUSATIVE FACTORS OF ROAD TRAFFIC CRASHES



Speed Violation

10



Use of Phone While Driving

1



Tyre Burst

3



Loss of Control

5



Mechanically Deficient Vehicle

2



Wrongful Overtaking

1



Brake Failure

1



Overloading

0



Dangerous Overtaking

2



Worn Out Tyre

0



Dangerous Driving

1



Bad Road

0



Route Violation

1



OBS

0



Sleeping on Steering

0



Driving Under Alcohol/Drug Influence

0



Road Obstruction Violation

0



Poor Weather

0



Fatigue

0



Sign Light Violation

0



OTHERS

0



Total

27

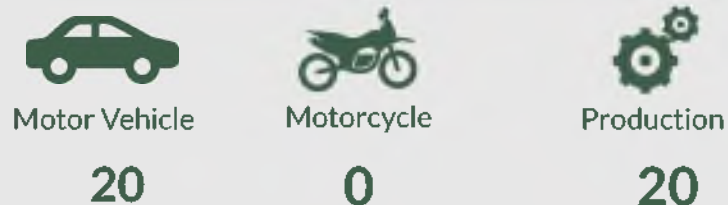
Road traffic crashes

Road Transport Data - Q3 2017

SOKOTO STATE



VEHICLE PLATE NUMBER PRODUCTION



NATIONAL DRIVER LICENSE PRODUCTION



ROAD TRAFFIC CASHES





Speed Violation

6



Use of Phone While Driving

0



Tyre Burst

0



Loss of Control

3



Mechanically Deficient Vehicle

0



Wrongful Overtaking

0



Brake Failure

2



Overloading

0



Dangerous Overtaking

3



Worn Out Tyre

0



Dangerous Driving

2



Bad Road

0



Route Violation

0



OBS

0



Sleeping on Steering

5



Driving Under Alcohol/Drug Influence

0



Road Obstruction Violation

0



Poor Weather

0



Fatigue

0



Sign Light Violation

0



OTHERS

0



Total

21

Road traffic crashes

Road Transport Data - Q3 2017

TARABA STATE



VEHICLE PLATE NUMBER PRODUCTION



NATIONAL DRIVER LICENSE PRODUCTION



ROAD TRAFFIC CASHES



Fatal

10



Serious

24



Minor

0



Total Cases

34



Number Injured

110



Number Killed

16



Total Casualty

126



People Involved

199



Speed Violation

4



Use of Phone While Driving

0



Tyre Burst

1



Loss of Control

3



Mechanically Deficient Vehicle

0



Wrongful Overtaking

6



Brake Failure

0



Overloading

0



Dangerous Overtaking

0



Worn Out Tyre

0



Dangerous Driving

18



Bad Road

0



Route Violation

1



OBS

1



Sleeping on Steering

0



Driving Under Alcohol/Drug Influence

0



Road Obstruction Violation

0



Poor Weather

2



Fatigue

0



Sign Light Violation

0



OTHERS

0



Total

36

Road traffic crashes

Road Transport Data - Q3 2017

YOBE STATE



VEHICLE PLATE NUMBER PRODUCTION



Motor Vehicle

43



Motorcycle

0



Production

43

NATIONAL DRIVER LICENSE PRODUCTION

TOTAL
Q3, 2017
PRODUCTION



659

ROAD TRAFFIC CASHES



Fatal

8



Serious

10



Minor

0



Total Cases

18



Number Injured

126



Number Killed

17



Total Casualty

143



People Involved

158

YOBE STATE

CAUSATIVE FACTORS OF ROAD TRAFFIC CRASHES



Speed Violation

7



Use of Phone While Driving

0



Tyre Burst

7



Loss of Control

5



Mechanically Deficient Vehicle

0



Wrongful Overtaking

1



Brake Failure

0



Overloading

0



Dangerous Overtaking

1



Worn Out Tyre

0



Dangerous Driving

1



Bad Road

0



Route Violation

0



OBS

0



Sleeping on Steering

0



Driving Under Alcohol/Drug Influence

0



Road Obstruction Violation

0



Poor Weather

0



Fatigue

0



Sign Light Violation

0



OTHERS

0



Total

22

Road traffic crashes

Road Transport Data - Q3 2017

ZAMFARA STATE



VEHICLE PLATE NUMBER PRODUCTION



Motor Vehicle

0



Motorcycle

0



Production

0

NATIONAL DRIVER LICENSE PRODUCTION

TOTAL
Q3, 2017
PRODUCTION



416

ROAD TRAFFIC CASHES



Fatal

11



Serious

13



Minor

0



Total Cases

24



Number Injured

153



Number Killed

36



Total Casualty

189



People Involved

227

ZAMFARA STATE CAUSATIVE FACTORS OF ROAD TRAFFIC CRASHES



Speed Violation

14



Use of Phone While Driving

0



Tyre Burst

1



Loss of Control

8



Mechanically Deficient Vehicle

0



Wrongful Overtaking

1



Brake Failure

0



Overloading

0



Dangerous Overtaking

0



Worn Out Tyre

1



Dangerous Driving

1



Bad Road

0



Route Violation

2



OBS

0



Sleeping on Steering

0



Driving Under Alcohol/Drug Influence

0



Road Obstruction Violation

0



Poor Weather

0



Fatigue

0



Sign Light Violation

0



OTHERS

1



Total

29

Road traffic crashes

Road Transport Data - Q3 2017



TOTAL STATE

VEHICLE PLATE NUMBER PRODUCTION



Motor Vehicle

40,374



Motorcycle

35,584



Production

75,958

NATIONAL DRIVER LICENSE PRODUCTION

TOTAL
Q3, 2017
PRODUCTION



200,565

ROAD TRAFFIC CASHES



Fatal

540



Serious

1,235



Minor

351



Total Cases

2,126



Number Injured

6,803



Number Killed

1,070



Total Casualty

7,873



People Involved

15,403

TOTAL STATE

CAUSATIVE FACTORS OF ROAD TRAFFIC CRASHES



Speed Violation

1,103



Use of Phone While Driving

6



Tyre Burst

163



Loss of Control

258



Mechanically Deficient Vehicle

66



Wrongful Overtaking

122



Brake Failure

114



Overloading

20



Dangerous Overtaking

48



Worn Out Tyre

27



Dangerous Driving

236



Bad Road

25



Route Violation

107



OBS

55



Sleeping on Steering

23



Driving Under Alcohol/Drug Influence

15



Road Obstruction Violation

3



Poor Weather

12



Fatigue

27



Sign Light Violation

19



OTHERS

29



Total

2,478

Road traffic crashes

Road Transport Data - Q3 2017

Sex Distribution of Persons Injured In Road Traffic Crashes



MALE ADULT



FREQUENCY

PERCENTAGE

4895

72.0%

FEMALE ADULT



FREQUENCY

PERCENTAGE

1524

22.4%



MALE CHILD



FREQUENCY

PERCENTAGE

215

3.2%

FEMALE CHILD

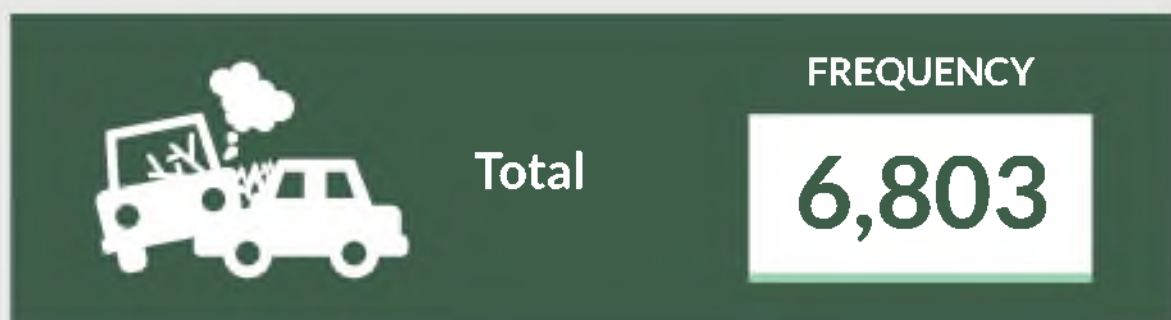


FREQUENCY

PERCENTAGE

169

2.5%



Road Transport Data - Q3 2017

Sex Distribution of Persons Killed In Road Traffic Crashes



MALE ADULT



FREQUENCY

769

PERCENTAGE

71.9%

FEMALE ADULT



FREQUENCY

212

PERCENTAGE

19.8%



MALE CHILD



FREQUENCY

46

PERCENTAGE

4.3%

FEMALE CHILD



FREQUENCY

43

PERCENTAGE

4.0%

Total

FREQUENCY

1,070

A dark green rectangular box containing a car crash icon on the left, the word "Total" in the center, and a white box on the right containing the text "FREQUENCY" above the number "1,070".

Road Transport Data - Q3 2017

Number of Vehicles Involved In Road Traffic Crashes



VEHICLES INVOLVED



Bicycle

8



Motorcycle

663



Tricycle

110



Car

1,124



Suv(jeep)

115



Van

4



Minibus

641



Luxury Bus

13



Pick-up

106



Truck

427



Tanker

83



Trailer

141



Others

14

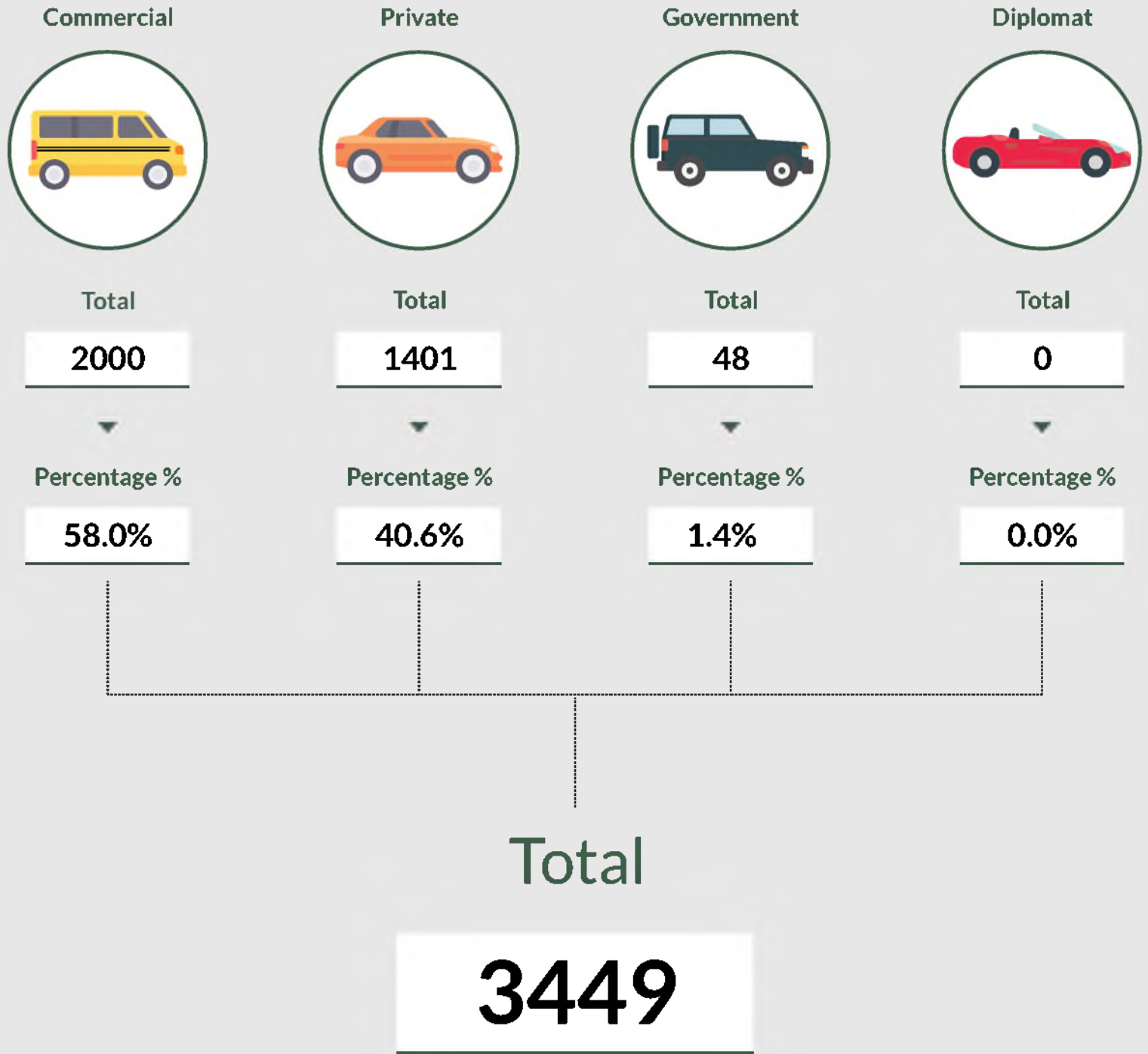


Total

3,449

Road Transport Data - Q3 2017

Category of Vehicle Involved In Road Traffic Crashes



Methodology

Data is supplied administratively by the Federal Road Safety Corps (FRSC) and verified and validated by the National Bureau of Statistics, Nigeria (NBS).

Appendix

TOTAL NATIONAL VEHICLE PLATE NUMBER PRODUCTION BY STATE Q3 2017

S/N	STATE	Jul. 2017		Aug. 2017		Sept, 2017		TOTAL Q3 2017		TOTAL ALL PRODUCTION
		PRODUCTION		PRODUCTION		PRODUCTION		PRODUCTION		
		MV	MC	MV	MC	MV	MC	MV	MC	
1	ABIA	0	0	262	300	956	300	1,218	600	1,818
2	ADAMAWA	2,005	1,000	16	0	5	0	2,026	1,000	3,026
3	AKWA IBOM	3	0	54	0	3	0	60	0	60
4	ANAMBRA	5	0	8	0	5	0	18	0	18
5	BAUCHI		0	0	0	566	1,300	566	1,300	1,866
6	BAYELSA	0	0	203	0	400	0	603	0	603
7	BENUE	0	0	12	0	2	0	14	0	14
8	BORNO	0	0	11	0	3	0	14	0	14
9	C/RIVERS	0	0	0	0	0	0	0	0	0
10	DELTA	4,324	4,006	38	1	1,878	0	6,240	4,007	10,247
11	EBONYI	0	0	0	0	0	0	0	0	0
12	EDO	0	0	0	0	5,045	1,000	5,045	1,000	6,045
13	EKITI	0	0	0	0	1	0	1	0	1
14	ENUGU	10	0	13	0	54	27	77	27	104
15	FCT	78	0	74	0	9,464	51	9,616	51	9,667
16	GOMBE	0	0	0	0	0	0	0	0	0
17	IMO	0	0	0	0	93	0	93	0	93
18	JIGAWA	500	0		1,880	0	0	500	1,880	2,380
19	KADUNA	1	0	2,229	46	257	0	2,487	46	2,533
20	KANO	316	0	506	0	579	2	1,401	2	1,403
21	KATSINA	598	5,059	5	0	8	0	611	5,059	5,670
22	KEBBI	325	470	4	0	0	0	329	470	799
23	KOGI	0	0	1,509	2,500		0	1,509	2,500	4,009
24	KWARA	3	0	2	0	815	230	820	230	1,050
25	LAGOS	0	0	0	0	0	0	0	0	0
26	NASARAWA	5	0	1	0	505	0	511	0	511
27	NIGER	26	0	1,006	5,000	0	1	1,032	5,001	6,033
28	OGUN	1,511	2,400	17	100	2	3,801	1,530	6,301	7,831
29	ONDO	1,809	0	1,221	6,100	0	1	3,030	6,101	9,131
30	OSUN	0	0	0	0	0	0	0	0	0
31	OYO	9	0	10	0	0	0	19	0	19
32	PLATEAU	29	0	14	0	0	0	43	0	43
33	RIVERS	0	0	3	0	5	0	8	0	8
34	SOKOTO	0	0	0	0	20	0	20	0	20
35	TARABA	0	0	0	0	0	0	0	0	0
36	YOBE	41	0	2	0	0	0	43	0	43
37	ZAMFARA		0		0	0	0	0	0	0
38	DIPLOMAT.	30	0	53	0	26	0	109	0	109
39	FG	134	7	294	0	177	2	605	9	614
40	COMP.	0	0	3		0	0	3	0	3
41	P/MILITARY	5	0	128	0	40	0	173	0	173
Total		11,767	12,942	7,698	15,927	20,909	6,715	40,374	35,584	75,958

Appendix

TOTAL NATIONAL DRIVER LICENSE PRODUCTION BY STATE Q3 2017

S/N	State	Jul.2017	Aug. 2017	Sept. 2017	TOTAL Q3 2017
	State	PRODUCTION	PRODUCTION	PRODUCTION	PRODUCTION
1	Abia	1,365	1,348	1,374	4,087
2	Adamawa	466	518	450	1,434
3	Akwa-Ibom	1,376	1,064	1,365	3,805
4	Anambra	2,483	2,299	2,141	6,923
5	Bauchi	370	305	304	979
6	Bayelsa	1,453	1,151	870	3,474
7	Benue	332	386	353	1,071
8	Borno	460	454	558	1,472
9	Cross-River	676	525	569	1,770
10	Delta	4,040	3,686	2,600	10,326
11	Ebonyi	582	434	579	1,595
12	Edo	2,288	2,339	2,256	6,883
13	Ekiti	756	764	571	2,091
14	Enugu	2,689	2,233	1,883	6,805
15	FCT	6,517	5,409	4,077	16,003
16	Gombe	500	654	797	1,951
17	Imo	2,361	2,029	1,345	5,735
18	Jigawa	191	118	158	467
19	Kaduna	2,787	2,261	2,393	7,441
20	Kano	1,641	1,487	1,584	4,712
21	Katsina	486	483	520	1,489
22	Kebbi	169	124	127	420
23	Kogi	326	69	503	898
24	Kwara	1,143	963	1,006	3,112
25	Lagos	20,765	22,551	11,121	54,437
26	Nasarawa	1,095	920	1,061	3,076
27	Niger	692	520	626	1,838
28	Ogun	3,790	3,288	2,817	9,895
29	Ondo	1,558	1,537	1,384	4,479
30	Osun	1,282	1,072	979	3,333
31	Oyo	5,020	4,049	2,551	11,620
32	Plateau	1,226	1,021	1,134	3,381
33	Rivers	5,012	3,398	2,601	11,011
34	Sokoto	358	246	218	822
35	Taraba	257	182	216	655
36	Yobe	225	187	247	659
37	Zamfara	149	202	65	416
	Total	76,886	70,276	53,403	200,565

Appendix

ROAD TRAFFIC CASHES ON STATE BASIS (3RD QUARTER 2017)

STATE	FATAL	SERIOUS	MINOR	TOTAL CASES	NUMBER INJURED	NUMBER KILLED	TOTAL CASUALTY	PEOPLE INVOLVED
ABIA	1	18	0	19	70	2	72	242
ADAMAWA	3	22	1	26	49	5	54	137
AKWA IBOM	6	9	4	19	32	8	40	95
ANAMBRA	13	34	20	67	104	16	120	406
BAUCHI	27	44	2	73	354	48	402	638
BAYELSA	3	8	2	13	28	4	32	77
BENUE	10	17	44	71	157	16	173	327
BORNO	3	4	0	7	40	4	44	60
CROSS RIVER	6	7	1	14	43	19	62	90
DELTA	14	8	9	31	113	30	143	236
EBONYI	22	30	16	68	126	30	156	435
EDO	12	21	4	37	149	46	195	541
EKITI	4	10	0	14	39	6	45	78
ENUGU	18	21	4	43	139	32	171	365
GOMBE	2	26	1	29	75	5	80	148
IMO	10	22	4	36	138	14	152	285
JIGAWA	10	31	0	41	138	28	166	255
KADUNA	58	99	9	166	661	108	769	1,336
KANO	18	30	0	48	193	56	249	368
KATSINA	10	44	0	54	236	17	253	380
KEBBI	7	23	4	34	73	10	83	128
KOGI	23	62	13	98	381	53	434	1,150
KWARA	15	32	3	50	167	35	202	380
LAGOS	12	50	30	92	151	18	169	642
NASSARAWA	16	30	65	111	291	30	321	532
NIGER	23	92	6	121	338	43	381	709
OGUN	34	56	12	102	375	62	437	881
ONDO	19	47	7	73	181	29	210	495
OSUN	26	29	2	57	333	56	389	614
OYO	27	45	5	77	264	68	332	681
PLATEAU	11	19	40	70	201	22	223	468
RIVERS	6	14	5	25	83	16	99	163
SOKOTO	4	11	1	16	95	9	104	120
TARABA	10	24	0	34	110	16	126	199
YOBE	8	10	0	18	126	17	143	158
ZAMFARA	11	13	0	24	153	36	189	227
FCT, ABUJA	38	173	37	248	597	56	653	1,357
TOTAL	540	1,235	351	2,126	6,803	1,070	7,873	15,403

Appendix

SEX DISTRIBUTION OF PERSONS INJURED IN RTC (3RD QUARTER 2017)

SEX	PERSONS INJURED	
	FREQUENCY	PERCENTAGE %
MALE ADULT	4895	72.0
FEMALE ADULT	1524	22.4
MALE CHILD	215	3.2
FEMALE CHILD	169	2.5
TOTAL	6803	100

SEX DISTRIBUTION OF PERSONS KILLED IN RTC (3RD QUARTER 2017)

PERSONS KILLED

FREQUENCY	PERCENTAGE %
769	71.9
212	19.8
46	4.3
43	4.0
1070	100

NUMBER OF VEHICLES INVOLVED IN ROAD TRAFFIC CRASHES (3RD QUARTER 2017)

VEHICLES INVOLVED	NUMBER
BICYCLE	8
MOTORCYCLE	663
TRICYCLE	110
CAR	1,124
SUV(JEEP)	115
VAN	4
MINIBUS	641
LUXURY BUS	13
PICK-UP	106
TRUCK	427
TANKER	83
TRAILER	141
OTHERS	14
TOTAL	3,449

Appendix

CATEGORY OF VEHICLE INVOLVED IN ROAD TRAFFIC CRASHES (3RD QUARTER 2017)		
VEHICLE CATEGORY	TOTAL	PERCENTAGE %
PRIVATE	1401	40.6
COMMERCIAL	2000	58.0
GOVERNMENT	48	1.4
DIPLOMAT	0	0.0
TOTAL	3449	100

CAUSATIVE FACTORS OF ROAD TRAFFIC CRASHES (3RD QUARTER 2017)

STATE	SPV	UPD	TBT	LOC	MDV	WOV	BFL	OVL	DOT	WOT	DGD	BRD	RTV	OBS	SOS	DOV	DAD	ROV	PWR	FTQ	SLV	OTHERS	TOTAL
ABIA	7	0	2	0	1	3	0	0	0	0	0	1	6	0	1	0	0	0	0	0	0	0	21
ADAMAWA	14	0	0	2	0	8	1	1	0	0	0	0	1	0	0	0	0	0	0	0	0	0	27
AKWA IBOM	12	0	0	1	0	1	1	0	0	0	4	0	1	0	0	0	0	0	0	0	1	0	21
ANAMBRA	32	0	5	7	0	8	5	1	1	0	13	1	2	4	1	0	1	0	4	1	1	0	87
BAUCHI	18	1	10	13	1	4	5	1	1	2	10	0	2	1	6	0	0	0	2	2	1	0	80
BAYELSA	7	0	1	0	0	0	4	0	1	0	0	0	0	0	0	0	0	0	0	0	0	0	13
BENUE	46	0	1	0	0	2	0	0	0	1	8	2	4	2	0	0	0	0	1	0	0	3	70
BORNO	4	0	0	1	0	2	0	0	0	0	1	0	0	0	0	0	0	0	0	0	0	0	8
CROSS RIVER	10	0	1	0	0	3	0	0	0	0	3	0	0	0	0	0	0	0	0	0	0	0	17
DELTA	17	0	4	8	0	1	4	0	0	0	0	0	1	0	0	0	0	0	0	0	1	1	37
EBONYI	13	0	9	14	4	1	4	0	1	2	8	0	5	9	0	0	5	0	0	0	0	0	75
EDO	19	1	3	2	0	2	9	3	1	1	3	0	0	0	0	0	0	0	0	0	0	0	44
EKITI	4	0	1	5	0	2	0	0	0	0	2	1	2	1	0	0	0	0	0	0	1	2	21
ENUGU	27	0	2	0	1	2	4	1	0	0	3	0	2	1	0	0	0	2	1	0	0	0	46
GOMBE	16	1	3	2	0	2	1	0	0	0	6	0	0	0	0	0	0	0	0	0	0	0	31
IMO	27	0	1	5	3	1	1	0	0	0	1	0	2	2	0	0	0	0	0	0	0	0	43
JIGAWA	17	0	2	9	0	0	0	1	0	0	4	0	1	10	0	0	0	0	0	0	1	0	45
KADUNA	107	0	20	40	12	0	3	2	0	0	23	5	9	4	0	0	0	0	1	1	1	0	228
KANO	32	0	4	11	2	7	3	0	0	1	1	0	1	1	0	0	0	0	0	0	0	0	63
KATSINA	22	2	2	2	0	0	0	0	5	3	7	0	13	0	0	0	0	0	0	0	1	0	57
KEBBI	18	0	2	3	1	5	0	2	0	2	1	0	2	1	1	0	0	0	0	0	0	1	39
KOGI	54	0	4	1	3	16	12	0	0	0	3	1	2	0	0	0	0	0	0	0	0	3	99
KWARA	29	0	5	9	1	5	4	1	0	1	2	1	1	3	0	0	0	0	0	0	0	0	62
LAGOS	53	0	2	1	6	1	7	0	1	1	5	1	7	0	0	0	2	0	0	0	5	0	92
NASSARAWA	42	0	2	0	0	4	4	0	8	0	17	2	11	3	3	0	2	0	0	2	2	6	108
NIGER	44	0	10	19	5	11	3	3	4	9	14	1	4	1	2	0	0	1	1	1	0	5	138
OGUN	66	0	12	2	4	3	9	0	0	0	1	4	1	3	0	0	0	0	0	0	2	0	107
ONDO	45	0	3	0	2	1	10	0	5	0	11	4	3	1	3	0	2	0	0	5	0	0	95
OSUN	31	0	9	0	3	2	2	1	6	0	3	1	7	2	1	0	0	0	0	4	0	0	72
OYO	32	0	3	1	10	6	3	2	6	0	20	0	2	0	0	0	1	0	0	2	0	0	88
PLATEAU	30	0	7	0	0	5	6	0	0	3	6	0	1	1	0	1	0	0	0	3	2	4	69
RIVERS	10	1	3	5	2	1	1	0	2	0	1	0	1	0	0	0	0	0	0	0	0	0	27
SOKOTO	6	0	0	3	0	0	2	0	3	0	2	0	0	0	5	0	0	0	0	0	0	0	21
TARABA	4	0	1	3	0	6	0	0	0	0	18	0	1	1	0	0	0	0	2	0	0	0	36
YOBE	7	0	7	5	0	1	0	0	1	0	1	0	0	0	0	0	0	0	0	0	0	0	22
ZAMFARA	14	0	1	8	0	1	0	0	0	1	1	0	2	0	0	0	0	0	0	0	0	1	29
FCT.ABUJA	167	0	21	76	5	5	6	1	1	0	33	0	10	4	0	0	2	0	0	6	0	3	340
TOTAL	1103	6	163	258	66	122	114	20	47	27	236	25	107	55	23	1	15	3	12	27	19	29	2478

Acknowledgements/Contacts

Acknowledgements

We acknowledge the contributions of our strategic partner Federal Road Safety Corps (FRSC) and our technical partner, Proshare in the design, concept and production of this publication.




proshare


Contact Us

 @nigerianstat

 NBSNigeria

 www.nigerianstat.gov.ng

 **Head Office Address**
Plot 762, Independence Avenue, Central
Business District, FCT, Abuja Nigeria.

 +234 803 386 5388

 feedback@nigerianstat.gov.ng