

# Automotive Gas Oil (Diesel) Price Watch

---

(OCTOBER 2017)

Report Date: November 2017

*Data Source: National Bureau of Statistics*



NATIONAL BUREAU OF STATISTICS

# Contents

<b>Executive Summary</b> .....	1
<b>Average Diesel Prices Across States</b> .....	2
<b>Average Diesel Prices Across Zones</b> .....	3
<b>12 Months Average Prices</b> .....	4
<b>Appendix - Tables</b> .....	5
<b>Methodology</b> .....	6
<b>Acknowledgment and Contact</b> .....	7

# Executive Summary

Average price paid by consumers for automotive gas oil (diesel) increased by 9.28% month-on-month and 7.85% year-on-year to N201.96 in October 2017 from N184.80 in September 2017.


States with the highest average price of diesel were Jigawa (N222.08) Zamfara (N218.75) and Adamawa (N217.50)

States with the lowest average price of diesel were Cross River (N190.29), Delta (N190.06) and Borno (N189.69).

# Automotive Gas Oil (Diesel) Price Watch - October 2017



## Average Diesel Prices Across States



### STATES WITH THE HIGHEST AVERAGE PRICES IN OCTOBER 2017



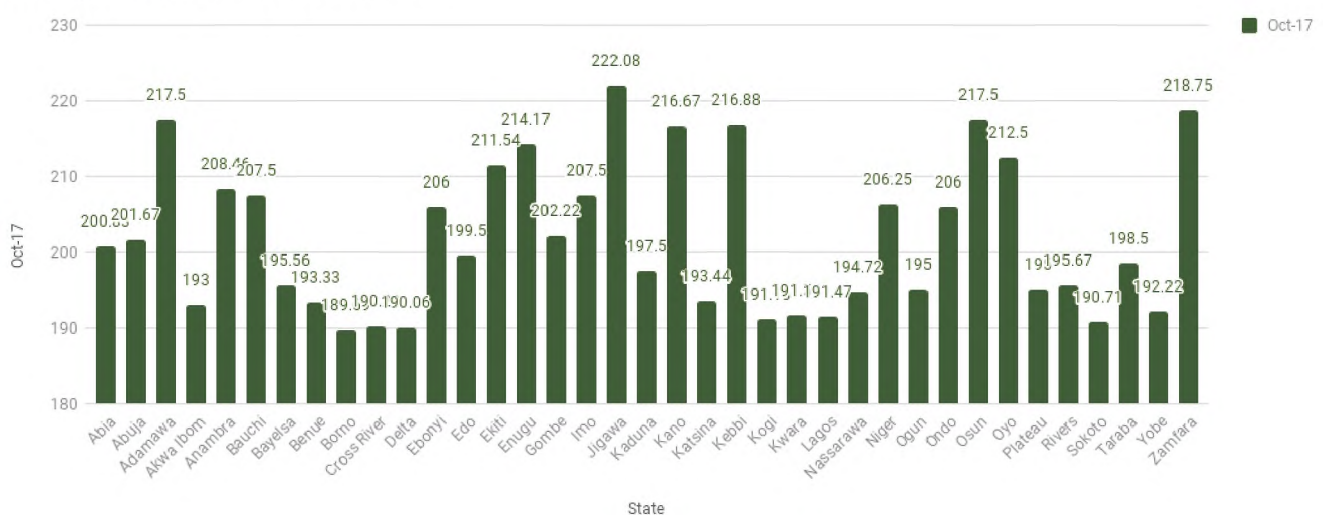
### STATES WITH THE LOWEST AVERAGE PRICES IN OCTOBER 2017



	Oct-17	YoY	MoM
JIGAWA	222.08	17.10	20.65
ZAMFARA	218.75	17.03	10.53
ADAMAWA	217.50	20.83	24.29

	Oct-17	YoY	MoM
CROSS RIVER	190.29	2.71	1.59
DELTA	190.06	1.24	3.20
BORNO	189.69	-1.20	-0.45

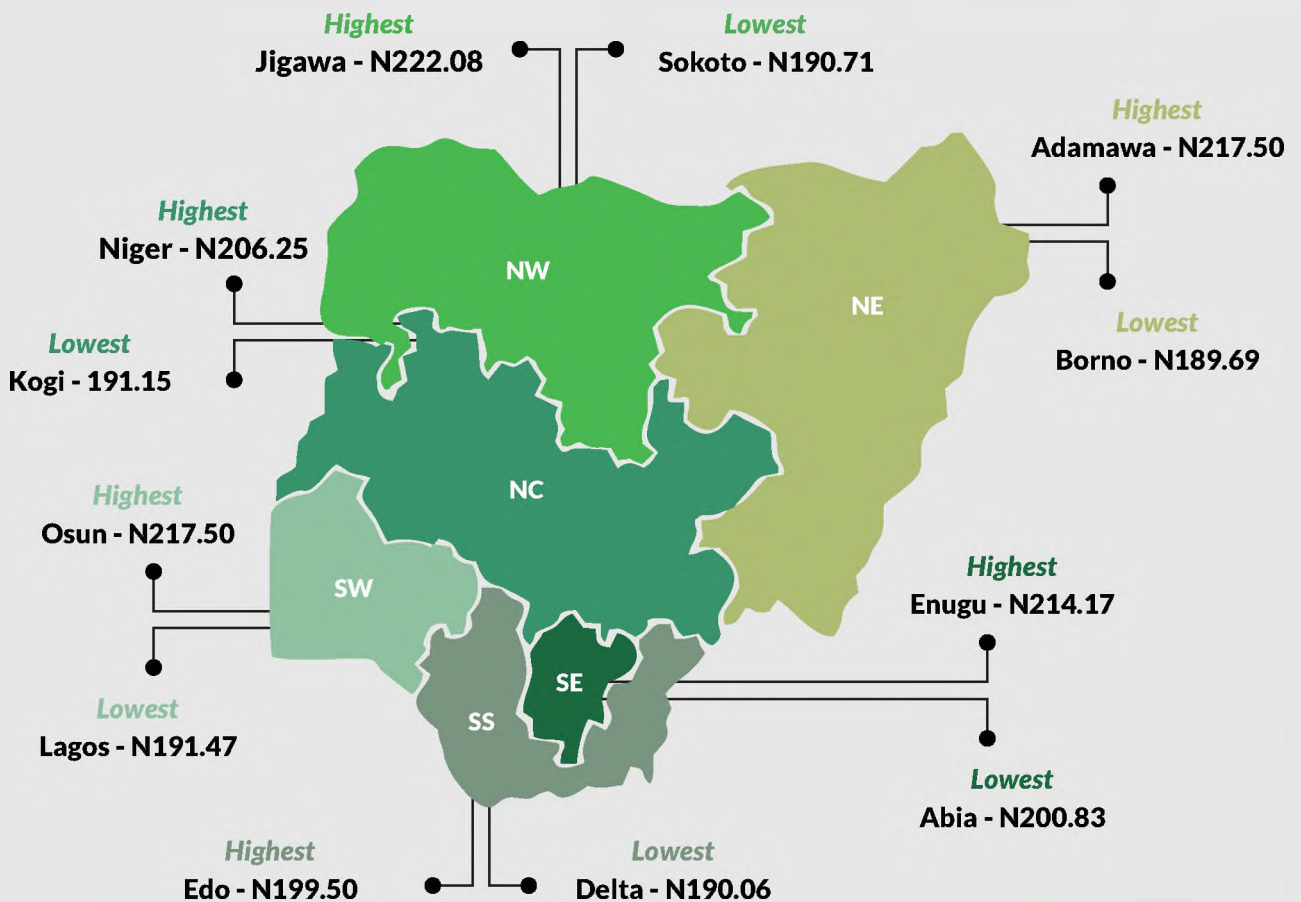

Average Diesel Prices Across States



# Automotive Gas Oil (Diesel) Price Watch - October 2017



## Average Diesel Prices Across Zones





# Automotive Gas Oil (Diesel) Price Watch - October 2017



## 12 Months Average Prices

November 16	
Average	<b>195.67</b>
YoY	<b>19.92</b>
MoM	<b>4.49</b>

December 16	
Average	<b>196.25</b>
YoY	<b>19.48</b>
MoM	<b>0.30</b>

January 17	
Average	<b>240.52</b>
YoY	<b>50.06</b>
MoM	<b>22.56</b>

February 17	
Average	<b>249.38</b>
YoY	<b>68.74</b>
MoM	<b>3.68</b>

October 16	
Average	<b>187.25</b>
YoY	<b>23.05</b>
MoM	<b>-2.82</b>



March 17	
Average	<b>234.55</b>
YoY	<b>60.44</b>
MoM	<b>-5.94</b>

September 17	
Average	<b>184.80</b>
YoY	<b>-4.10</b>
MoM	<b>-5.83</b>

October 17	
Average	<b>201.96</b>
YoY	<b>7.85</b>
MoM	<b>9.28</b>

April 17	
Average	<b>229.25</b>
YoY	<b>50.67</b>
MoM	<b>-2.26</b>

August 17	
Average	<b>196.23</b>
YoY	<b>-0.15</b>
MoM	<b>-0.70</b>

July 17	
Average	<b>197.62</b>
YoY	<b>-4.32</b>
MoM	<b>-6.08</b>

June 17	
Average	<b>210.42</b>
YoY	<b>14.73</b>
MoM	<b>-2.72</b>

May 17	
Average	<b>216.30</b>
YoY	<b>45.35</b>
MoM	<b>-5.65</b>

**AVERAGE DIESEL (AUTOMATIVE GAS OIL) PRICES/ Litre NGN**

STATE	Jul-16	Aug-16	Sep-16	Oct-16	Nov-16	Dec-16	Jan-17	Feb-17	Mar-17	Apr-17	May-17	Jun-17	Jul-17	Aug-17	Sep-17	Oct-17	Nov-17	Dec-17	Jan-18	Feb-18	Mar-18	Apr-18	May-18	Jun-18	Jul-18	Aug-18	Sep-18	Oct-18	Month on Month % (Oct 2016-Oct 2017)	Month on Month % Sept 2017-Oct 2017
Abia	152.59	146.76	141.25	144.41	141.88	179.47	201.25	190.36	195.23	190.36	192.79	202.14	237.50	248.08	225.00	241.25	216.15	202.69	185.36	175.83	184.44	200.83	5.50	8.88						
Abuja	158.00	145.00	160.00	155.00	142.22	178.75	204.00	194.00	189.50	180.00	182.50	180.00	270.00	252.00	255.00	248.00	208.00	221.25	185.12	184.23	183.00	201.67	12.04	10.20						
Adamawa	147.00	145.00	147.18	132.50	145.00	180.00	205.00	190.00	193.75	180.00	193.50	185.00	230.50	280.00	250.00	252.50	236.67	227.50	230.00	190.00	175.00	217.50	20.83	24.29						
Akwa Ibom	156.25	140.00	141.00	141.67	145.00	181.43	202.50	192.00	200.00	188.57	197.50	199.55	247.50	260.00	216.25	231.43	208.33	207.73	189.55	180.45	180.00	193.00	2.35	7.22						
Anambra	146.92	133.33	126.00	130.67	130.67	177.67	200.00	192.50	185.00	183.67	190.15	191.79	235.45	249.55	237.27	225.45	200.56	184.17	185.00	199.67	178.00	208.46	13.50	17.11						
Bauchi	178.00	152.50	145.00	157.00	135.00	185.71	205.00	192.14	198.33	181.67	187.00	185.83	232.50	226.00	253.00	228.33	211.67	212.50	187.83	195.00	188.57	207.50	14.22	10.04						
Bayelsa	180.00	160.00	188.57	174.29	150.00	192.50	200.63	192.88	186.67	189.55	202.86	203.75	270.00	250.00	205.56	208.57	210.83	202.73	188.50	184.09	192.50	195.56	3.17	1.59						
Benue	160.00	152.00	135.00	167.00	150.00	166.67	202.86	210.00	210.00	189.17	202.14	190.00	254.17	255.71	246.00	245.35	231.43	213.33	213.00	213.33	186.25	193.33	2.20	3.80						
Borno	167.00	168.25	155.00	165.00	165.00	221.67	225.00	195.00	201.25	192.00	206.25	197.50	230.91	271.00	224.00	224.00	206.25	213.33	218.00	214.50	190.56	189.69	-1.20	-0.45						
Cross River	169.17	160.00	153.57	202.86	188.13	181.11	202.86	198.64	187.78	185.26	188.64	209.09	256.36	250.00	227.08	232.35	222.69	214.00	203.33	205.44	187.31	190.29	2.71	1.59						
Delta	142.50	148.67	135.83	137.00	138.75	180.00	203.75	197.31	183.18	187.73	182.92	198.08	256.77	253.75	241.36	225.50	200.83	191.25	180.00	212.33	184.17	190.06	1.24	3.20						
Ebonyi	160.71	147.86	148.57	152.83	145.00	180.00	202.86	192.43	185.00	190.00	193.33	197.86	240.77	272.50	217.50	220.00	202.50	200.00	180.71	174.29	185.00	206.00	8.42	11.35						
Edo	154.44	143.21	135.50	142.50	140.00	179.62	200.00	200.45	193.08	188.23	194.17	206.18	237.78	261.25	248.85	212.73	202.00	195.36	184.69	194.72	183.93	199.50	5.99	8.47						
Ekiti	155.42	155.00	151.47	151.20	145.83	175.00	204.41	198.33	197.37	193.30	196.11	195.94	242.56	244.71	241.92	238.33	208.13	216.33	199.74	194.64	192.33	211.54	9.44	9.99						
Enugu	150.35	140.14	136.30	139.00	136.11	185.00	201.39	199.29	193.21	190.94	196.07	198.44	230.78	250.28	232.81	221.67	209.44	198.82	180.38	178.33	185.00	214.17	12.17	15.77						
Gombe	155.19	120.00	142.78	146.27	141.68	180.00	205.00	198.50	180.00	185.00	200.00	180.00	233.33	256.67	217.50	200.00	200.00	200.00	205.00	202.50	202.22	199.50	9.31	-0.14						
Imo	151.43	146.88	141.79	148.17	137.94	175.24	200.50	202.14	196.82	192.73	195.43	197.40	246.11	259.17	241.11	225.28	210.53	212.50	192.04	225.87	190.21	207.50	7.67	9.09						
Jigawa	162.50	142.69	146.43	160.83	144.62	186.36	201.67	198.00	196.07	189.64	191.25	197.69	238.50	243.00	226.21	226.82	206.00	205.91	191.73	185.67	184.06	222.08	17.10	20.65						
Kaduna	163.64	151.88	143.13	162.50	156.67	178.57	203.18	192.92	198.08	192.17	194.58	190.00	236.88	228.50	214.09	215.00	208.75	203.50	195.83	192.27	188.50	197.50	2.78	4.77						
Kano	153.60	144.56	149.50	147.89	155.14	186.67	202.50	202.50	198.33	191.00	200.50	207.50	231.25	255.00	247.50	233.13	224.00	218.00	220.89	200.38	189.22	216.67	13.44	14.51						
Katsina	145.50	143.13	135.00	150.50	140.00	194.00	211.11	195.22	184.88	191.50	195.50	202.22	252.19	237.00	236.25	230.42	226.00	211.18	207.22	187.22	178.33	193.44	1.01	8.47						
Kebbi	200.77	155.50	212.78	192.27	187.78	200.00	229.09	194.55	199.38	192.00	208.64	210.42	235.83	240.71	230.00	223.50	219.17	224.09	220.00	216.00	179.00	216.88	12.96	21.16						
Kogi	166.33	152.14	152.00	135.00	152.50	180.00	201.25	190.00	196.67	181.82	186.25	186.00	235.38	250.00	260.00	249.00	229.50	217.50	210.83	204.44	175.00	191.15	5.13	9.23						
Kwara	160.33	142.67	153.57	135.00	146.00	185.21	223.33	202.00	198.89	193.34	187.86	191.67	238.33	253.33	263.57	220.00	219.38	235.56	202.00	203.33	170.00	191.54	-0.93	12.67						
Lagos	149.38	155.25	143.44	147.37	143.25	175.56	202.14	194.47	188.11	187.00	195.59	196.58	230.00	252.19	242.62	236.94	230.00	205.95	187.19	179.82	185.29	191.47	2.39	3.33						
Nassarawa	162.50	161.50	161.11	152.78	167.69	183.64	205.00	208.89	196.57	183.00	195.00	196.43	237.78	251.25	250.50	246.91	227.08	221.82	185.00	176.25	180.00	194.72	6.40	8.18						
Niger	187.00	164.17	151.00	169.00	179.38	188.33	205.00	197.14	198.00	183.89	188.00	190.00	233.33	248.57	226.43	237.50	236.43	230.00	220.00	224.23	181.43	206.25	12.16	13.68						
Ogun	146.79	140.38	135.00	129.62	132.50	172.86	207.15	198.46	183.46	186.69	199.87	204.09	238.33	245.38	238.00	220.38	210.50	220.45	180.08	177.73	184.00	195.00	4.45	5.98						
Ondo	156.00	145.56	138.57	142.37	150.33	177.50	206.25	191.58	185.67	181.13	201.50	206.67	233.00	248.33	254.38	251.25	228.46	212.81	183.33	182.86	180.00	206.00	13.73	14.44						
Osun	150.00	141.18	132.69	126.00	129.17	181.00	206.00	203.53	192.00	191.35	197.94	203.57	255.00	220.00	242.53	218.00	206.43	192.50	185.77	170.36	183.46	217.50	13.67	18.55						
Oyo	148.44	139.83	134.50	130.67	140.00	181.05	207.50	197.89	194.44	188.06	197.39	203.53	230.00	226.67	242.19	230.76	207.14	202.11	168.67	178.20	187.94	212.50	12.99	13.07						
Plateau	152.50	138.00	134.00	175.80	150.00	181.88	201.25	197.71	203.33	178.13	190.00	182.50	239.00	245.00	209.17	228.75	223.13	202.50	206.11	206.50	176.67	195.00	9.47	10.38						
Rivers	155.14	160.00	153.33	161.67	160.00	191.11	200.00	194.40	186.67	183.81	220.00	210.00	241.71	250.00	212.14	210.00	210.71	211.15	213.06	193.21	190.00	195.67	6.45	2.98						
Sokoto	223.13	132.50	146.00	150.00	143.33	180.00	203.00	188.67	180.56	187.14	195.00	187.50	239.17	248.33	248.33	250.00	255.71	227.14	222.86	227.86	180.00	190.71	1.91	5.95						
Taraba	175.00	160.00	138.33	165.00	145.00	200.00	249.00	191.20	188.33	180.00	188.00	185.00	230.00	255.18	216.67	234.29	218.57	221.67	228.57	221.43	198.00	198.50	10.28	0.25						
Yobe	133.33	140.00	110.00	155.00	155.00	183.33	205.00	189.60	175.00	191.67	200.00	180.00	236.88	250.00	220.00	210.00	200.00	203.89	190.34	188.93	180.00	192.22	0.29	6.79						
Zamfara	153.75	152.50	154.00	153.08	149.38	179.33	206.54	206.82	209.09	186.92	205.63	211.43	233.75	237.86	217.69	228.75	230.00	204.29	189.36	216.25	197.91	218.75	17.03	10.53						
<b>STATES'</b>	<b>160.29</b>	<b>147.78</b>	<b>146.19</b>	<b>152.15</b>	<b>148.81</b>	<b>183.41</b>	<b>206.57</b>	<b>196.53</b>	<b>192.69</b>	<b>187.25</b>	<b>195.67</b>	<b>196.25</b>	<b>240.52</b>	<b>249.38</b>	<b>234.55</b>	<b>229.25</b>	<b>216.30</b>	<b>210.42</b>	<b>197.62</b>	<b>196.23</b>	<b>184.80</b>	<b>201.96</b>	<b>7.85</b>	<b>9.28</b>						
Month-on-Month	-2.42	-7.80	-1.08	-4.08	-2.20	23.25	12.62	-4.86	-1.95	-2.82	4.49	0.30	22.56	3.68	-5.94	-2.26	-5.65	-2.72	-6.08	-0.70	-5.83	9.28								
Year-on-Year	20.72	41.89	29.69	25.87	23.05	19.92	19.48	50.06	68.74	60.44	50.67	45.35	14.73	-4.33	-0.15	-4.10	7.85													

**STATES WITH THE HIGHEST AVERAGE PRICES**

JIGAWA	222.08
ZAMFARA	218.75
ADAMAWA & OSUN	217.50

**STATES WITH THE LOWEST AVERAGE PRICES**

CROSS RIVERS	190.29
DELTA	190.06
BORNO	189.69

# Methodology

Field work is done solely by over 700 NBS Staff in all States of the federation supported by supervisors who are monitored by internal and external observers.

Fuel Prices are collected across all the 774 local governments across all States and the FCT from over 10,000 respondents and locations and reflect actual prices households state they actually bought those fuels together with the prices reportedly sold by the fuel suppliers.

The average of all these prices is then reported for each state and the average for the country is the average for the state.

NBS audit team subsequently conducts randomly selected verification of prices recorded.



# Acknowledgements/Contacts

## Acknowledgements

We acknowledge our technical partners, Proshare in the design, concept and production of this publication.





## Contact Us

 @nigerianstat

 NBSNigeria

 [www.nigerianstat.gov.ng](http://www.nigerianstat.gov.ng)

 **Head Office Address**  
Plot 762, Independence Avenue, Central  
Business District, FCT, Abuja Nigeria.

 +234 803 386 5388

 [feedback@nigerianstat.gov.ng](mailto:feedback@nigerianstat.gov.ng)