

# Premium Motor Spirit (Petrol) Price Watch

---

(OCTOBER 2017)

**Report Date: November 2017**

*Data Source: National Bureau of Statistics (NBS)*



**NATIONAL BUREAU OF STATISTICS**

# Contents

<b>Executive Summary</b> .....	<b>1</b>
<b>Average PMS Prices Across States</b> .....	<b>2</b>
<b>Average PMS Prices Across Zones</b> .....	<b>3</b>
<b>12 Months Average Prices</b> .....	<b>4</b>
<b>Appendix - Tables</b> .....	<b>5</b>
<b>Methodology</b> .....	<b>6</b>
<b>Acknowledgment and Contact</b> .....	<b>7</b>

# Executive Summary

Average price paid by consumers for premium motor spirit (petrol) increased by 0.1% year-on-year and 1.0% month-on-month to N146 in October 2017 from N144.5 in September 2017.


States with the highest average price of premium motor spirit (petrol) were Yobe (N152.50), Benue (N150.83) & Ebonyi (N148.57).

States with the lowest average price of premium motor spirit (petrol) were Ekiti & Katsina (N143.73), Jigawa (N143.80) & Abuja FCT (N144).

# Premium Motor Spirit (Petrol) Price Watch - October 2017



## Average PMS Prices Across States



### STATES WITH THE HIGHEST AVERAGE PRICES IN SEPTEMBER 2017

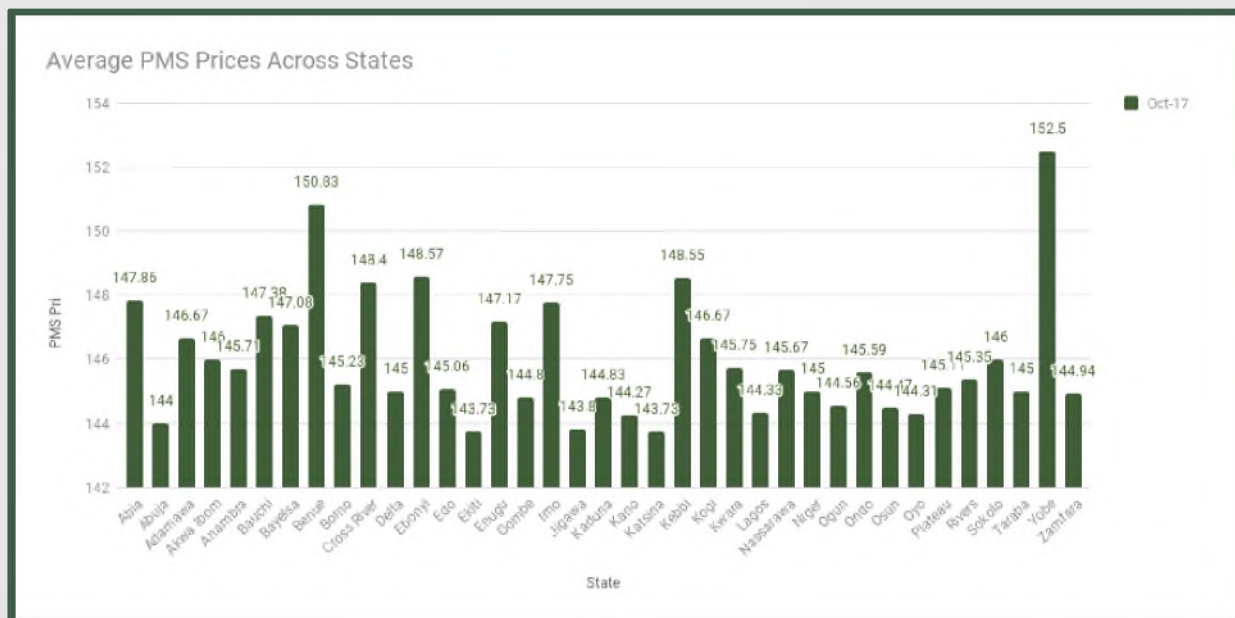


	Oct-17	YoY	MoM
YOBE	152.50	1.7	1.9
BENUE	150.83	3.4	5.0
EBONYI	148.57	1.1	2.1

### STATES WITH THE LOWEST AVERAGE PRICES IN SEPTEMBER 2017



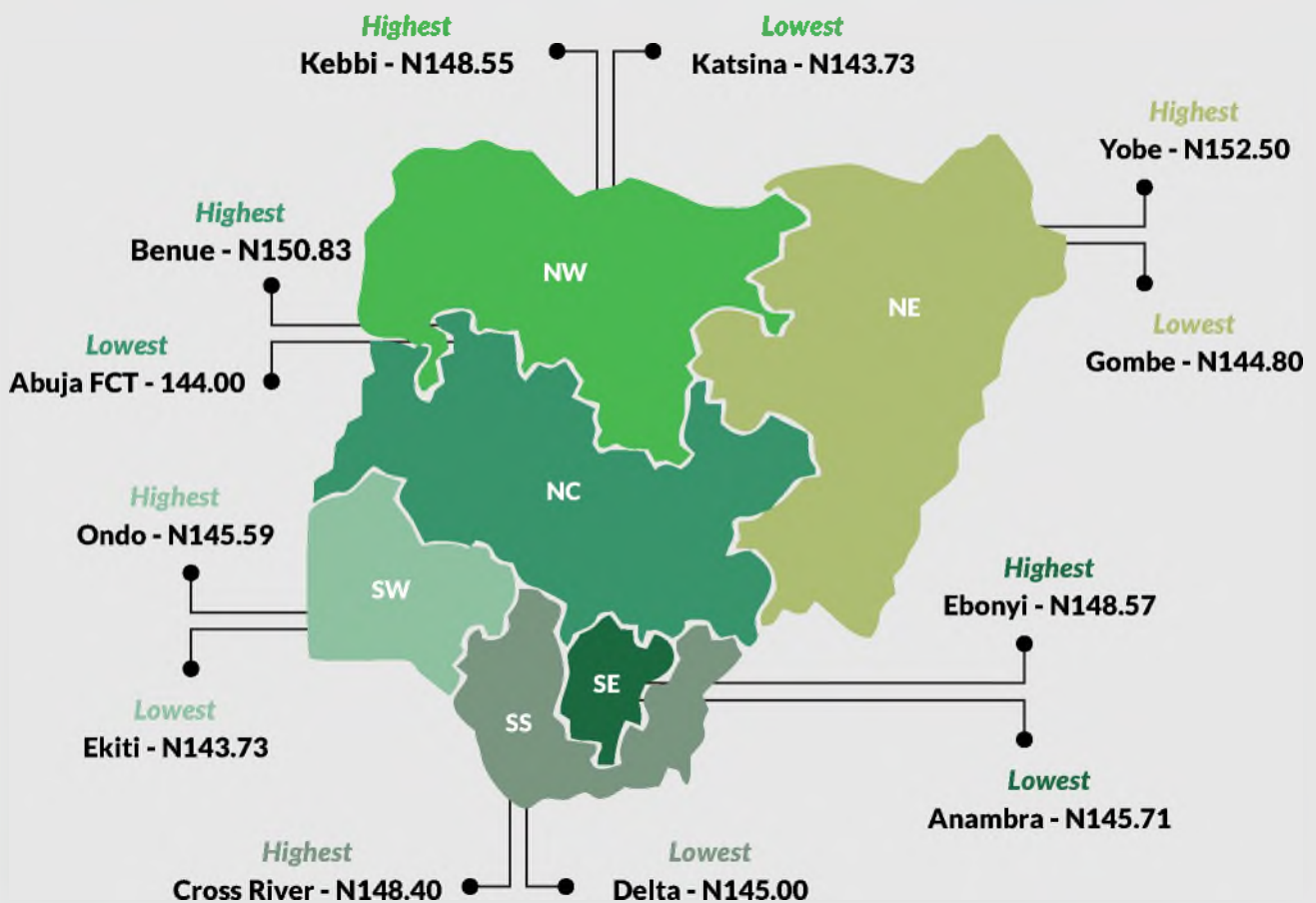

	Oct-17	YoY	MoM
JIGAWA	143.80	-1.8	-0.9
EKITI & KATSINA	143.73	-0.9	0.5
ABUJA	144	-1.6	1.4



# Premium Motor Spirit (Petrol) Price Watch - October 2017



## Average PMS Prices Across Zones



# Premium Motor Spirit (Petrol) Price Watch - October 2017



## 12 Months Average Prices

November 16	
Average	<b>146.7</b>
YoY	<b>27.2</b>
MoM	<b>0.5</b>

December 16	
Average	<b>146.7</b>
YoY	<b>22.7</b>
MoM	<b>0.01</b>

January 17	
Average	<b>148.7</b>
YoY	<b>35.7</b>
MoM	<b>1.35</b>

February 17	
Average	<b>149.8</b>
YoY	<b>50.1</b>
MoM	<b>0.7</b>

October 16	
Average	<b>145.9</b>
YoY	<b>56.1</b>
MoM	<b>-0.3</b>



March 17	
Average	<b>149.4</b>
YoY	<b>10.1</b>
MoM	<b>-0.3</b>

September 17	
Average	<b>144.5</b>
YoY	<b>-1.2</b>
MoM	<b>0.1</b>

October 17	
Average	<b>146.0</b>
YoY	<b>0.1</b>
MoM	<b>1.0</b>

April 17	
Average	<b>149.9</b>
YoY	<b>-7.9</b>
MoM	<b>0.3</b>

August 17	
Average	<b>144.4</b>
YoY	<b>-1.9</b>
MoM	<b>-2.5</b>

July 17	
Average	<b>148.2</b>
YoY	<b>0.3</b>
MoM	<b>-1.4</b>

June 17	
Average	<b>150.3</b>
YoY	<b>1.2</b>
MoM	<b>-0.3</b>

May 17	
Average	<b>150.7</b>
YoY	<b>0.3</b>
MoM	<b>0.5</b>

## AVERAGE PETROL/ PREMIUM MOTOR SPIRIT

PRICES PER LITRE NGN																							Year on Year %	Month on Month %
State	Jan-16	Feb-16	Mar-16	Apr-16	May-16	Jun-16	Jul-16	Aug-16	Sep-16	Oct-16	Nov-16	Dec-16	Jan-17	Feb-17	Mar-17	Apr-17	May-17	Jun-17	Jul-17	Aug-17	Sep-17	Oct-17	(Oct 2016-Oct 2017)	Sept 2017-Oct 2017
Abia	129.3	112.2	148.1	191.7	149.3	147.9	152.3	147.2	147.1	148.3	146.8	147.1	148.6	147.5	150.4	148.5	151.9	149.7	147.0	144.7	144.5	147.86	-0.3	2.3
Abuja	99.6	92.7	104.9	107	145	145	145	145	143.3	146.3	144.6	145	144.2	145.0	145.0	145.0	145.0	145.0	145.0	143.5	142.0	144.00	-1.6	1.4
Adamawa	93.5	111.7	133.5	138.5	145	156.7	145	145	145	145	146.3	145	145	145.0	153.3	156.7	160.0	162.5	160.0	144.0	143.0	146.67	1.1	2.6
Akwa Ibom	120	102.5	148	180	146.3	145.7	157.8	146	142.5	146.3	145.9	143.8	145.9	150.0	149.3	147.5	149.4	149.6	145.0	144.6	143.3	146.00	-0.2	1.9
Anambra	119.8	100.4	136.5	193.9	147.1	145.5	147.3	149.6	144.5	145.9	145.2	147.9	145.7	147.3	148.0	147.7	147.9	148.3	147.1	144.6	144.1	145.71	-0.1	1.1
Bauchi	117.3	94.2	156.7	128.6	151.3	145	145.1	146.4	146.7	145	148.9	147.2	149.2	148.9	147.8	150.5	147.5	152.5	145.4	145.0	144.6	147.38	1.6	1.9
Bayelsa	96.1	120.1	146	186.3	161.7	152.2	165.7	164.3	147.2	147.3	146	151.5	153.3	155.0	161.3	159.1	153.5	160.4	145.0	144.8	147.1	147.08	-0.1	0.0
Benue	121.7	104.8	131.7	134.5	162.3	146	148.3	145	146.4	145.9	148.7	145	145.5	157.5	152.5	155.0	158.2	151.3	159.1	143.5	143.6	150.83	3.4	5.0
Borno	96.4	87.9	87	179.3	152.1	173	144.3	143.8	148.5	147.2	144	145	164.1	157.1	151.0	160.5	160.0	152.9	160.5	144.5	144.4	145.23	-1.3	0.6
Cross River	115.2	116.7	160.4	167.8	157.5	151.7	152.2	144.6	154.6	146.4	150.4	148.8	145	150.9	148.1	147.8	149.6	148.4	145.0	143.4	144.0	148.40	1.4	3.1
Delta	98.5	87.5	132.1	178.1	147.9	145.6	144.8	144.9	143.7	144.6	145.9	144.8	145.4	144.8	145.0	145.9	145.0	145.8	145.0	144.7	144.6	145.00	0.3	0.3
Ebonyi	132.1	104.5	155	166.4	165	151.7	147.1	147.9	147.6	147	147.2	148.6	156.5	156.7	152.1	157.5	152.5	156.4	147.9	144.3	145.5	148.57	1.1	2.1
Edo	100.3	86.5	129.7	194.3	146.3	145	145	145	145	145	145	145.5	147	148.1	149.6	150.3	145.3	145.0	145.0	144.8	144.9	145.06	0.0	0.1
Ekiti	106.1	96.6	127.5	202.8	156.4	145.3	145.2	144.7	144.6	145	144.9	144.9	144.6	145.0	145.0	145.0	145.0	145.0	145.0	144.7	143.1	143.73	-0.9	0.5
Enugu	128.3	101.4	144.6	178.1	149.4	150.4	145.5	150	148.7	145.8	147.1	150	148.3	150.2	154.5	152.9	152.0	154.5	149.0	145.0	145.8	147.17	0.9	0.9
Gombe	99.9	97.4	151.7	182.2	149.4	149.4	145	148.3	145.6	144.7	145	145	145	145.0	145.0	152.7	172.5	167.5	152.7	144.0	145.0	144.80	0.1	-0.1
Imo	131	102.2	144	203.5	147.2	146.1	145.9	145.9	146.1	145.9	145.9	145.7	144.6	149.1	149.5	148.9	148.8	147.6	147.4	143.4	145.1	147.75	1.3	1.8
Jigawa	104.7	98.8	143.1	170.6	145.3	145.4	145	144.7	144.5	146.5	144.3	144.5	151	147.9	148.3	145.6	147.3	145.8	145.7	143.9	145.2	143.80	-1.8	-0.9
Kaduna	95.7	90.6	139.8	146.3	144.6	145.6	142	152.3	151.8	145.9	147.6	145	148.3	145.6	153.0	145.0	148.7	148.8	145.0	144.8	145.5	144.83	-0.7	-0.5
Kano	99.1	90.4	124.3	165.1	145	145	144.6	145	145	146	145.6	148.5	145.8	145.0	145.0	147.9	145.4	145.3	145.0	144.2	144.6	144.27	-1.2	-0.3
Katsina	95.5	88	155.6	129.4	148.4	144.9	144.8	144.5	144.7	144.8	143.8	145.5	147.8	145.6	145.9	145.8	145.0	150.3	145.0	144.4	144.1	143.73	-0.7	-0.2
Kebbi	117.1	111.8	139.8	165.2	147.3	151	152.8	153.2	148	146.6	149.3	151.5	146.9	154.4	153.8	160.5	157.9	157.1	145.0	145.0	145.6	148.55	1.3	2.0
Kogi	127.1	111.3	148.5	182	148.5	148.9	146	155	150.4	147.3	146.5	150	144.7	152.0	154.0	146.5	148.9	148.9	146.7	144.6	144.6	146.67	-0.4	1.4
Kwara	112.6	98.8	134.3	189.6	156.7	151.9	148.8	145	146.5	145	149.1	151.6	145.2	145.7	145.0	148.8	153.0	145.5	145.9	145.0	144.1	145.75	0.5	1.1
Lagos	91.1	87	90.1	92.6	144.8	145	145	145	144.3	144.9	144.3	144.3	152.1	144.9	147.5	147.9	145.0	145.7	145.3	143.3	143.2	144.33	-0.4	0.8
Nassarawa	120.5	99.1	166.7	172	160.6	151.7	155.4	154.4	147	148.5	148.6	150	145.1	147.0	145.9	149.7	148.1	146.1	149.4	143.0	145.0	145.67	-1.9	0.5
Niger	112.3	94	121.6	150.9	145	145	145.6	146.8	146.3	145.9	146.4	146.7	147	145.5	149.4	147.0	145.6	148.7	148.4	144.3	144.3	145.00	-0.6	0.5
Ogun	92.5	86.5	115	163.5	145.9	145	145.3	145	144.3	145	145	145.9	152	145.0	144.9	145.0	145.0	145.0	145.0	143.5	142.9	144.56	-0.3	1.1
Ondo	120.1	102.8	124.5	185.5	146.2	145.6	144.9	144.9	144.5	144.9	144.9	145	155	145.2	146.3	145.2	145.3	145.3	145.0	143.3	142.9	145.59	0.5	1.9
Osun	100.5	89.7	109.8	193.9	145.3	145	143.7	144.6	143.4	144.3	144.6	144.4	156.1	144.7	145.0	145.0	145.0	145.0	145.0	145.0	142.8	144.47	0.1	1.2
Oyo	91.5	87.2	111.2	113.7	145.2	144.9	144.1	144.5	144.7	145.3	144.4	143.9	161	145.1	145.7	145.3	145.3	145.5	146.1	143.2	143.3	144.31	-0.7	0.7
Plateau	147.5	93.1	123.5	133.4	145	148.8	145	144.4	146.4	144.5	145	145	146.1	147.9	149.6	146.5	145.6	148.5	145.8	146.4	145.3	145.11	0.4	-0.1
Rivers	102.5	106.7	133.7	174.3	150	148.5	151.5	147.7	147.3	146.9	147	145.1	145	151.1	151.3	149.6	157.4	145.6	146.0	145.8	145.6	145.35	-1.1	-0.1
Sokoto	110.5	111.8	160	168.3	147.1	145	145	151.9	145	145	145	146.4	155	162.1	152.9	150.0	157.9	150.7	145.0	145.3	143.6	146.00	0.7	1.7
Taraba	120.7	111.7	153.3	117.1	161.1	160	162.8	143.3	146.5	145.7	150.8	150	146.9	161.7	148.0	158.6	162.0	156.3	157.7	145.0	146.1	145.00	-0.5	-0.8
Yobe	96.8	122.9	145.5	183.8	164.2	152.3	145	148.3	151.7	150	162	148.8	147	177.0	161.7	158.3	156.4	168.0	170.0	145.3	149.7	152.50	1.7	1.9
Zamfara	91.6	90	143.2	114.5	145	144.5	145	144.7	145.3	145.5	145.5	145.3	145.7	146.4	147.0	145.3	146.8	146.3	145.9	145.4	144.2	144.94	-0.4	0.5
<b>AVERAGE</b>	<b>109.6</b>	<b>99.8</b>	<b>135.7</b>	<b>162.8</b>	<b>150.3</b>	<b>148.5</b>	<b>147.7</b>	<b>147.3</b>	<b>146.3</b>	<b>145.9</b>	<b>146.7</b>	<b>146.7</b>	<b>148.7</b>	<b>149.8</b>	<b>149.4</b>	<b>149.9</b>	<b>150.7</b>	<b>150.3</b>	<b>148.2</b>	<b>144.4</b>	<b>144.5</b>	<b>146.0</b>	<b>0.1</b>	<b>1.0</b>
Year on Year	5.7	7.3	30.7	56.4	27	32.5	37.6	40.9	53.8	56.1	27.2	22.7	35.7	50.1	10.1	-7.9	0.3	1.2	0.3	-1.9	-1.2	0.1		
Month on Month	-8.4	-9	36	20	-7.7	-1.2	-0.6	-0.3	-0.6	-0.3	0.5	0.01	1.35	0.7	-0.3	0.3	0.5	-0.3	-1.4	-2.5	0.1	1.0		

### STATES WITH THE HIGHEST AVERAGE PRICES

Yobe	152.50
Benue	150.83
Ebonyi	148.57

### STATES WITH THE LOWEST AVERAGE PRICES

Ekiti	143.73
Katsina	143.73
Jigawa	143.80

# Methodology

Field work is done solely by over 700 NBS Staff in all States of the federation supported by supervisors who are monitored by internal and external observers.

Fuel Prices are collected across all the 774 local governments across all States and the FCT from over 10,000 respondents and locations and reflect actual prices households state they actually bought those fuels together with the prices reportedly sold by the fuel suppliers.

The average of all these prices is then reported for each state and the average for the country is the average for the state.

NBS audit team subsequently conducts randomly selected verification of prices recorded.



# Acknowledgements/Contacts

## Acknowledgements

We acknowledge our technical partners, Proshare in the design, concept and production of this publication.





## Contact Us

 @nigerianstat

 NBSNigeria

 [www.nigerianstat.gov.ng](http://www.nigerianstat.gov.ng)

 **Head Office Address**  
Plot 762, Independence Avenue, Central  
Business District, FCT, Abuja Nigeria.

 +234 803 386 5388

 [feedback@nigerianstat.gov.ng](mailto:feedback@nigerianstat.gov.ng)