

Premium Motor Spirit (Petrol) Price Watch

(SEPTEMBER 2017)

Report Date: October 2017

Data Source: National Bureau of Statistics (NBS)



NATIONAL BUREAU OF STATISTICS

Contents

Executive Summary.....	1
Average Petrol Prices Across States.....	2
Average Petrol Prices Across Zones – North Central.....	3
Average Petrol Prices Across Zones – North East.....	4
Average Petrol Prices Across Zones – North West.....	5
Average Petrol Prices Across Zones – South East	6
Average Petrol Prices Across Zones – South South	7
Average Petrol Prices Across Zones –South West.....	8
12 Months Average Prices	9
Appendix - Tables	10
Methodology	11
Acknowledgment and Contact	12

Executive Summary

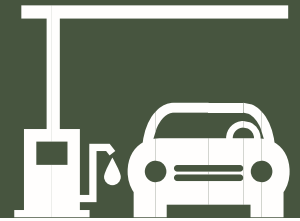
Average price paid by consumers for premium motor spirit (petrol) decreased by 1.2% year-on-year and increased by 0.1% month-on-month to N144.5 in September 2017 from N144.4 in August 2017.

States with the highest average price of premium motor spirit (petrol) were Yobe (N149.7), Bayelsa (N147.1) & Taraba (N146.1).

States with the lowest average price of premium motor spirit (petrol) were Abuja (N142), Osun (N142.8) & Ondo (N142.9).

Premium Motor Spirit (Petrol) Price Watch – September 2017

Average PMS Prices Across States



Average

N144.5

State	Sep-17	YoY %	MoM %
Abia	144.5	-1.8	-0.1
Abuja	142	-0.9	-1
Adamawa	143	-1.4	-0.7
Akwa Ibom	143.3	0.5	-0.9
Anambra	144.1	-0.3	-0.4
Bauchi	144.6	-1.4	-0.3
Bayelsa	147.1	-0.1	1.6
Benue	143.6	-1.9	0.1
Borno	144.4	-2.8	-0.1
Cross River	144	-6.9	0.4
Delta	144.6	0.6	0
Ebonyi	145.5	-1.4	0.8
Edo	144.9	-0.1	0
Ekiti	143.1	-1.1	-1.1
Enugu	145.8	-1.9	0.6
Gombe	145	-0.4	0.7
Imo	145.1	-0.7	1.2
Jigawa	145.2	0.5	0.9
Kaduna	145.5	-4.1	0.5
Kano	144.6	-0.2	0.3
Katsina	144.1	-0.4	-0.2
Kebbi	145.6	-1.6	0.4
Kogi	144.6	-3.8	0
Kwara	144.1	-1.6	-0.6
Lagos	143.2	-0.8	-0.1
Nasarawa	145	-1.4	1.4
Niger	144.3	-1.4	-0.1
Ogun	142.9	-1	-0.4
Ondo	142.9	-1.1	-0.3
Osun	142.8	-0.4	-1.5
Oyo	143.3	-1	0.1
Plateau	145.3	-0.8	-0.8
Rivers	145.6	-1.2	-0.2
Sokoto	143.6	-1	-1.2
Taraba	146.1	-0.3	0.8
Yobe	149.7	-1.3	3
Zamfara	144.2	-0.7	-0.8

STATES WITH THE HIGHEST AVERAGE PRICES IN SEPTEMBER 2017

TARABA

N146.1

BAYELSA

N147.1

YOBE

N149.7

STATES WITH THE LOWEST AVERAGE PRICES IN SEPTEMBER 2017

ABUJA

N142.0

OSUN

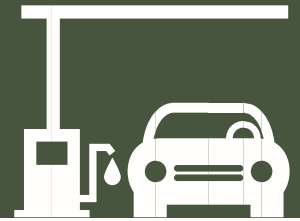
N142.8

ONDO

N142.9

Premium Motor Spirit (Petrol) Price Watch – September 2017

Average PMS Prices Across Zones - North Central



Average

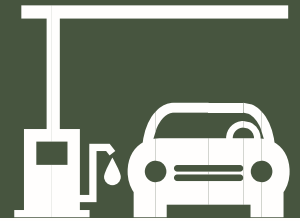
N144.1

State	Sep-17	YoY %	MoM %
Abuja	142	-0.9	-1
Benue	143.6	-1.9	0.1
Kogi	144.6	-3.8	0
Kwara	144.1	-1.6	-0.6
Nasarawa	145	-1.4	1.4
Niger	144.3	-1.4	-0.1
Plateau	145.3	-0.8	-0.8

Plateau State has the highest average price in the North Central Region for September 2017 while Abuja FCT has the least average price.

Premium Motor Spirit (Petrol) Price Watch – September 2017

Average PMS Prices Across Zones - North East



Average

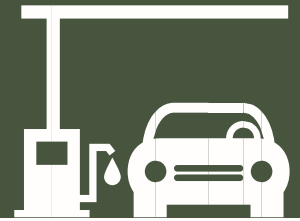
N145.5

State	Sep-17	YoY %	MoM %
Adamawa	143	-1.4	-0.7
Bauchi	144.6	-1.4	-0.3
Borno	144.4	-2.8	-0.1
Gombe	145	-0.4	0.7
Taraba	146.1	-0.3	0.8
Yobe	149.7	-1.3	3

Yobe State has the highest average price in the North East Region for September 2017 while Adamawa State have the least average price.

Premium Motor Spirit (Petrol) Price Watch – September 2017

Average PMS Prices Across Zones - North West



Average

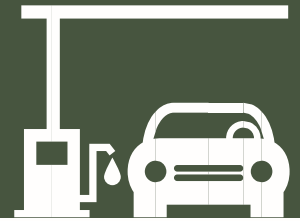
N144.7

State	Sep-17	YoY %	MoM %
Jigawa	145.2	0.5	0.9
Kaduna	145.5	-4.1	0.5
Kano	144.6	-0.2	0.3
Katsina	144.1	-0.4	-0.2
Kebbi	145.6	-1.6	0.4
Sokoto	143.6	-1	-1.2
Zamfara	144.2	-0.7	-0.8

Kebbi State has the highest average price in the North West Region for September 2017 while Sokoto State has the least average price.

Premium Motor Spirit (Petrol) Price Watch – September 2017

Average PMS Prices Across Zones - South East



Average

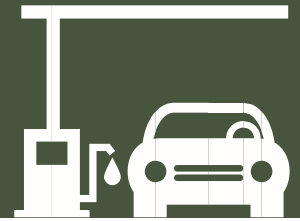
N144.4

State	Sep-17	YoY %	MoM %
Abia	144.5	-1.8	-0.1
Anambra	144.1	-0.3	-0.4
Ebonyi	145.5	-1.4	0.8
Enugu	145.8	-1.9	0.6
Imo	145.1	-0.7	1.2

Enugu State has the highest average price in the South East Region for September 2017 while Anambra State has the least average price.

Premium Motor Spirit (Petrol) Price Watch – September 2017

Average PMS Prices Across Zones - South South



Average

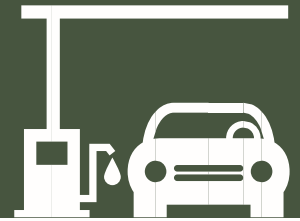
N144.9

State	Sep-17	YoY %	MoM %
Akwa Ibom	143.3	0.5	-0.9
Bayelsa	147.1	-0.1	1.6
Cross River	144	-6.9	0.4
Delta	144.6	0.6	0
Edo	144.9	-0.1	0
Rivers	145.6	-1.2	-0.2

Bayelsa State has the highest average price in the South South Region for September 2017 while Akwa Ibom State has the least average price.

Premium Motor Spirit (Petrol) Price Watch – September 2017

Average PMS Prices Across Zones - South West



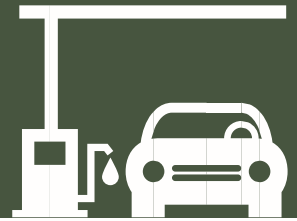
Average

N143.0

State	Sep-17	YoY %	MoM %
Ekiti	143.1	-1.1	-1.1
Lagos	143.2	-0.8	-0.1
Ogun	142.9	-1	-0.4
Ondo	142.9	-1.1	-0.3
Osun	142.8	-0.4	-1.5
Oyo	143.3	-1	0.1

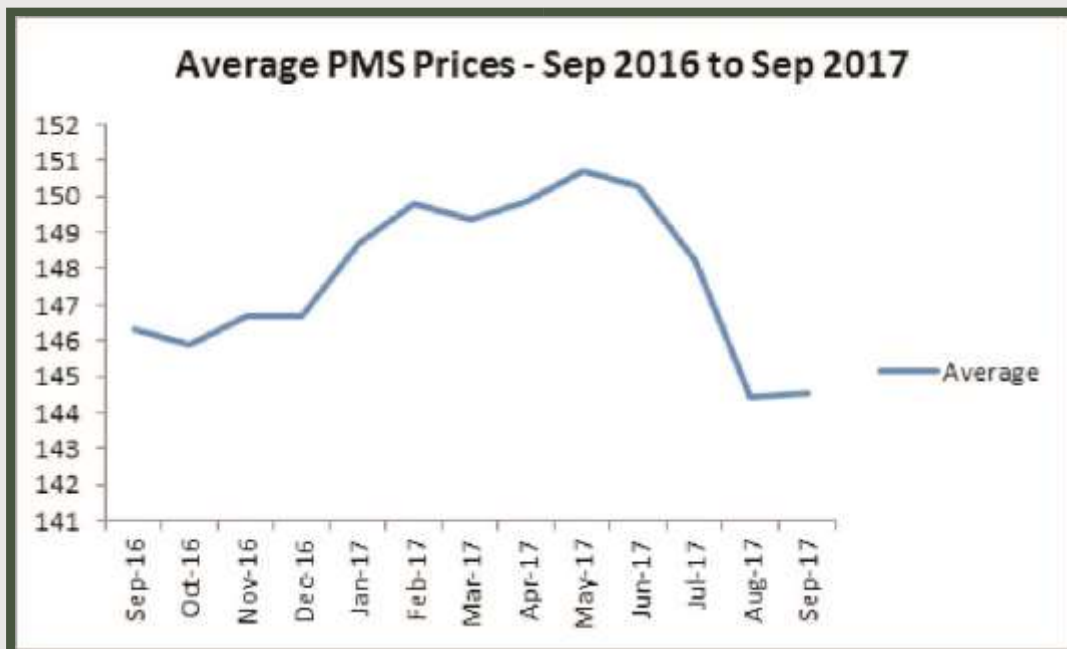
Oyo State has the highest average price in the South West Regions for August 2017 while Osun State has the least average price.

Premium Motor Spirit (Petrol) Price Watch – September 2017



12 Months Average Prices

Months	Average	YoY %	MoM %
Sep-16	146.3	53.8	-0.6
Oct-16	145.9	56.1	-0.3
Nov-16	146.7	27.2	0.5
Dec-16	146.7	22.7	0.01
Jan-17	148.7	35.7	1.35
Feb-17	149.8	50.1	0.7
Mar-17	149.4	10.1	-0.3
Apr-17	149.9	-7.9	0.3
May-17	150.7	0.3	0.5
Jun-17	150.3	1.2	-0.3
Jul-17	148.2	0.3	-1.4
Aug-17	144.4	-1.9	-2.5
Sep-17	144.5	-1.2	0.1



-1.2% Year-on-Year and 0.1% Month-on-Month

AVERAGE PETROL/ PREMIUM MOTOR SPIRIT
PRICES PER LITRE NGN
May 2017

State	Jan-16	Feb-16	Mar-16	Apr-16	May-16	Jun-16	Jul-16	Aug-16	Sep-16	Oct-16	Nov-16	Dec-16	Jan-17	Feb-17	Mar-17	Apr-17	May-17	Jun-17	Jul-17	Aug-17	Sep-17	Year on Year % [Sep 2016-Sep 2017]	Month on Month % Aug 2017-Sep 2017
Abia	119.3	112.2	148.1	191.7	149.3	147.9	152.3	147.2	147.1	148.3	146.8	147.3	148.6	147.5	150.4	148.5	151.9	149.7	147.0	144.7	144.5	-1.8	-0.1
Abuja	99.6	92.7	104.9	107	145	145	145	145	145	143.3	146.3	144.6	145	145.0	145.0	145.0	145.0	145.0	145.0	143.5	142.0	-0.9	-1.0
Adamawa	93.5	111.7	133.3	138.5	145	156.7	145	145	145	145	146.3	145	145	145.0	153.3	156.7	160.0	162.5	160.0	144.0	143.0	-1.4	-0.7
Akwa Ibom	120	102.5	148	180	146.3	145.7	157.8	146	142.5	146.3	145.9	143.8	145.9	150.0	149.3	147.5	149.4	149.6	145.0	144.6	143.3	0.5	-0.9
Anambra	119.8	100.4	136.5	193.9	147.1	145.5	147.3	149.6	144.5	145.9	145.2	147.9	145.7	147.3	148.0	147.7	147.9	148.3	147.1	144.6	144.1	-0.3	-0.4
Bauchi	117.3	94.3	156.7	128.6	151.3	145	145.1	146.4	146.7	145	148.9	147.1	149.2	148.9	147.8	150.5	147.5	152.5	145.4	145.0	144.6	-1.4	-0.3
Bayelsa	96.1	120.1	146	186.3	161.7	152.1	163.7	164.3	147.2	147.3	146	151.5	153.3	155.0	161.3	159.1	153.5	160.4	145.0	144.8	147.1	-0.1	1.6
Benue	121.7	104.8	131.7	134.5	162.3	146	148.3	145	146.4	145.9	148.7	145	145.5	157.5	152.5	155.0	158.2	153.3	159.1	143.5	143.6	-1.9	0.1
Borno	96.4	87.9	87	179.3	151.1	173	144.3	143.8	148.5	147.2	144	145	164.1	157.1	153.0	160.5	160.0	152.9	160.5	144.5	144.4	-2.8	-0.1
Cross River	115.2	116.7	160.4	167.8	157.5	151.7	151.1	144.6	154.6	146.4	150.4	148.8	145	150.9	148.1	147.8	149.6	148.4	145.0	143.4	144.0	-6.9	0.4
Delta	98.5	87.5	132.1	178.1	147.9	145.6	144.8	144.9	143.7	144.6	145.9	144.8	145.4	144.8	145.0	145.9	145.0	145.8	145.0	144.7	144.6	0.6	0.0
Ebonyi	132.1	104.5	153	166.4	165	151.7	147.1	147.9	147.6	147	147.2	148.6	156.5	156.7	152.1	157.5	152.5	156.4	147.9	144.3	145.5	-1.4	0.8
Edo	100.3	86.5	129.7	194.3	146.3	145	145	145	145	145	145	145.5	147	148.1	149.6	150.3	145.3	145.0	145.0	144.8	144.9	-0.1	0.0
Ekiti	106.1	96.6	117.5	202.8	156.4	145.3	145.2	144.7	144.6	145	144.9	144.9	144.6	145.0	145.0	145.0	145.0	145.0	145.0	144.7	143.1	-1.1	-1.1
Enugu	118.3	101.4	144.6	178.1	149.4	150.4	145.5	150	148.7	145.8	147.1	150	148.3	150.2	154.5	152.9	152.0	154.5	149.0	145.0	145.8	-1.9	0.6
Gombe	99.9	97.4	131.7	181.2	149.4	149.4	145	148.3	145.6	144.7	145	145	145	145.0	145.0	152.7	172.5	167.5	152.7	144.0	145.0	-0.4	0.7
Imo	131	102.2	144	203.5	147.2	146.1	145.9	145.9	146.1	145.9	145.9	145.7	144.6	149.1	149.5	148.9	148.8	147.6	147.4	143.4	145.1	-0.7	1.2
Jigawa	104.7	98.8	143.1	170.6	145.3	145.4	145	144.7	144.5	146.5	144.3	144.5	151	147.9	148.3	145.6	147.3	145.8	145.7	143.9	145.2	0.5	0.9
Kaduna	95.7	90.6	139.8	146.3	144.6	145.6	142	152.3	151.8	145.9	147.6	145	148.3	145.6	153.0	145.0	148.7	148.8	145.0	144.8	145.5	-4.1	0.5
Kano	99.1	90.4	124.3	165.1	145	145	144.6	145	145	146	145.6	148.5	145.8	145.0	145.0	147.9	145.4	145.3	145.0	144.2	144.6	-0.2	0.3
Katsina	95.5	88	155.6	139.4	148.4	144.9	144.8	144.5	144.7	144.8	143.8	145.5	147.8	145.6	145.9	145.8	145.0	150.3	145.0	144.4	144.1	-0.4	-0.2
Kebbi	117.1	111.8	139.8	165.1	147.3	151	151.8	153.2	148	146.6	149.3	151.5	146.9	154.4	153.8	160.5	157.9	157.1	145.0	145.0	145.6	-1.6	0.4
Kogi	127.1	111.3	148.5	181	148.5	148.9	146	155	150.4	147.3	146.5	150	144.7	152.0	154.0	146.5	148.9	148.9	146.7	144.6	144.6	-3.8	0.0
Kwara	112.6	98.8	134.3	189.6	156.7	151.9	148.8	145	146.5	145	149.1	151.6	145.2	145.7	145.0	148.8	153.0	145.5	145.9	145.0	144.1	-1.6	-0.6
Lagos	81.1	87	90.1	92.6	144.8	145	145	145	144.3	144.9	144.3	144.3	152.1	144.9	147.5	147.9	145.0	145.7	145.3	143.3	143.2	-0.8	-0.1
Nassarawa	120.5	99.1	166.7	171	160.6	151.7	155.4	154.4	147	148.5	148.6	150	145.1	147.0	145.9	149.7	148.1	146.1	149.4	143.0	145.0	-1.4	1.4
Niger	112.3	94	111.6	150.9	145	145	145.6	146.8	146.3	145.9	146.4	146.7	147	145.5	149.4	147.0	145.6	148.7	148.4	144.3	144.3	-1.4	-0.1
Ogun	92.5	86.5	115	163.5	145.9	145	145.3	145	144.3	145	145	145.9	152	145.0	144.9	145.0	145.0	145.0	145.0	143.5	142.9	-1.0	-0.4
Ondo	120.1	102.8	124.5	185.5	146.1	145.6	144.9	144.9	144.5	144.9	144.9	145	155	145.1	146.3	145.2	145.3	145.3	145.0	143.3	142.9	-1.1	-0.3
Osun	100.5	89.7	109.8	193.9	145.3	145	143.7	144.6	143.4	144.3	144.6	144.4	156.1	144.7	145.0	145.0	145.0	145.0	145.0	145.0	142.8	-0.4	-1.5
Oyo	81.5	87.2	111.2	113.7	145.2	144.9	144.1	144.5	144.7	145.3	144.4	143.9	161	145.1	145.7	145.3	145.3	145.5	146.1	143.2	143.3	-1.0	0.1
Plateau	147.5	93.1	123.5	133.4	145	148.8	145	144.4	146.4	144.5	145	145	146.1	147.9	149.6	146.5	145.6	148.5	145.8	146.4	145.3	-0.8	-0.8
Rivers	103.5	106.7	133.7	174.3	150	148.5	151.5	147.7	147.3	146.9	147	145.1	145	151.1	151.3	149.6	157.4	145.6	146.0	145.8	145.6	-1.2	-0.2
Sokoto	110.9	111.8	160	168.3	147.1	145	145	151.9	145	145	145	146.4	155	162.1	152.9	150.0	157.9	150.7	145.0	145.3	143.6	-1.0	-1.2
Taraba	120.7	111.7	153.3	147.1	161.1	160	162.8	143.3	146.5	145.7	150.8	150	146.9	161.7	148.0	158.6	162.0	156.3	157.7	145.0	146.1	-0.3	0.8
Yobe	96.8	112.9	145.5	183.8	164.1	152.3	145	148.3	151.7	150	162	148.8	147	177.0	161.7	158.3	156.4	168.0	170.0	145.3	149.7	-1.3	3.0
Zamfara	91.6	90	143.2	114.5	145	144.5	145	144.7	145.3	145.5	145.5	145.3	145.7	146.4	147.0	145.3	146.8	146.3	145.9	145.4	144.2	-0.7	-0.8
AVERAGE	109.6	99.8	135.7	162.8	150.3	148.5	147.7	147.3	146.3	145.9	146.7	146.7	148.7	149.8	149.4	149.9	150.7	150.3	148.1	144.4	144.5	-1.2	0.1
Year on Year	5.7	7.3	30.7	16.4	27	32.3	17.6	40.9	53.8	56.1	27.4	22.7	35.3	50.1	10.1	-7.9	0.3	1.2	0.3	-1.9	-1.2		
Month on Month	-8.4	-9	36	20	-7.7	-1.2	-0.6	-0.3	-0.6	-0.3	0.5	0.01	1.35	0.7	-0.3	0.3	0.5	-0.3	-1.4	-2.5	0.1		

STATES WITH THE HIGHEST AVERAGE PRICES

Methodology

Field work is done solely by over 700 NBS Staff in all States of the federation supported by supervisors who are monitored by internal and external observers.

Fuel Prices are collected across all the 774 local governments across all States and the FCT from over 10,000 respondents and locations and reflect actual prices households state they actually bought those fuels together with the prices reportedly sold by the fuel suppliers.

The average of all these prices is then reported for each state and the average for the country is the average for the state.

NBS audit team subsequently conducts randomly selected verification of prices recorded.

Acknowledgements/Contacts

Acknowledgements

We acknowledge our technical partners, Proshare in the design, concept and production of this publication.





Contact Us

 @nigerianstat

 NBSNigeria

 www.nigerianstat.gov.ng

 **Head Office Address**
Plot 762, Independence Avenue, Central
Business District, FCT, Abuja Nigeria.

 +234 803 386 5388

 feedback@nigerianstat.gov.ng