

Liquefied Petroleum Gas (Cooking Gas) Price Watch

(SEPTEMBER 2017)

Report Date: October 2017

Data Source: National Bureau of Statistics



NATIONAL BUREAU OF STATISTICS

Contents

Executive Summary	1
Average Cooking Gas Prices Across States – 5KG Refilling.....	2
Average Cooking Gas Prices Across Zones – 5KG Refilling – North Central.....	3
Average Cooking Gas Prices Across Zones – 5KG Refilling – North East.....	4
Average Cooking Gas Prices Across Zones – 5KG Refilling – North West.....	5
Average Cooking Gas Prices Across Zones – 5KG Refilling – South East.....	6
Average Cooking Gas Prices Across Zones – 5KG Refilling – South South.....	7
Average Cooking Gas Prices Across Zones – 5KG Refilling –South West.....	8
12 Months Average Prices – 5KG Refilling.....	9
Average Cooking Gas Prices Across States – 12.5KG Refilling.....	10
Average Cooking Gas Prices Across Zones – 12.5KG Refilling – North Central.....	11
Average Cooking Gas Prices Across Zones – 12.5KG Refilling – North East.....	12
Average Cooking Gas Prices Across Zones – 12.5KG Refilling – North West.....	13
Average Cooking Gas Prices Across Zones – 12.5KG Refilling – South East.....	14
Average Cooking Gas Prices Across Zones – 12.5KG Refilling – South South.....	15
Average Cooking Gas Prices Across Zones – 12.5KG Refilling –South West.....	16
12 Months Average Prices – 12.5KG Refilling.....	17
Appendix - Tables.....	18
Methodology.....	20
Acknowledgment and Contact.....	21

Executive Summary

Average price for the refilling of a 5kg cylinder for Liquefied Petroleum Gas (Cooking Gas) decreased by -3.98% month-on-month and -1.40% year-on-year to N1,911.44 in September 2017 from N1,990.71 in August 2017

States with the highest average price for the refilling of a 5kg cylinder for Liquefied Petroleum Gas (Cooking Gas) were Taraba (N2,150.00), Gombe (N2,050.00) and Abuja (N2,040.00).


States with the lowest average price for the refilling of a 5kg cylinder for Liquefied Petroleum Gas (Cooking Gas) were Jigawa (N1,775.00), Katsina (N1,757.14) and Kaduna & Kano (N1,750.00).

Similarly, average price for the refilling of a 12.5kg cylinder for Liquefied Petroleum Gas (Cooking Gas) decreased by -2.60% month-on-month and -3.40% year-on-year to N3937.71 in September 2017 from N4,042.85 in August 2017.

States with the highest average price for the refilling of a 12.5kg cylinder for Liquefied Petroleum Gas (Cooking Gas) were Kano (N4,033.33), Edo & Katsina (N4,020.00) and Abuja, Ebonyi, Ekiti, Gombe, Imo, Kebbi & Zamfara (N4,000.00).

States with the lowest average price for the refilling of a 12.5kg cylinder for Liquefied Petroleum Gas (Cooking Gas) were Kwara (N3,816.67), Abia (N3,811.11) and Adamawa & Akwa Ibom (N3,800.00).

Liquefied Petroleum Gas (Cooking Gas) Price Watch - September 2017



Average Cooking Gas Prices Across States – 5KG Refilling

Average

N1911.44

STATE	Sep-17	YoY %	MoM %
Abia	1962.5	6.91	10.79
Abuja	2040	9.09	17.24
Adamawa	2000	8.47	16.28
Akwa Ibom	2028.57	9.65	-8.39
Anambra	2010	6.07	-8.95
Bauchi	2000	2.85	0
Bayelsa	1930	0.26	-4.58
Benue	2000	9.09	11.11
Borno	1914.29	4.04	-11.19
Cross River	2008.33	6.37	-5.86
Delta	1892.86	2.5	0.76
Ebonyi	1883.33	-13.58	0.89
Edo	1893.33	-12.79	-15.5
Ekiti	1893.75	1.82	8.5
Enugu	1775.56	-13.17	-8.16
Gombe	2050	-3.46	0
Imo	1850	-14.68	-14.18
Jigawa	1775	-9.9	-1.39
Kaduna	1750	-4.16	-19.54
Kano	1750	-12.24	-2.78
Katsina	1757.14	-8.84	-10.35
Kebbi	1850	-1.4	-13.95
Kogi	1875	0.32	-6.91
Kwara	1850	1	-7.5
Lagos	2031.58	5.85	7.52
Nassarawa	1887.5	2.39	-11.8
Niger	1900	0.34	-11.63
Ogun	1862.5	-1.62	8.2
Ondo	1845.45	-8.76	0
Osun	1844.44	-9.36	-6.23
Oyo	1846.67	-6.91	4.78
Plateau	2012.5	6.35	-7.47
Rivers	1965.38	8.03	-10.12
Sokoto	1900	0	-2.26
Taraba	2150	-3.65	-2.27
Yobe	1850	0.34	-11.9
Zamfara	1887.5	-7.35	-7.48

STATES WITH THE HIGHEST AVERAGE PRICES IN SEPTEMBER 2017

TARABA

N2,150.00

GOMBE

N2,050.00

ABUJA

N2,040.00

STATES WITH THE LOWEST AVERAGE PRICES IN SEPTEMBER 2017

KADUNA & KANO

N1,750.00

KATSINA


N1,757.14

JIGAWA

N1,775.00

Liquefied Petroleum Gas (Cooking Gas) Price Watch - September 2017

Average Cooking Gas Prices Across Zones – 5KG Refilling North Central



Average


N1,937.86

STATE	Sep-17	YoY %	MoM %
Abuja	2040	9.09	17.24
Benue	2000	9.09	11.11
Kogi	1875	0.32	-6.91
Kwara	1850	1	-7.5
Nassarawa	1887.5	2.39	-11.8
Niger	1900	0.34	-11.63
Plateau	2012.5	6.35	-7.47

Abuja FCT records the highest average cooking gas price for refilling 5KG cylinder in the North Central Region for September 2017 while Kwara State records the least average price.

Liquefied Petroleum Gas (Cooking Gas) Price Watch - September 2017

Average Cooking Gas Prices Across Zones – 5KG Refilling
North East



Average


N1,994.05

STATE	Sep-17	YoY %	MoM %
Adamawa	2000	8.47	16.28
Bauchi	2000	2.85	0
Borno	1914.29	4.04	-11.19
Gombe	2050	-3.46	0
Taraba	2150	-3.65	-2.27
Yobe	1850	0.34	-11.9

Taraba State records the highest average cooking gas price for refilling 5KG cylinder in the North East Region for September 2017 while Yobe State records the least average price.

Liquefied Petroleum Gas (Cooking Gas) Price Watch - September 2017

Average Cooking Gas Prices Across Zones – 5KG Refilling North West



Average


N1,809.95

STATE	Sep-17	YoY %	MoM %
Jigawa	1775	-9.9	-1.39
Kaduna	1750	-4.16	-19.54
Kano	1750	-12.24	-2.78
Katsina	1757.14	-8.84	-10.35
Kebbi	1850	-1.4	-13.95
Sokoto	1900	0	-2.26
Zamfara	1887.5	-7.35	-7.48

Sokoto State records the highest average cooking gas price for refilling 5KG cylinder in the North West Region for September 2017 while Kaduna and Kano States record the least average price.

Liquefied Petroleum Gas (Cooking Gas) Price Watch - September 2017

Average Cooking Gas Prices Across Zones – 5KG Refilling
South East



Average


N1,896.28

STATE	Sep-17	YoY %	MoM %
Abia	1962.5	6.91	10.79
Anambra	2010	6.07	-8.95
Ebonyi	1883.33	-13.58	0.89
Enugu	1775.56	-13.17	-8.16
Imo	1850	-14.68	-14.18

Anambra State records the highest average cooking gas price for refilling 5KG cylinder in the South East Region for September 2017 while Enugu State records the least average price.

Liquefied Petroleum Gas (Cooking Gas) Price Watch - September 2017

Average Cooking Gas Prices Across Zones – 5KG Refilling
South South



Average


N1,953.08

STATE	Sep-17	YoY %	MoM %
Akwa Ibom	2028.57	9.65	-8.39
Bayelsa	1930	0.26	-4.58
Cross River	2008.33	6.37	-5.86
Delta	1892.86	2.5	0.76
Edo	1893.33	-12.79	-15.5
Rivers	1965.38	8.03	-10.12

Akwa Ibom State records the highest average cooking gas price for refilling 5KG cylinder in the South South Region for September 2017 while Delta State records the least average price.

Liquefied Petroleum Gas (Cooking Gas) Price Watch - September 2017

Average Cooking Gas Prices Across Zones – 5KG Refilling
South West



Average


N1,887.4

STATE	Sep-17	YoY %	MoM %
Ekiti	1893.75	1.82	8.5
Lagos	2031.58	5.85	7.52
Ogun	1862.5	-1.62	8.2
Ondo	1845.45	-8.76	0
Osun	1844.44	-9.36	-6.23
Oyo	1846.67	-6.91	4.78

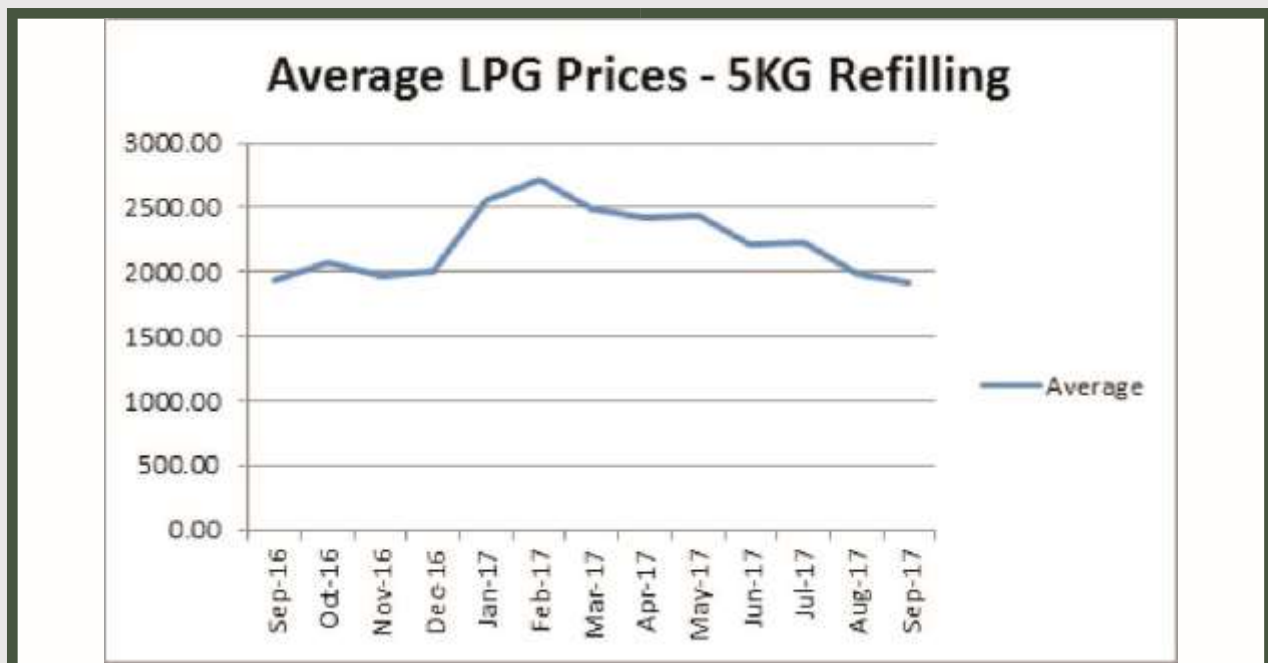
Lagos State records the highest average cooking gas price for refilling 5KG cylinder in the South West Region for September 2017 while Osun State records the least average price.

Liquefied Petroleum Gas (Cooking Gas) Price Watch - September 2017

12 Months Average Prices – 5KG Refilling




Months	Average	MoM %	YoY%
Sep-16	1938.62		
Oct-16	2067.01		
Nov-16	1962.55		
Dec-16	2002.16		
Jan-17	2567.56	28.24	39.39
Feb-17	2708.38	5.48	45.59
Mar-17	2493.59	-7.93	35.57
Apr-17	2428.38	-2.61	30.35
May-17	2446.57	0.75	31.96
Jun-17	2215.96	-9.43	12.91
Jul-17	2226.21	0.46	7.49
Aug-17	1990.71	-10.58	3.25
Sep-17	1911.44	-3.98	-1.4



-3.98% month-on-month and -1.40% year-on-year

Liquefied Petroleum Gas (Cooking Gas) Price Watch - September 2017

Average Cooking Gas Prices Across States – 12.5KG Refilling



Average

N3,937.71

STATE	Sep-17	YoY %	MoM %
Abia	3811.11	-7.05	-5.46
Abuja	4000	4.17	2.04
Adamawa	3800	-5	-4.04
Akwa Ibom	3800	-5.79	-7.32
Anambra	3910	-2.01	-4.37
Bauchi	3900	8.76	-2.5
Bayelsa	3918.18	-2.05	-4.17
Benue	3900	-2.5	-4.89
Borno	3900	-0.51	-7.63
Cross River	3900	-0.91	-8.24
Delta	3985.71	4.93	-8.16
Ebonyi	4000	-2.57	4.1
Edo	4020	-18.46	3.16
Ekiti	4000	-0.6	-0.83
Enugu	3970	-12.74	-0.04
Gombe	4000	-13.76	-6.98
Imo	4000	-12.85	-3.9
Jigawa	3900	-18.84	-9.3
Kaduna	3933.33	9.7	-7.09
Kano	4033.33	5.11	0.83
Katsina	4020	14.67	2.2
Kebbi	4000	13.08	-5.88
Kogi	3950	11.34	-7.87
Kwara	3816.67	7	5.29
Lagos	3994.12	0.07	11.6
Nassarawa	3850	8.12	-8.77
Niger	3910	7.02	-7.46
Ogun	3856.25	0.56	-5.37
Ondo	3929.17	-14.95	-1.84
Osun	3933.33	-10.13	5.99
Oyo	3975	-16.82	14.8
Plateau	3950	-9.09	1.8
Rivers	3966.67	4.04	-6.74
Sokoto	3962.5	-14.81	-6.98
Taraba	3950	-9.46	1.8
Yobe	3950	12.07	-3.66
Zamfara	4000	-18.08	0

STATES WITH THE HIGHEST AVERAGE PRICES IN SEPTEMBER 2017

KANO

N4,033.33

EDO & KATSINA

N4,020.00

ABUJA, EBONYI,
EKITI, GOMBE, IMO,
KEBBI & ZAMFARA

N4,000.00

STATES WITH THE LOWEST AVERAGE PRICES IN SEPTEMBER 2017

ADAMAWA &
AKWA IBOM

N3,800.00

ABIA


N3,811.11

KWARA

N3,816.67

Liquefied Petroleum Gas (Cooking Gas) Price Watch - September 2017

Average Cooking Gas Prices Across Zones – 12.5KG Refilling
North Central



Average


N3,910.95

STATE	Sep-17	YoY %	MoM %
Abuja	4000	4.17	2.04
Benue	3900	(2.50)	(4.89)
Kogi	3950	11.34	(7.87)
Kwara	3816.67	7.00	5.29
Nassarawa	3850	8.12	(8.77)
Niger	3910	7.02	(7.46)
Plateau	3950	(9.09)	1.80

Abuja FCT records the highest average cooking gas price for refilling 12.5KG cylinder in the North Central Region for September 2017 while Kwara State records the least average price.

Liquefied Petroleum Gas (Cooking Gas) Price Watch - September 2017

Average Cooking Gas Prices Across Zones – 12.5KG Refilling
North East



Average


N3,916.67

STATE	Sep-17	YoY %	MoM %
Adamawa	3800	(5.00)	(4.04)
Bauchi	3900	8.76	(2.50)
Borno	3900	(0.51)	(7.63)
Gombe	4000	(13.76)	(6.98)
Taraba	3950	(9.46)	1.80
Yobe	3950	12.07	(3.66)

Gombe State records the highest average cooking gas price for refilling 12.5KG cylinder in the North East Region for September 2017 while Adamawa State records the least average price.

Liquefied Petroleum Gas (Cooking Gas) Price Watch - September 2017

Average Cooking Gas Prices Across Zones – 12.5KG Refilling
North West



Average


N3,978.45

STATE	Sep-17	YoY %	MoM %
Jigawa	3900	(18.84)	(9.30)
Kaduna	3933.33	9.70	(7.09)
Kano	4033.33	5.11	0.83
Katsina	4020	14.67	2.20
Kebbi	4000	13.08	(5.88)
Sokoto	3962.5	(14.81)	(6.98)
Zamfara	4000	(18.08)	-

Kano State records the highest average cooking gas price for refilling 12.5KG cylinder in the North West Region for September 2017 while Jigawa State records the least average price.

Liquefied Petroleum Gas (Cooking Gas) Price Watch - September 2017

Average Cooking Gas Prices Across Zones – 12.5KG Refilling
South East



Average


N3,938.22

STATE	Sep-17	YoY %	MoM %
Abia	3811.11	(7.05)	(5.46)
Anambra	3910	(2.01)	(4.37)
Ebonyi	4000	(2.57)	4.10
Enugu	3970	(12.74)	(0.04)
Imo	4000	(12.85)	(3.90)

Ebonyi and Imo States records the highest average cooking gas price for refilling 12.5KG cylinder in the South East Region for September 2017 while Abia State records the least average price.

Liquefied Petroleum Gas (Cooking Gas) Price Watch - September 2017

Average Cooking Gas Prices Across Zones – 12.5KG Refilling
South South



Average


N3,931.76

STATE	Sep-17	YoY %	MoM %
Akwa Ibom	3800	(5.79)	(7.32)
Bayelsa	3918.18	(2.05)	(4.17)
Cross River	3900	(0.91)	(8.24)
Delta	3985.71	4.93	(8.16)
Edo	4020	(18.46)	3.16
Rivers	3966.67	4.04	(6.74)

Edo State records the highest average cooking gas price for refilling 12.5KG cylinder in the South South Region for September 2017 while Akwa Ibom State records the least average price.

Liquefied Petroleum Gas (Cooking Gas) Price Watch - September 2017

Average Cooking Gas Prices Across Zones – 12.5KG Refilling
South West



Average


N3,947.98

STATE	Sep-17	YoY %	MoM %
Ekiti	4000	(0.60)	(0.83)
Lagos	3994.12	0.07	11.60
Ogun	3856.25	0.56	(5.37)
Ondo	3929.17	(14.95)	(1.84)
Osun	3933.33	(10.13)	5.99
Oyo	3975	(16.82)	14.80

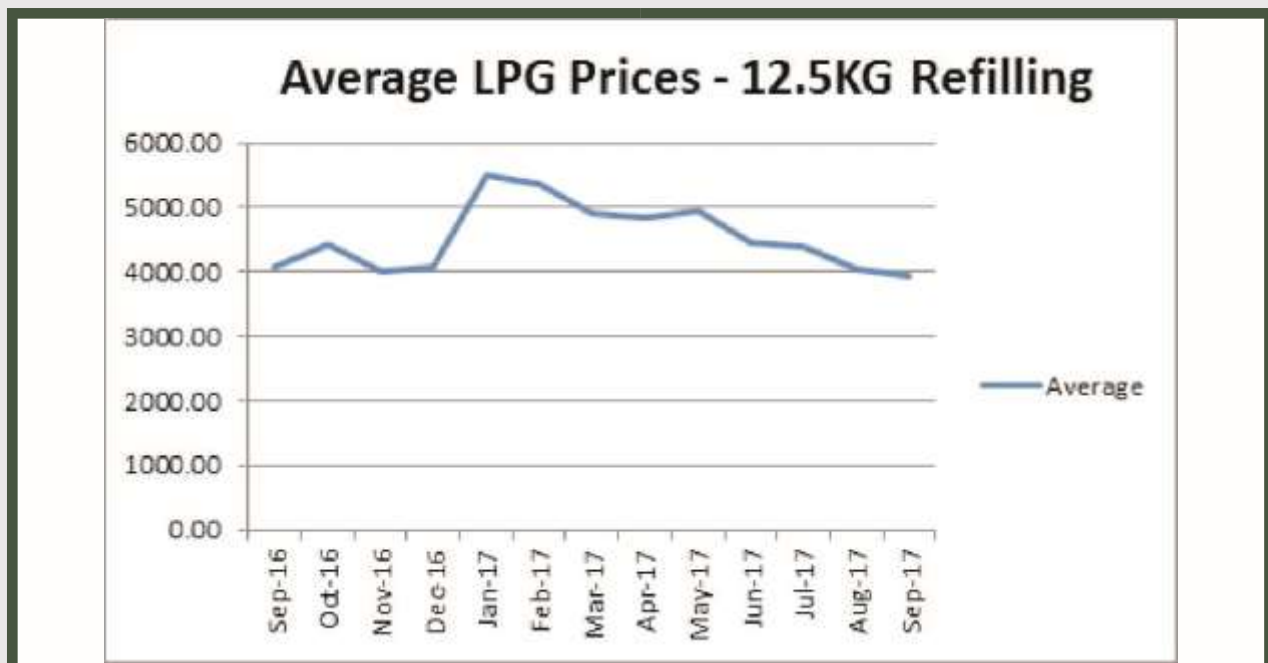
Ekiti State records the highest average cooking gas price for refilling 12.5KG cylinder in the South West Region for September 2017 while Ogun State records the least average price.

Liquefied Petroleum Gas (Cooking Gas) Price Watch - September 2017

12 Months Average Prices – 12.5KG Refilling



Months	Average	MoM %	YoY%
Sep-16	4076.25		
Oct-16	4435.17		
Nov-16	4016.09		
Dec-16	4071.63		
Jan-17	5508.16	35.28	49.82
Feb-17	5345.87	-2.95	45.49
Mar-17	4923.47	-7.9	33.27
Apr-17	4830.22	-1.89	28.93
May-17	4957.88	2.64	33.11
Jun-17	4474.91	-9.74	9.37
Jul-17	4374.16	-2.25	0.36
Aug-17	4042.85	-7.57	1.63
Sep-17	3937.71	-2.6	-3.4



-2.60% month-on-month and -3.40% year-on-year

Liquefied Petroleum Gas(Cooking gas) 12.5kg refilling

AVERAGE PRICE NGN																Year on Year % (sept 2016-sept 2017)				Month on Month % aug 2017-sept 2017			
STATE	Jan-16	Feb-16	Mar-16	Apr-16	May-16	Jun-16	Jul-16	Aug-16	Sep-16	Oct-16	Nov-16	Dec-16	Jan-17	Feb-17	Mar-17	Apr-17	May-17	Jun-17	Jul-17	Aug-17	Sep-17	Year on Year % (sept 2016-sept 2017)	Month on Month % aug 2017-sept 2017
Abia	3935.71	3933.33	3805.36	3875.00	4003.57	3985.71	4125.00	4121.43	4100.00	4654.88	3800.00	4106.25	5150.00	5462.50	4875.00	4900.00	4835.71	4400.00	4564.28	4031.25	3811.11	(7.05)	(5.46)
Abuja	3950.00	3883.33	3850.00	3950.00	3800.00	4000.00	4550.00	3950.00	3840.00	3884.34	3850.00	3956.67	5200.00	5100.00	4800.00	5000.00	4860.00	4540.00	4625.00	3920.00	4000.00	4.17	2.04
Adamawa	3600.00	3600.00	3750.00	3600.00	3675.00	3800.00	4350.00	3600.00	4000.00	3941.34	3975.00	4062.50	5800.00	5000.00	4900.00	4500.00	5000.00	4900.00	4875.00	3960.00	3800.00	(5.00)	(4.04)
Akwa Ibom	3950.00	4133.33	4300.00	4633.33	3934.20	4633.33	4300.00	4966.67	4033.33	4998.00	4250.00	5708.33	5740.00	6000.00	4840.00	4040.00	5100.00	4750.00	4833.33	4100.00	3800.00	(5.70)	(7.32)
Anambra	3554.17	3504.17	3504.17	3651.67	3612.50	4000.00	4295.83	4013.33	3990.00	4288.09	3757.14	4012.50	5620.00	5616.67	5100.00	5071.43	5242.86	4485.71	5090.00	4088.46	3910.00	(2.01)	(4.37)
Bauchi	4000.00	3500.00	3750.00	3500.00	3500.00	4000.00	4000.00	3586.00	3586.00	3947.56	4000.00	4000.00	5500.00	5000.00	4833.33	4500.00	5000.00	4550.00	4750.00	4000.00	3900.00	8.76	(2.50)
Bayelsa	4000.00	4000.00	4000.00	4050.00	4250.00	4500.00	4250.00	4250.00	4000.00	5133.94	4750.00	4500.00	5250.00	5633.33	5112.50	5081.25	5150.00	4280.00	4245.00	4088.89	3918.18	(2.05)	(4.17)
Benue	3700.00	3962.50	4000.00	3825.00	3975.00	4000.00	4500.00	3950.00	4000.00	3866.71	3815.00	3975.00	5083.33	5500.00	5250.00	5100.00	5250.00	4700.00	4750.00	4100.34	3900.00	(2.50)	(4.89)
Borno	4166.67	3500.00	3500.00	4500.00	4150.00	4112.50	4120.00	4250.00	3920.00	4653.03	4316.67	4350.00	5950.00	5833.33	5020.00	5171.43	5300.00	4357.14	4457.14	4222.22	3900.00	(0.51)	(7.63)
Cross River	3663.33	3600.00	3668.75	3850.00	3849.48	4175.00	4355.00	4191.67	3935.68	4886.23	3915.00	3835.00	5675.00	6000.00	5005.00	5120.00	5330.00	4555.56	4631.82	4250.00	3900.00	(0.91)	(8.24)
Delta	3525.00	3550.00	3550.00	3650.00	3511.70	4041.67	4575.00	4037.50	3798.45	4362.14	4216.67	3825.00	5933.33	5923.08	4833.33	5041.67	5017.31	4636.46	4392.86	4340.00	3985.71	4.93	(8.16)
Ebonyi	3523.57	3588.33	3533.93	3504.17	3570.83	4100.00	4183.33	3795.83	4105.37	4314.31	3741.67	3725.00	5750.00	5500.45	4650.00	4900.00	5041.67	4400.00	4508.33	3842.32	4000.00	(2.57)	4.10
Edo	3575.00	3750.00	3725.00	3987.50	3600.00	4000.00	4475.00	4366.67	4928.88	4755.14	4200.00	4116.67	5187.50	6000.00	4920.00	4936.36	4892.31	4280.00	3861.54	3896.88	4020.00	(18.46)	3.16
Ekiti	3500.00	3800.00	3800.00	3800.00	3594.00	4500.00	4500.00	3788.80	4024.16	3523.05	3500.00	3777.64	5400.00	5033.33	4800.00	4770.00	4800.00	4310.00	3950.00	4033.33	4000.00	(0.60)	(0.83)
Enugu	4012.50	3535.00	3508.33	3550.00	3800.00	4500.00	4937.50	3550.00	4549.78	4573.91	4850.00	4766.67	5725.00	5412.50	4730.00	4700.00	4700.00	4406.67	4150.00	3971.43	3970.00	(12.74)	(0.04)
Gombe	3500.00	3500.00	3500.00	3500.00	3500.00	4000.00	4500.00	3500.00	4638.32	3929.21	3800.00	3700.00	5333.33	5500.00	5033.33	5000.00	5000.00	5000.00	4800.67	4300.00	4000.00	(13.76)	(6.98)
Imo	3550.00	3566.67	3537.50	3583.33	3575.00	4333.33	4750.00	4550.00	4589.91	3944.31	3992.50	3998.00	5794.29	5340.00	5033.33	4875.00	5125.00	4760.00	4687.00	4162.50	4000.00	(12.85)	(3.90)
Jigawa	4666.67	4500.00	3995.00	4866.67	4833.33	4200.00	4566.67	4500.00	4805.06	5603.77	4750.00	5666.67	5166.67	5000.00	4800.00	4700.00	5000.00	4200.00	4200.55	4300.00	3900.00	(18.84)	(9.30)
Kaduna	3833.33	3600.00	3800.00	3850.00	3600.00	4000.00	4350.00	3700.00	3585.60	4213.13	4034.00	4000.00	5000.00	5333.33	4800.00	4880.00	5000.00	4166.67	4316.67	4233.33	3933.33	9.70	(7.09)
Kano	3650.00	3550.00	3685.00	3600.00	3650.00	4080.00	3825.00	4000.00	3837.40	4761.77	3825.00	4000.00	5250.00	4900.00	4650.00	4500.00	5000.00	4200.00	4100.00	4000.00	4033.33	5.11	0.83
Katsina	3562.50	3500.00	3515.87	3567.61	3518.06	4000.00	3826.67	3805.00	3505.58	4218.38	3555.56	3650.00	5972.22	4950.00	4714.29	4671.43	4600.00	4260.00	4016.67	3933.33	4020.00	14.67	2.20
Kebbi	3650.00	3500.00	3800.00	3625.00	3550.00	4000.00	4983.33	4025.00	3537.40	4740.74	3633.33	3650.00	5625.00	6000.00	4887.50	4833.33	5375.00	4400.00	4265.00	4250.00	4000.00	13.08	(5.88)
Kogi	3512.50	3583.33	3543.75	3550.00	3560.00	4000.00	4025.00	3980.00	3547.76	4059.08	3879.17	3990.00	5000.00	5000.00	4912.50	4825.00	4744.44	4325.00	4350.00	4287.50	3950.00	11.34	(7.87)
Kwara	3550.63	3522.50	3568.75	3591.43	3579.17	4000.00	4368.75	3839.38	3566.85	4346.31	3501.11	3842.78	5902.50	5500.00	4950.00	4550.00	4650.00	4300.00	4250.11	3625.00	3816.67	7.00	5.29
Lagos	3501.67	3527.50	3503.33	3700.00	3503.33	4000.00	3950.00	3675.00	3991.32	4709.50	3775.00	3941.56	5750.00	4797.22	4676.19	4610.53	4621.88	4333.33	3894.12	3578.95	3994.12	0.07	11.60
Nassarawa	3533.33	3525.00	3552.86	3514.29	3573.57	4000.00	3850.00	3507.50	3560.88	3936.00	3602.08	3624.40	5427.78	5375.00	5150.00	4928.57	5016.67	4680.00	4650.00	4220.00	3850.00	8.12	(8.77)
Niger	3516.67	3650.00	3500.00	3625.00	3566.67	4000.00	4928.57	3962.50	3653.60	4986.78	3875.00	4000.00	5650.00	5000.00	4962.50	4666.67	4800.00	4400.00	4300.32	4225.00	3910.00	7.02	(7.46)
Ogun	3504.17	3750.00	3741.67	3700.00	3850.00	4000.00	4275.00	4100.00	3834.60	4185.38	4100.00	4010.00	5030.00	4777.78	4636.36	4654.55	4800.00	4233.33	3981.25	4075.00	3856.25	0.56	(5.37)
Ondo	3500.00	3500.00	3500.00	3500.00	3587.20	3786.00	4500.00	3500.00	4619.99	4627.95	4482.00	3786.00	5900.00	4902.50	4808.33	4892.86	4911.11	4383.33	4343.75	4002.78	3929.17	(14.95)	(1.84)
Osun	3500.00	3595.45	3750.00	3500.00	3500.00	4000.00	4850.00	4000.00	4376.49	4168.06	4200.00	4300.00	5200.00	5233.33	4862.50	4900.00	4837.50	4282.50	4059.09	3711.11	3933.33	(10.13)	5.99
Oyo	3500.00	4000.00	3750.00	3500.00	3586.00	4000.00	3988.00	3800.00	4778.68	3820.32	3980.00	3988.00	5500.00	4322.22	5100.00	4581.25	4615.00	4118.75	3915.38	3462.50	3975.00	(16.82)	14.80
Plateau	3562.50	3875.00	3937.50	3762.50	4362.50	4133.33	4157.14	4070.00	4345.05	4654.06	4833.33	3560.00	5911.11	5100.00	4910.00	4750.00	4950.00	4680.00	4333.33	3880.00	3950.00	(9.09)	1.80
Rivers	3591.67	3575.00	3575.00	3550.00	3525.00	4000.00	4050.00	4358.33	3812.50	4724.33	4202.50	3787.50	5166.67	6000.00	4962.50	5000.00	5100.00	4725.00	4428.57	4253.33	3966.67	4.04	(6.74)
Sokoto	3500.00	3500.00	3500.00	3500.00	3525.00	4000.00	4300.00	4100.00	4651.55	4780.61	4325.00	3875.00	5800.00	5750.54	5200.00	5066.67	4983.33	4320.00	3900.21	4260.00	3962.50	(14.81)	(6.98)
Taraba	3500.00	3500.00	3500.00	3500.00	3500.00	4000.00	4850.00	3998.88	4362.92	4876.84	4000.00	3988.00	5833.33	5000.00	5100.00	5000.00	5000.00	4850.11	4400.98	3880.00	3950.00	(9.46)	1.80
Yobe	3675.00	3670.22	3968.77	3600.00	3537.50	4500.00	4850.00	3800.00	3524.55	4419.43	3562.50	3900.00	5125.00	6000.00	5500.00	4500.00	5125.00	4800.00	4600.22	4100.00	3950.00	12.07	(3.66)
Zamfara	3512.50	3625.00	3500.00	4000.00	4000.00	4000.00	4000.00	4000.00	4882.57	4612.61	3750.00	4475.00	5500.00	5000.00	4850.00	4500.00	4666.67	4600.00	4365.87	4000.00	4000.00	(18.08)	-
AVERAGE	3676.46	3674.48	3694.34	3746.28	3724.56	4091.38	4358.40	3978.09	4076.25	4435.17	4016.09	4071.63	5508.16	5345.87	4923.47	4830.22	4957.88	4474.91	4374.16	4042.85	3937.71	(3.40)	(2.60)
Month-on-Month													35.28	-2.95	-7.90	-1.89	2.64		-9.74	-2.25	-7.57	-2.60	
Year-on-Year													49.82	45.49	33.27	28.93	33.11		9.37	0.36	1.63	-3.40	

STATES WITH THE HIGHEST AVERAGE PRICES

Kano	4033.33
Edo, Katsina	4020.00
Ebonyi, Ekiti,	4000.00

STATES WITH THE LOWEST AVERAGE PRICES

Adamawa and Akwa	3800.00
Abia	3811.11
Kwara	3816.67

Methodology

Field work is done solely by over 700 NBS Staff in all States of the federation supported by supervisors who are monitored by internal and external observers.

Fuel Prices are collected across all the 774 local governments across all States and the FCT from over 10,000 respondents and locations and reflect actual prices households state they actually bought those fuels together with the prices reportedly sold by the fuel suppliers.

The average of all these prices is then reported for each state and the average for the country is the average for the state.

NBS audit team subsequently conducts randomly selected verification of prices recorded.

Acknowledgements/Contacts

Acknowledgements

We acknowledge our technical partners, Proshare in the design, concept and production of this publication.





Contact Us

 @nigerianstat

 NBSNigeria

 www.nigerianstat.gov.ng

 **Head Office Address**
Plot 762, Independence Avenue, Central
Business District, FCT, Abuja Nigeria.

 +234 803 386 5388

 feedback@nigerianstat.gov.ng