

Premium Motor Spirit (Petrol) Price Watch

(AUGUST 2017)

Report Date: September 2017

Data Source: National Bureau of Statistics (NBS)



NATIONAL BUREAU OF STATISTICS

Contents

Executive Summary.....	1
Average Petrol Prices Across States.....	2
Average Petrol Prices Across Zones – North Central.....	3
Average Petrol Prices Across Zones – North East.....	4
Average Petrol Prices Across Zones – North West.....	5
Average Petrol Prices Across Zones – South East	6
Average Petrol Prices Across Zones – South South	7
Average Petrol Prices Across Zones –South West.....	8
12 Months Average Prices	9
Appendix - Tables	10
Methodology	11
Acknowledgment and Contact	12

Executive Summary

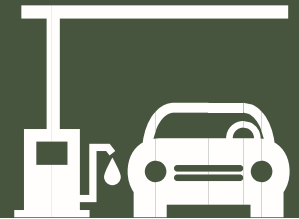
Average price paid by consumers for premium motor spirit (petrol) decreased by 1.9% year-on-year and by -2.5% month-on-month to N144.4 in August 2017 from N148.2 in July 2017.

States with the highest average price of premium motor spirit (petrol) were Plateau (N146.4), Rivers (N145.8) & Zamfara (N145.4).

States with the lowest average price of premium motor spirit (petrol) were Nasarawa (N143), Oyo (N143.2) and Lagos & Ondo (N143.3).

Premium Motor Spirit (Petrol) Price Watch – August 2017

Average PMS Prices Across States



Average

N144.4

State	Aug-17	YoY %	MoM %
Abia	144.7	-1.7	-1.6
Abuja	143.5	-1	-1
Adamawa	144	-0.7	-10
Akwa Ibom	144.6	-1	-0.3
Anambra	144.6	-3.3	-1.7
Bauchi	145	-1	-0.3
Bayelsa	144.8	-11.9	-0.2
Benue	143.5	-1	-9.8
Borno	144.5	0.5	-9.9
Cross River	143.4	-0.9	-1.1
Delta	144.7	-0.2	-0.2
Ebonyi	144.3	-2.4	-2.4
Edo	144.8	-0.1	-0.1
Ekiti	144.7	0	-0.2
Enugu	145	-3.3	-2.7
Gombe	144	-2.9	-5.7
Imo	143.4	-1.7	-2.7
Jigawa	143.9	-0.6	-1.2
Kaduna	144.8	-5	-0.2
Kano	144.2	-0.5	-0.5
Katsina	144.4	-0.1	-0.4
Kebbi	145	-5.4	0
Kogi	144.6	-6.7	-1.4
Kwara	145	0	-0.6
Lagos	143.3	-1.1	-1.4
Nasarawa	143	-7.4	-4.3
Niger	144.3	-1.7	-2.7
Ogun	143.5	-1	-1
Ondo	143.3	-1.1	-1.2
Osun	145	0.3	0
Oyo	143.2	-0.9	-2
Plateau	146.4	1.4	0.4
Rivers	145.8	-1.3	-0.1
Sokoto	145.3	-4.4	0.2
Taraba	145	1.2	-8
Yobe	145.3	-2.1	-14.6
Zamfara	145.4	0.5	-0.3

STATES WITH THE HIGHEST AVERAGE PRICES IN AUGUST 2017

PLATEAU

N146.4

RIVERS

N145.8

ZAMFARA

N145.4

STATES WITH THE LOWEST AVERAGE PRICES IN AUGUST 2017

LAGOS & ONDO

N143.3

OYO

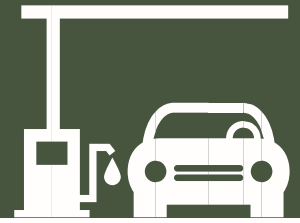
N143.2

NASARAWA

N143.0

Premium Motor Spirit (Petrol) Price Watch – August 2017

Average PMS Prices Across Zones - North Central



Average

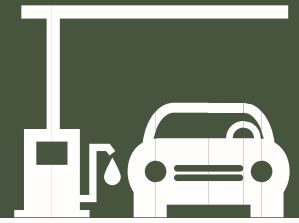
N144.3

State	Aug-17	YoY %	MoM %
Abuja	143.5	-1	-1
Benue	143.5	-1	-9.8
Kogi	144.6	-6.7	-1.4
Kwara	145	0	-0.6
Nasarawa	143	-7.4	-4.3
Niger	144.3	-1.7	-2.7
Plateau	146.4	1.4	0.4

Plateau State has the highest average price in the North Central Region for August 2017 while Nasarawa State has the least average price.

Premium Motor Spirit (Petrol) Price Watch – August 2017

Average PMS Prices Across Zones - North East



Average

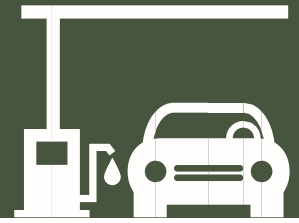
N144.6

State	Aug-17	YoY %	MoM %
Adamawa	144	-0.7	-10
Bauchi	145	-1	-0.3
Borno	144.5	0.5	-9.9
Gombe	144	-2.9	-5.7
Taraba	145	1.2	-8
Yobe	145.3	-2.1	-14.6

Yobe State has the highest average price in the North East Region for August 2017 while Adamawa & Gombe States have the least average price.

Premium Motor Spirit (Petrol) Price Watch – August 2017

Average PMS Prices Across Zones - North West



Average

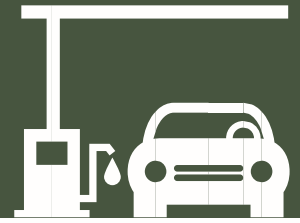
N144.7

State	Aug-17	YoY %	MoM %
Jigawa	143.9	-0.6	-1.2
Kaduna	144.8	-5	-0.2
Kano	144.2	-0.5	-0.5
Katsina	144.4	-0.1	-0.4
Kebbi	145	-5.4	0
Sokoto	145.3	-4.4	0.2
Zamfara	145.4	0.5	-0.3

Zamfara State has the highest average price in the North West Region for August 2017 while Jigawa State has the least average price.

Premium Motor Spirit (Petrol) Price Watch – August 2017

Average PMS Prices Across Zones - South East



Average

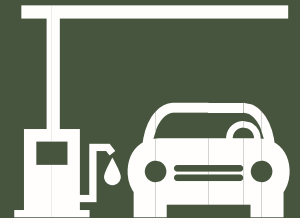
N144.4

State	Aug-17	YoY %	MoM %
Abia	144.7	-1.7	-1.6
Anambra	144.6	-3.3	-1.7
Ebonyi	144.3	-2.4	-2.4
Enugu	145	-3.3	-2.7
Imo	143.4	-1.7	-2.7

Enugu State has the highest average price in the South East Region for August 2017 while Imo State has the least average price.

Premium Motor Spirit (Petrol) Price Watch – August 2017

Average PMS Prices Across Zones - South South



Average

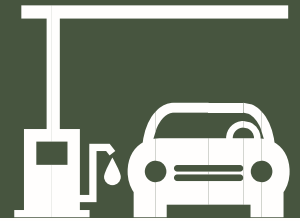
N144.7

State	Aug-17	YoY %	MoM %
Akwa Ibom	144.6	-1	-0.3
Bayelsa	144.8	-11.9	-0.2
Cross River	143.4	-0.9	-1.1
Delta	144.7	-0.2	-0.2
Edo	144.8	-0.1	-0.1
Rivers	145.8	-1.3	-0.1

Rivers State has the highest average price in the South South Region for August 2017 while Cross River State has the least average price.

Premium Motor Spirit (Petrol) Price Watch – August 2017

Average PMS Prices Across Zones - South West



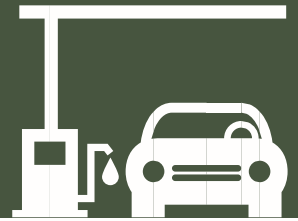
Average

N143.8

State	Aug-17	YoY %	MoM %
Ekiti	144.7	0	-0.2
Lagos	143.3	-1.1	-1.4
Ogun	143.5	-1	-1
Ondo	143.3	-1.1	-1.2
Osun	145	0.3	0
Oyo	143.2	-0.9	-2

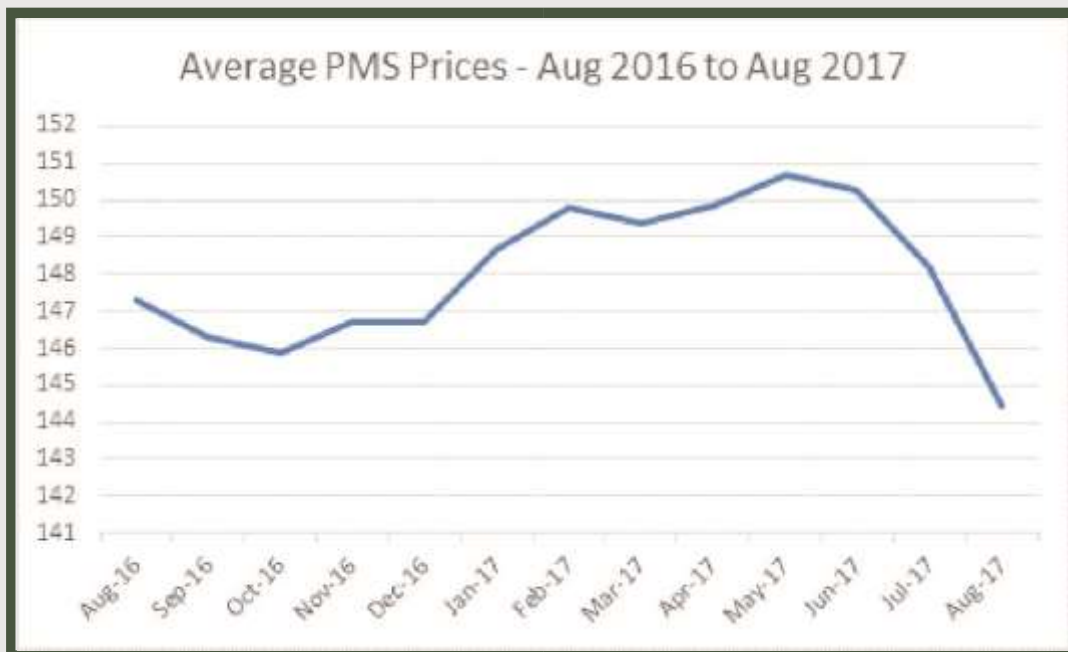
Osun State has the highest average price in the South West Regions for August 2017 while Oyo State has the least average price.

Premium Motor Spirit (Petrol) Price Watch – August 2017



12 Months Average Prices

Months	Average	YoY %	MoM %
Aug-16	147.3	40.9	-0.3
Sep-16	146.3	53.8	-0.6
Oct-16	145.9	56.1	-0.3
Nov-16	146.7	27.2	0.5
Dec-16	146.7	22.7	0.01
Jan-17	148.7	35.7	1.35
Feb-17	149.8	50.1	0.7
Mar-17	149.4	10.1	-0.3
Apr-17	149.9	-7.9	0.3
May-17	150.7	0.3	0.5
Jun-17	150.3	1.2	-0.3
Jul-17	148.2	0.3	-1.4
Aug-17	144.4	-1.90%	-2.50%



-1.9% Year-on-Year and -2.5% Month-on-Month

AVERAGE PETROL/ PREMIUM MOTOR SPIRIT

PRICES PER LITRE NGN May 2017

State	Jan-16	Feb-16	Mar-16	Apr-16	May-16	Jun-16	Jul-16	Aug-16	Sep-16	Oct-16	Nov-16	Dec-16	Jan-17	Feb-17	Mar-17	Apr-17	May-17	Jun-17	Jul-17	Aug-17	Year on Year % (Aug 2016-Aug 2017)	Month on Month % July 2017-Aug 2017
Abia	129.3	111.2	148.1	191.7	149.3	147.9	152.3	147.2	147.1	148.3	146.8	147.1	148.6	147.5	150.4	148.5	151.9	149.7	147.0	144.7	-1.7	-1.6
Abuja	99.6	92.7	104.9	107	143	145	145	145	143.3	146.3	144.6	145	144.2	145.0	145.0	145.0	145.0	145.0	145.0	143.5	-1.0	-1.0
Adamawa	93.9	111.7	133.9	138.9	145	156.7	145	145	145	145	146.3	145	145	145.0	153.3	156.7	160.0	162.5	160.0	144.0	-0.7	-10.0
Akwa Ibom	120	102.5	148	180	146.3	145.7	137.8	146	142.5	146.3	145.9	143.8	145.9	150.0	149.3	147.5	149.4	149.6	145.0	144.6	-1.0	-0.3
Anambra	139.8	100.4	136.5	193.9	147.1	145.9	147.3	149.6	144.5	145.9	145.2	147.9	145.7	147.3	148.0	147.7	147.9	148.3	147.1	144.6	-3.3	-1.7
Beuchi	117.3	94.2	156.7	128.6	151.3	145	145.1	146.4	146.7	145	148.9	147.2	149.2	148.9	147.8	150.5	147.5	152.5	145.4	145.0	-1.0	-0.3
Bayelsa	96.1	120.1	146	186.3	161.7	151.1	165.7	164.3	147.2	147.3	146	151.5	153.3	155.0	161.3	159.1	153.5	160.4	145.0	144.8	-11.9	-0.2
Benue	111.7	104.8	131.7	134.5	161.3	146	148.3	145	146.4	145.9	148.7	145	145.5	157.5	152.5	155.0	158.2	151.3	159.1	143.5	-1.0	-9.8
Borno	96.4	87.9	87	179.3	151.1	173	144.3	143.8	148.5	147.2	144	145	164.1	157.1	151.0	160.5	160.0	152.9	160.5	144.5	0.5	-9.9
Cross River	115.1	116.7	160.4	167.8	157.5	151.7	152.1	144.6	154.6	146.4	150.4	148.8	145	150.9	148.1	147.8	149.6	148.4	145.0	143.4	-0.9	-1.1
Delta	98.5	87.5	132.1	178.1	147.9	145.6	144.8	144.9	143.7	144.6	145.9	144.8	145.4	144.8	145.0	145.9	145.0	145.8	145.0	144.7	-0.2	-0.2
Ebonyi	131.1	104.5	155	166.4	165	151.7	147.1	147.9	147.6	147	147.2	148.6	156.5	156.7	152.1	152.5	152.5	156.4	147.9	144.3	-2.4	-2.4
Edo	100.3	86.5	129.7	194.3	146.3	145	145	145	145	145	145	145.5	147	148.1	149.6	150.3	145.3	145.0	145.0	144.8	-0.1	-0.1
Ekiti	106.1	96.6	127.5	201.8	156.4	145.3	145.2	144.7	144.6	145	144.9	144.9	144.6	145.0	145.0	145.0	145.0	145.0	145.0	144.7	0.0	-0.2
Enugu	128.3	101.4	144.6	178.1	149.4	150.4	145.5	150	148.7	145.8	147.1	150	148.3	150.1	154.5	152.9	152.0	154.5	149.0	145.0	-3.3	-2.7
Gombe	99.9	97.4	151.7	181.1	149.4	149.4	145	148.3	145.6	144.7	145	145	145	145.0	145.0	152.7	172.5	167.5	152.7	144.0	-2.9	-5.7
Imo	131	101.2	144	201.5	147.2	146.1	145.9	145.9	146.1	145.9	145.9	145.7	144.6	149.1	149.5	148.9	148.8	147.6	147.4	143.4	-1.7	-2.7
Jigawa	104.7	98.8	143.1	170.6	145.3	145.4	145	144.7	144.5	146.5	144.3	144.5	151	147.9	148.3	145.6	147.3	145.8	145.7	143.9	-0.6	-1.2
Kaduna	95.7	90.6	139.8	146.3	144.6	145.6	141	152.3	151.8	145.9	147.6	145	148.3	145.6	153.9	145.0	148.7	148.8	145.0	144.8	-5.0	-0.2
Kano	99.1	90.4	114.3	165.1	145	145	144.6	145	145	146	145.6	148.5	145.8	145.0	145.0	147.9	145.4	145.3	145.0	144.2	-0.5	-0.5
Katsina	95.5	88	155.6	129.4	148.4	144.9	144.8	144.5	144.7	144.8	143.8	145.5	147.8	145.6	145.9	145.8	145.0	150.3	145.0	144.4	-0.1	-0.4
Kebbi	117.1	111.8	139.8	165.1	147.3	151	151.8	153.2	148	146.6	149.3	151.5	146.9	154.4	153.8	160.5	157.9	157.1	145.0	145.0	-5.4	0.0
Kogi	117.1	111.3	148.5	181	148.5	148.9	146	155	150.4	147.3	146.5	150	144.7	152.0	154.0	146.5	148.9	148.9	146.7	144.6	-6.7	-1.4
Kwara	111.6	98.8	134.3	189.6	156.7	151.9	148.8	145	146.5	145	149.1	151.6	145.1	145.7	145.0	148.8	153.0	145.5	145.9	145.0	0.0	-0.6
Lagos	91.1	87	90.1	91.6	144.8	145	145	145	144.3	144.9	144.3	144.3	152.1	144.9	147.5	147.9	145.0	145.7	145.3	143.3	-1.1	-1.4
Nassarawa	120.5	99.1	166.7	171	168.6	151.7	155.4	154.4	147	148.5	148.6	150	145.1	147.0	145.9	149.7	148.1	146.1	149.4	143.0	-7.4	-4.3
Niger	111.3	94	111.6	150.9	145	145	145.6	146.8	146.3	145.9	146.4	146.7	147	145.5	149.4	147.0	145.6	148.7	148.4	144.3	-1.7	-2.7
Ogun	92.5	86.5	115	163.5	145.9	145	145.3	145	144.3	145	145	145.9	152	145.0	144.9	145.0	145.0	145.0	145.0	143.5	-1.0	-1.0
Ondo	120.1	102.8	124.5	185.5	146.2	145.6	144.9	144.9	144.5	144.9	144.9	145	155	145.1	146.3	145.1	145.3	145.3	145.0	143.3	-1.1	-1.2
Osun	100.5	89.7	109.8	193.9	145.3	145	143.7	144.6	143.4	144.3	144.6	144.4	156.1	144.7	145.0	145.0	145.0	145.0	145.0	145.0	0.3	0.0
Oyo	91.5	87.2	111.1	113.7	145.2	144.9	144.1	144.5	144.7	145.3	144.4	143.9	161	145.1	145.7	145.3	145.3	145.5	146.1	143.2	-0.9	-2.0
Plateau	147.5	93.1	123.5	133.4	145	148.8	145	144.4	146.4	144.5	145	145	146.1	147.9	149.6	146.5	145.6	148.5	145.8	146.4	1.4	0.4
Rivers	102.5	106.7	133.7	174.3	150	148.5	151.5	147.7	147.3	146.9	147	145.1	145	151.1	151.3	149.6	157.4	145.6	146.0	145.8	-1.3	-0.1
Sokoto	110.5	111.8	160	168.3	147.1	145	145	151.9	145	145	145	146.4	155	162.1	152.9	150.0	157.9	150.7	145.0	145.3	-4.4	0.2
Terabe	110.7	111.7	153.3	117.1	161.1	160	161.8	143.3	146.5	145.7	150.8	150	146.9	161.7	148.0	158.6	162.0	156.3	157.7	145.0	1.2	-8.0
Yobe	96.8	111.9	145.1	183.8	164.1	151.3	145	148.3	151.7	150	162	148.8	147	177.0	161.7	158.3	156.4	168.0	170.0	145.3	-2.1	-14.6
Zamfara	91.6	90	143.1	114.5	145	144.5	145	144.7	145.3	145.5	145.5	145.3	145.7	146.4	147.0	145.3	146.8	146.3	145.9	145.4	0.5	-0.3
AVERAGE	109.6	94.8	135.7	161.8	150.3	148.5	147.7	147.3	146.3	145.4	148.7	148.3	148.7	149.8	149.4	149.9	150.7	150.1	148.1	144.4	-1.8	-1.4
Year on Year	5.7	7.3	30.7	56.4	27	32.5	37.6	40.9	53.8	56.1	27.2	22.7	35.7	50.1	10.1	-7.9	0.3	1.2	0.3			
Month on Month	-8.4	-9	36	20	-7.7	-1.2	-0.6	-0.3	-0.6	-0.3	0.5	0.01	1.39	0.7	-0.3	0.3	0.5	-0.3	-1.4			

STATES WITH THE HIGHEST AVERAGE PRICES

Plateau	146.40
Rivers	145.84
Zamfara	145.37

STATES WITH THE LOWEST AVERAGE PRICES

Ondo	143.31
Oyo	143.19
Nassarawa	143.00

Methodology

Field work is done solely by over 700 NBS Staff in all States of the federation supported by supervisors who are monitored by internal and external observers.

Fuel Prices are collected across all the 774 local governments across all States and the FCT from over 10,000 respondents and locations and reflect actual prices households state they actually bought those fuels together with the prices reportedly sold by the fuel suppliers.

The average of all these prices is then reported for each state and the average for the country is the average for the state.

NBS audit team subsequently conducts randomly selected verification of prices recorded.

Acknowledgements/Contacts

Acknowledgements

We acknowledge our technical partners, Proshare in the design, concept and production of this publication.





Contact Us

 @nigerianstat

 NBSNigeria

 www.nigerianstat.gov.ng

 **Head Office Address**
Plot 762, Independence Avenue, Central
Business District, FCT, Abuja Nigeria.

 +234 803 386 5388

 feedback@nigerianstat.gov.ng