

# National Household Kerosene Price Watch

---

(AUGUST 2017)

Report Date: September 2017

*Data Source: National Bureau of Statistics (NBS)*



NATIONAL BUREAU OF STATISTICS

# Contents

Executive Summary.....	1
Average kerosene Prices per litre Across States.....	2
Average kerosene Prices per litre Across Zones – North Central.....	3
Average kerosene Prices per litre Across Zones – North East.....	4
Average kerosene Prices per litre Across Zones – North West.....	5
Average kerosene Prices per litre Across Zones – South East	6
Average kerosene Prices per litre Across Zones – South South.....	7
Average kerosene Prices per litre Across Zones –South West.....	8
12 Months Average Prices per litre .....	9
Average kerosene Prices per gallon Across States	10
Average kerosene Prices per gallon Across Zones – North Central.....	11
Average kerosene Prices per gallon Across Zones – North East	12
Average kerosene Prices per gallon Across Zones – North West	13
Average kerosene Prices per gallon Across Zones – South East	14
Average kerosene Prices per gallon Across Zones – South South.....	15
Average kerosene Prices per gallon Across Zones –South West.....	16
12 Months Average Prices per gallon.....	17
Appendix - Tables .....	18
Methodology .....	20
Acknowledgment and Contact .....	21

# Executive Summary

Average price per litre paid by consumers for National Household Kerosene decreased by 19.60% month-on-month and by 24.37% year-on-year to N225.52 in August 2017 from N280.49 in July 2017.

States with the highest average price per litre of kerosene were Ogun (N285.00), Plateau (N281.66) & Kogi (274.71).

States with the lowest average price per litre of kerosene were Rivers (N181.59), Yobe (N197.62) and Osun (N197.92).

Similarly, average price per gallon paid by consumers for National Household Kerosene decreased by 0.49% month-on-month and by -7.66% year-on-year to N978.10 in August 2017 from N982.90 in July 2017

States with the highest average price per gallon of kerosene were Yobe (N1,253.33), Gombe (N1,184.62) & Niger (1,127).

States with the lowest average price per litre of kerosene were Rivers (N832.78), Benue (N782) and Abia (N781.09).

# National Household Kerosene Price Watch - August 2017



## Average kerosene Prices per litre Across States

Average

# N225.52

State	Aug-17	YoY %	MoM %
Abia	201	-40.83	-35.74
Abuja	210.67	-33.47	-15.73
Adamawa	223.75	-10.5	-10.5
Akwa Ibom	252.78	-21.55	-8.54
Anambra	222.67	-17.19	-22.33
Bauchi	217.96	-18.26	-24.73
Bayelsa	222.71	-17.06	-32.95
Benue	226.66	-6.21	-18.81
Borno	208.33	-35.48	-26.11
Cross River	212.5	-32	-22.47
Delta	223.33	-31.42	-21.51
Ebonyi	218.57	-34.43	-19.83
Edo	225.42	-29.16	-25.81
Ekiti	211.11	-29.43	-27.83
Enugu	233.97	-27.85	-23.6
Gombe	226.67	-12.26	-18.15
Imo	227.33	-38.31	-33
Jigawa	214.62	-21.96	-15.88
Kaduna	220	-24.86	-11.67
Kano	216.67	-42.13	-11.52
Katsina	227.78	2.1	-8.45
Kebbi	218.89	-31.72	-17.23
Kogi	274.71	-4.77	0.6
Kwara	231.25	-5.4	-10.07
Lagos	258.23	-8.58	-10.9
Nassarawa	214.29	-22.29	-21.4
Niger	206.67	-28.12	-24.08
Ogun	285	-10.81	-3.21
Ondo	244.21	-20.69	-16.27
Osun	197.92	-31.36	-30.96
Oyo	241.67	-7.55	-2.57
Plateau	281.66	-3.98	-8.03
Rivers	181.59	-37.74	-37.42
Sokoto	202.78	-30.92	3.86
Taraba	236.11	-35.87	-33.03
Yobe	197.62	-36.99	-38.67
Zamfara	227.22	-22.65	-10.89

### STATES WITH THE HIGHEST AVERAGE PRICES IN AUGUST 2017

OGUN

**N334.52**

PLATEAU

**N323.81**

KOGI

**N321.67**

### STATES WITH THE LOWEST AVERAGE PRICES IN AUGUST 2017

OSUN

**N273.96**

YOBE

**N271.15**

RIVERS

**N261.90**

# National Household Kerosene Price Watch - August 2017



## Average kerosene Prices per litre Across Zones North Central

Average

**N235.13**

State	Aug-17	YoY %	MoM %
Abuja	210.67	-33.47	-15.73
Benue	226.66	-6.21	-18.81
Kogi	274.71	-4.77	0.6
Kwara	231.25	-5.4	-10.07
Nassarawa	214.29	-22.29	-21.4
Niger	206.67	-28.12	-24.08
Plateau	281.66	-3.98	-8.03

Plateau State has the highest average price in the North Central Region for August 2017 while Niger State has the least average price.

# National Household Kerosene Price Watch - August 2017



## Average kerosene Prices per litre Across Zones North East

Average

**N218.41**

State	Aug-17	YoY %	MoM %
Adamawa	223.75	-10.5	-10.5
Bauchi	217.96	-18.26	-24.73
Borno	208.33	-35.48	-26.11
Gombe	226.67	-12.26	-18.15
Taraba	236.11	-35.87	-33.03
Yobe	197.62	-36.99	-38.67

Taraba State has the highest average price in the North East Region for August 2017 while Yobe State has the least average price.

# National Household Kerosene Price Watch - August 2017



## Average kerosene Prices per litre Across Zones North West

Average

**N218.28**

State	Aug-17	YoY %	MoM %
Jigawa	214.62	-21.96	-15.88
Kaduna	220	-24.86	-11.67
Kano	216.67	-42.13	-11.52
Katsina	227.78	2.1	-8.45
Kebbi	218.89	-31.72	-17.23
Sokoto	202.78	-30.92	3.86
Zamfara	227.22	-22.65	-10.89

Katsina State has the highest average price in the North West Region for August 2017 while Sokoto State has the least average price.

# National Household Kerosene Price Watch - August 2017



## Average kerosene Prices per litre Across Zones South East

Average

**N220.71**

State	Aug-17	YoY %	MoM %
Abia	201	-40.83	-35.74
Anambra	222.67	-17.19	-22.33
Ebonyi	218.57	-34.43	-19.83
Enugu	233.97	-27.85	-23.6
Imo	227.33	-38.31	-33

Enugu State has the highest average price in the South East Region for August 2017 while Abia State has the least average price.



# National Household Kerosene Price Watch - August 2017



## Average kerosene Prices per litre Across Zones South South

Average

**N219.75**

State	Aug-17	YoY %	MoM %
Akwa Ibom	252.78	-21.55	-8.54
Bayelsa	222.71	-17.06	-32.95
Cross River	212.5	-32	-22.47
Delta	223.33	-31.42	-21.51
Edo	225.42	-29.16	-25.81
Rivers	181.59	-37.74	-37.42

Akwa Ibom State has the highest average price in the South South Region for August 2017 while Rivers State has the least average price.

# National Household Kerosene Price Watch - August 2017



## Average kerosene Prices per litre Across Zones South West

Average

**N239.69**

State	Aug-17	YoY %	MoM %
Ekiti	211.11	-29.43	-27.83
Lagos	258.23	-8.58	-10.9
Ogun	285	-10.81	-3.21
Ondo	244.21	-20.69	-16.27
Osun	197.92	-31.36	-30.96
Oyo	241.67	-7.55	-2.57

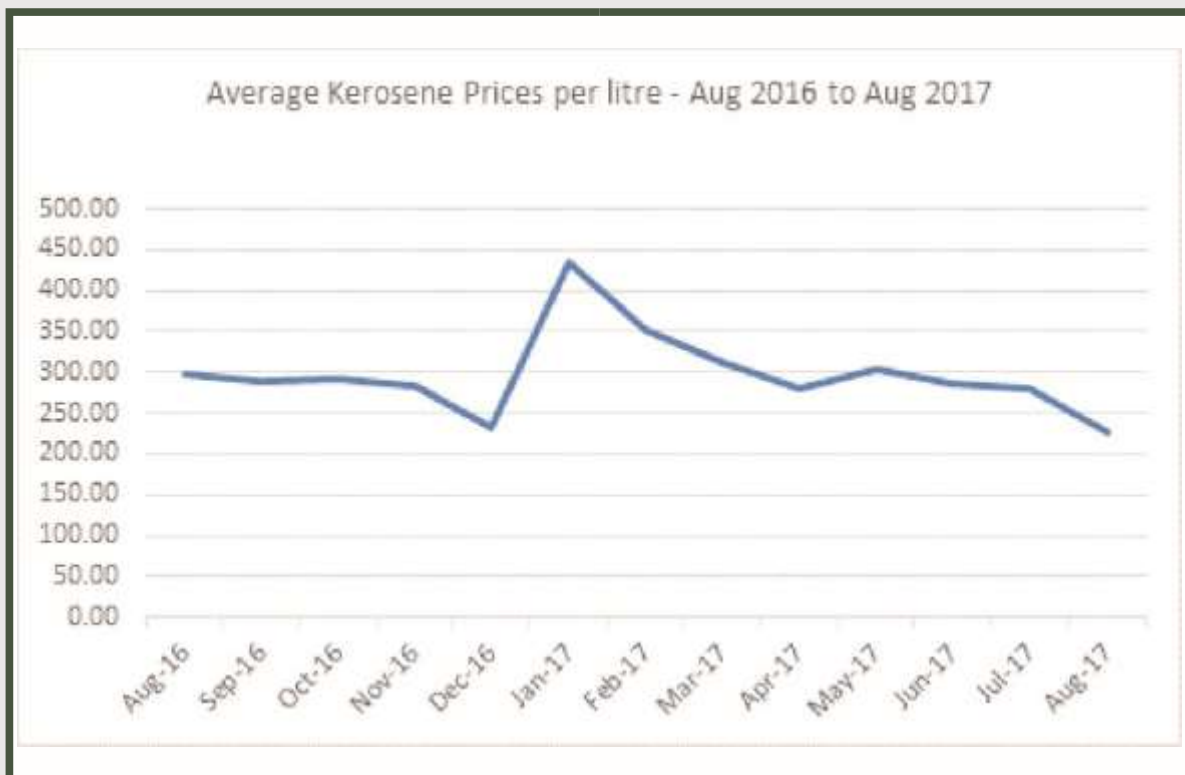
Ogun State has the highest average price in the South West Region for August 2017 while Osun State has the least average price.

# National Household Kerosene Price Watch - August 2017



## 12 Months Average Prices per litre

Months	Average	MoM %	YoY %
Aug-16	298.19	-3.9	40.29
Sep-16	288.68	-3.19	21.11
Oct-16	292.73	1.4	29.27
Nov-16	282.86	-3.37	23.29
Dec-16	231.85	-18.03	-11.23
Jan-17	433.84	87.12	93.19
Feb-17	352.42	-18.77	31.34
Mar-17	311.56	-11.59	39.5
Apr-17	280.8	-9.87	25.77
May-17	303.29	8.01	30.49
Jun-17	287.27	-5.28	20.96
Jul-17	280.49	-2.36	-9.6
Aug-17	225.52	-19.6	-24.37



-24.37% Year-on-Year and -19.60 % Month-on-Month

# National Household Kerosene Price Watch - August 2017



## Average kerosene Prices per gallon Across States

Average

# N978.10

State	Aug-17	YoY %	MoM %
Abia	781.09	-18.39	-18.39
Abuja	836.25	-8.71	-8.71
Adamawa	1011.25	-8.33	-8.33
Akwa Ibom	916.25	-6.39	-6.39
Anambra	861.67	-7.68	-7.68
Bauchi	975	-3.07	-3.07
Bayelsa	1003.85	-5.52	-5.52
Benue	782	-21.8	-21.8
Borno	1064.29	-0.74	-0.74
Cross River	1078.42	3.61	3.61
Delta	929.29	-4.26	-4.26
Ebonyi	870	-12.95	-12.95
Edo	917	-14.41	-14.41
Ekiti	1059.38	-9.07	-9.07
Enugu	875.22	-11.68	-11.68
Gombe	1184.62	-5.61	-5.61
Imo	884.77	-17.6	-17.6
Jigawa	1086.67	-0.24	-0.24
Kaduna	928.57	-15.86	-15.86
Kano	1042.86	-10.81	-10.81
Katsina	1038	-9.44	-9.44
Kebbi	1053.57	-8.83	-8.83
Kogi	1031.25	-1.36	-1.36
Kwara	893	-13.13	-13.13
Lagos	938.89	-9.72	-9.72
Nassarawa	1104.17	-9.25	-9.25
Niger	1127	8.47	8.47
Ogun	917.5	-12.32	-12.32
Ondo	1020	-5.73	-5.73
Osun	1016.76	1.8	1.8
Oyo	934.41	-3.59	-3.59
Plateau	1050	-4.11	-4.11
Rivers	832.78	-18.29	-18.29
Sokoto	1114.29	2.07	2.07
Taraba	942.31	-15.11	-15.11
Yobe	1253.33	13.01	13.01
Zamfara	833.89	-19.82	-19.82

### STATES WITH THE HIGHEST AVERAGE PRICES IN AUGUST 2017

YOBE **N1,253.33**

GOMBE **N1,184.62**

NIGER **N1,127.00**

### STATES WITH THE LOWEST AVERAGE PRICES IN AUGUST 2017

RIVERS **N832.78**

BENUE **N782.00**

ABIA **N781.09**

# National Household Kerosene Price Watch - August 2017



## Average kerosene Prices per gallon Across Zones North Central

Average

**N974.81**

State	Aug-17	YoY %	MoM %
Abuja	836.25	-8.71	-8.71
Benue	782	-21.8	-21.8
Kogi	1031.25	-1.36	-1.36
Kwara	893	-13.13	-13.13
Nassarawa	1104.17	-9.25	-9.25
Niger	1127	8.47	8.47
Plateau	1050	-4.11	-4.11

Niger State has the highest average price per gallon in the North Central Region for August 2017 while Benue has the least average price.

# National Household Kerosene Price Watch - August 2017



## Average kerosene Prices per gallon Across Zones North East

Average

**N1,071.80**

State	Aug-17	YoY %	MoM %
Adamawa	1011.25	-8.33	-8.33
Bauchi	975	-3.07	-3.07
Borno	1064.29	-0.74	-0.74
Gombe	1184.62	-5.61	-5.61
Taraba	942.31	-15.11	-15.11
Yobe	1253.33	13.01	13.01

Yobe State has the highest average price per gallon in the North East Region for August 2017 while Taraba State has the least average price.

# National Household Kerosene Price Watch - August 2017



## Average kerosene Prices per gallon Across Zones North West

Average

**N1,013.98**

State	Aug-17	YoY %	MoM %
Jigawa	1086.67	-0.24	-0.24
Kaduna	928.57	-15.86	-15.86
Kano	1042.86	-10.81	-10.81
Katsina	1038	-9.44	-9.44
Kebbi	1053.57	-8.83	-8.83
Sokoto	1114.29	2.07	2.07
Zamfara	833.89	-19.82	-19.82

Sokoto State has the highest average price per gallon in the North West Region for August 2017 while Zamfara State has the least average price.

# National Household Kerosene Price Watch - August 2017



## Average kerosene Prices per gallon Across Zones South East

Average

**N854.55**

State	Aug-17	YoY %	MoM %
Abia	781.09	-18.39	-18.39
Anambra	861.67	-7.68	-7.68
Ebonyi	870	-12.95	-12.95
Enugu	875.22	-11.68	-11.68
Imo	884.77	-17.6	-17.6

Imo State has the highest average price per gallon in the South East Region for August 2017 while Abia State has the least average price.



# National Household Kerosene Price Watch - August 2017



## Average kerosene Prices per gallon Across Zones South South

Average

**N946.26**

State	Aug-17	YoY %	MoM %
Akwa Ibom	916.25	-6.39	-6.39
Bayelsa	1003.85	-5.52	-5.52
Cross River	1078.42	3.61	3.61
Delta	929.29	-4.26	-4.26
Edo	917	-14.41	-14.41
Rivers	832.78	-18.29	-18.29

Cross River State has the highest average price per gallon in the South South Region for August 2017 while Rivers State has the least average price.

# National Household Kerosene Price Watch - August 2017



## Average kerosene Prices per gallon Across Zones South West

Average

**N981.16**

State	Aug-17	YoY %	MoM %
Ekiti	1059.38	-9.07	-9.07
Lagos	938.89	-9.72	-9.72
Ogun	917.5	-12.32	-12.32
Ondo	1020	-5.73	-5.73
Osun	1016.76	1.8	1.8
Oyo	934.41	-3.59	-3.59

Ekiti State has the highest average price per gallon in the South West Region for August 2017 while Ogun State has the least average price.

# National Household Kerosene Price Watch - August 2017



## 12 Months Average Prices per gallon

Months	Average	MoM %	YoY %
Aug-16	1059.19	4.3	55.85
Sep-16	1164.05	9.9	50.14
Oct-16	955.42	-17.92	33.48
Nov-16	816.46	-14.54	11.92
Dec-16	1032.59	26.47	27.51
Jan-17	1434.44	38.92	101.8
Feb-17	1366.08	-4.77	81.92
Mar-17	1172.78	-14.15	53.84
Apr-17	1153.12	-1.68	71.09
May-17	1036.71	-10.1	45.11
Jun-17	995.07	-4.02	37.38
Jul-17	982.9	-1.22	-3.21
Aug-17	978.1	-0.49%	-7.66%



-7.66% Year-on-Year and -0.49% Month-on-Month



**AVERAGE HOUSEHOLD KEROSENE (KEROSENE )**

**PRICES**

**GALLON OF 4.5LITRES PRICE NGN**

STATE	Jan-16	Feb-16	Mar-16	Apr-16	May-16	Jun-16	Jul-16	Aug-16	Sep-16	Oct-16	Nov-16	Dec-16	Jan-17	Feb-17	Mar-17	Apr-17	May-17	Jun-17	Jul-17	Aug-17	Year on Year % (Aug 2016-Aug 2017)	Month on Month % July 2017-Aug 2017
	Abia	611.29	716.25	647.33	517.94	529.44	777.69	1038.18	957.06	1227.14	835.86	872.00	1012.50	1333.82	1147.65	1095.67	1028.57	964.38	877.50	839.23	781.09	-18.39
Abuja	712.50	754.00	662.00	640.00	619.00	657.50	946.00	916.00	1178.57	880.00	814.25	1043.75	1556.00	1300.00	1257.00	1000.00	902.00	780.00	870.00	836.25	-8.71	-8.71
Adamawa	766.67	905.00	912.59	800.00	916.67	821.43	906.36	1103.13	1181.82	1155.56	873.18	989.29	1250.00	1425.00	1283.33	1124.36	1212.50	1128.57	1066.67	1011.25	-8.33	-8.33
Akwa Ibom	600.42	627.08	571.00	539.09	605.42	661.43	888.50	978.75	1254.17	882.50	815.56	1010.42	1386.67	1636.36	1132.08	1191.22	920.42	884.17	870.83	916.25	-6.39	-6.39
Anambra	624.29	761.70	643.83	583.33	634.13	747.67	954.33	933.33	1282.14	857.71	868.95	1014.33	1681.36	1068.18	1000.91	1166.64	915.77	945.63	889.33	861.67	-7.68	-7.68
Bauchi	705.00	687.50	735.00	725.00	560.00	900.00	825.00	1005.83	1150.00	895.00	778.57	1028.75	1276.88	1283.33	1170.00	1201.85	1010.00	971.85	975.00	975.00	-3.07	-3.07
Bayelsa	1030.00	1140.00	887.50	1000.00	862.50	940.00	1311.11	1062.50	1150.00	981.11	766.67	1045.00	1333.33	1550.00	1132.50	1133.00	1137.69	1024.62	927.08	1003.85	-5.52	-5.52
Benue	652.50	804.00	652.86	711.67	798.33	617.50	986.25	1000.00	1175.00	889.00	752.78	990.00	1294.44	1309.38	1250.00	1229.17	1156.67	980.00	756.67	782.00	-21.80	-21.80
Borno	841.67	750.00	2650.00	840.00	1505.56	1505.56	1346.00	1072.22	1165.00	1085.71	705.56	981.82	1515.33	1395.00	1338.89	1225.00	1208.33	1165.00	1112.50	1064.29	-0.74	-0.74
Cross River	583.85	627.86	650.00	565.42	597.92	701.92	1184.50	1040.83	1169.23	918.18	750.31	1017.93	1302.00	1573.08	1190.00	1157.24	943.85	940.00	1010.69	1078.42	3.61	3.61
Delta	601.82	692.50	617.33	623.85	658.18	720.00	938.21	970.63	1134.62	880.27	761.25	1002.31	1432.69	1588.75	1110.45	1123.75	962.50	892.69	895.00	929.29	-4.26	-4.26
Ebonyi	646.74	584.75	626.43	600.00	566.67	708.33	964.17	999.40	1191.67	858.00	880.00	938.33	1488.67	1080.00	967.86	1185.00	948.33	904.71	889.29	870.00	-12.95	-12.95
Edo	808.33	706.67	689.67	577.27	570.56	569.00	954.09	1071.36	1180.77	1015.36	802.92	1000.91	1471.05	1538.24	1228.75	1154.46	1035.71	903.33	1012.33	917.00	-14.41	-14.41
Ekiti	718.50	861.11	723.64	674.50	688.75	966.67	1144.00	1165.00	1084.21	1120.00	900.00	1141.67	1375.00	1500.00	1143.33	1157.29	1153.13	1113.16	1136.84	1059.38	-9.07	-9.07
Enugu	667.95	711.40	647.10	593.80	571.20	792.38	966.79	990.95	1192.83	952.75	869.25	1022.27	1327.69	1120.59	1042.38	1142.13	964.57	938.89	875.77	875.22	-11.68	-11.68
Gombe	787.50	856.25	763.64	750.00	794.58	794.58	1000.00	1255.00	1100.00	1000.00	890.00	1116.67	1535.71	1400.00	1135.71	1177.64	1060.00	1093.33	1120.83	1184.62	-5.61	-5.61
Imo	644.76	702.60	674.05	581.50	589.72	590.00	942.05	1073.72	1208.57	926.90	876.82	1011.67	1454.17	1145.88	1074.72	1121.28	989.69	958.30	877.27	884.77	-17.60	-17.60
Jigawa	790.00	731.11	711.54	698.13	683.33	698.00	986.15	1089.33	1125.00	1000.00	783.33	1073.33	1438.89	1359.09	1240.71	1147.22	1060.71	1050.00	1085.71	1086.67	-0.24	-0.24
Kaduna	703.33	753.33	608.82	643.75	925.33	680.71	993.75	1103.57	1170.83	985.88	805.26	1015.71	1352.27	1158.42	1144.00	1163.54	930.00	967.65	996.88	928.57	-15.86	-15.86
Kano	719.38	778.67	699.23	1129.33	1107.33	819.29	1025.00	1169.23	1100.00	960.71	807.00	1080.77	1387.83	1431.82	1240.00	1162.22	1057.14	1046.67	1143.57	1042.86	-10.81	-10.81
Katsina	714.29	620.00	655.83	576.67	594.29	503.00	969.44	1146.15	1165.38	863.33	795.83	1029.17	1493.89	1295.83	1312.31	1178.21	1030.77	1038.57	1022.50	1038.00	-9.44	-9.44
Kebbi	791.30	823.91	868.42	828.57	820.00	943.75	1325.17	1155.56	1141.67	1011.76	716.67	1043.75	1268.75	1687.50	1376.92	1180.21	947.22	1096.43	1193.75	1053.57	-8.83	-8.83
Kogi	656.43	607.50	606.88	702.22	1024.63	581.11	840.00	1045.45	1166.67	887.50	825.00	1005.71	1476.92	1209.17	1146.36	1159.61	1034.74	1025.45	826.92	1031.25	-1.36	-1.36
Kwara	690.00	724.00	650.71	633.33	600.00	585.50	1023.33	1028.00	1162.50	1120.26	849.17	969.00	1384.71	1183.75	1088.57	1040.00	970.42	935.00	812.14	893.00	-13.13	-13.13
Lagos	658.68	718.89	662.78	496.19	488.33	500.53	1061.43	1040.00	1094.44	1028.13	881.05	1152.78	1468.53	1510.56	1242.50	1155.37	1112.22	975.00	997.22	938.89	-9.72	-9.72
Nassarawa	751.25	788.00	685.00	680.00	640.00	657.69	923.08	1216.67	1215.63	940.91	795.45	995.09	1449.05	1263.00	1220.56	1227.82	1108.93	952.92	1107.31	1104.17	-9.25	-9.25
Niger	704.29	792.86	721.11	590.00	692.22	683.75	932.22	1039.00	1159.09	935.00	816.67	940.00	1700.00	1310.00	1218.89	1211.82	1088.89	1144.44	1170.00	1127.00	8.47	8.47
Ogun	690.00	737.22	726.79	622.00	892.22	593.75	1044.62	1046.44	1137.50	952.14	863.68	1080.77	1182.14	1476.92	1017.50	1154.55	1070.91	1015.63	910.50	917.50	-12.32	-12.32
Ondo	627.33	722.78	661.32	534.47	553.18	572.11	956.67	1081.97	1133.33	911.11	843.57	989.33	1242.86	1384.71	1168.24	1139.89	1061.79	1048.53	1001.84	1020.00	-5.73	-5.73
Osun	656.25	781.18	674.29	528.67	533.03	524.14	1038.61	998.82	1122.11	964.41	897.06	1051.18	1443.75	1468.53	1109.09	1103.22	963.22	905.78	961.58	1016.76	1.80	1.80
Oyo	678.85	693.50	685.00	529.62	500.77	516.54	1113.75	969.21	1140.28	931.18	910.83	1012.94	1700.00	1449.05	996.67	1095.58	948.33	982.63	962.19	934.41	-3.59	-3.59
Plateau	730.00	858.33	750.00	685.71	677.50	631.25	1073.08	1095.00	1157.14	956.25	764.29	1077.78	1211.11	1357.14	1257.14	1086.50	1105.56	1012.00	1190.00	1050.00	-4.11	-4.11
Rivers	711.11	700.00	690.00	614.29	638.89	706.25	856.67	1019.17	1187.50	899.38	710.00	1140.63	1500.00	1560.00	1073.33	1188.89	1002.78	965.88	857.50	832.78	-18.29	-18.29
Sokoto	761.43	810.00	956.00	814.29	700.00	742.86	941.67	1091.67	1144.44	1012.50	728.57	1100.00	1814.00	1114.29	1350.00	1200.00	1157.14	1080.00	942.86	1114.29	2.07	2.07
Taraba	865.14	811.11	885.00	816.25	865.00	957.50	1050.83	1110.00	1128.85	978.75	787.50	1087.50	1787.50	1191.43	1225.00	1123.47	1084.55	1007.27	1109.62	942.31	-15.11	-15.11
Yobe	812.50	694.44	888.89	794.00	722.22	722.22	1100.00	1109.09	1237.50	1075.00	850.00	1000.00	1525.00	1800.00	1125.00	1265.00	1150.00	1075.00	1000.00	1253.33	13.01	13.01
Zamfara	795.79	748.95	675.26	706.92	696.25	707.78	942.86	1040.00	1154.17	882.35	800.00	988.82	1232.35	1272.22	1286.43	1163.54	987.33	991.05	1040.00	833.89	-19.82	-19.82
<b>STATES' AVERAGE</b>	<b>710.84</b>	<b>750.93</b>	<b>762.35</b>	<b>673.99</b>	<b>714.41</b>	<b>724.31</b>	<b>1015.51</b>	<b>1059.19</b>	<b>1164.05</b>	<b>955.42</b>	<b>816.46</b>	<b>1032.59</b>	<b>1434.44</b>	<b>1366.08</b>	<b>1172.78</b>	<b>1151.12</b>	<b>1036.71</b>	<b>995.07</b>	<b>982.90</b>	<b>978.10</b>		
Month-on-Month		5.64	1.52	-11.59	6.00	1.39	40.20	4.30	9.90	-17.92	-14.54	26.47	38.92	-4.77	-14.15	-1.68	-10.10	-4.02	-1.22			
Year-on-Year							58.56	55.85	50.14	33.48	11.92	27.51	101.80	81.92	53.84	71.09	45.11	37.38	-3.21			

**STATES WITH THE HIGHEST AVERAGE PRICES IN AUGUST**

Kebbi	1193.75
Niger	1170.00
Kano	1143.57

**STATES WITH THE HIGHEST AVERAGE PRICES IN AUGUST**

Yobe	1253.33
Gombe	1184.62
Niger	1127.00

**STATES WITH THE LOWEST AVERAGE PRICES IN FEBRUARY**

Rivers	832.78
Benue	782.00
Abia	781.09

# Methodology

Field work is done solely by over 700 NBS Staff in all States of the federation supported by supervisors who are monitored by internal and external observers.

Fuel Prices are collected across all the 774 local governments across all States and the FCT from over 10,000 respondents and locations and reflect actual prices households state they actually bought those fuels together with the prices reportedly sold by the fuel suppliers.

The average of all these prices is then reported for each state and the average for the country is the average for the state.

NBS audit team subsequently conducts randomly selected verification of prices recorded.

# Acknowledgment/Contact

## Acknowledgements

We acknowledge our technical partners, Proshare in the design, concept and production of this publication.





## Contact Us

 @nigerianstat

 NBSNigeria

 [www.nigerianstat.gov.ng](http://www.nigerianstat.gov.ng)

 **Head Office Address**  
Plot 762, Independence Avenue, Central  
Business District, FCT, Abuja Nigeria.

 +234 803 386 5388

 [feedback@nigerianstat.gov.ng](mailto:feedback@nigerianstat.gov.ng)