

National Household Kerosene Price Watch

(JULY 2017)

Report Date: August 2017

Data Source: National Bureau of Statistics (NBS)



NATIONAL BUREAU OF STATISTICS

Contents

Executive Summary.....	1
Average kerosene Prices per litre Across States.....	2
Average kerosene Prices per litre Across Zones – North Central.....	3
Average kerosene Prices per litre Across Zones – North East.....	4
Average kerosene Prices per litre Across Zones – North West.....	5
Average kerosene Prices per litre Across Zones – South East.....	6
Average kerosene Prices per litre Across Zones – South South.....	7
Average kerosene Prices per litre Across Zones –South West.....	8
12 Months Average Prices per litre	9
Average kerosene Prices per gallon Across States.....	10
Average kerosene Prices per gallon Across Zones – North Central.....	11
Average kerosene Prices per gallon Across Zones – North East.....	12
Average kerosene Prices per gallon Across Zones – North West.....	13
Average kerosene Prices per gallon Across Zones – South East.....	14
Average kerosene Prices per gallon Across Zones – South South.....	15
Average kerosene Prices per gallon Across Zones –South West.....	16
12 Months Average Prices per gallon.....	17
Appendix - Tables	18
Methodology	20
Acknowledgment and Contact	21

Executive Summary

Average price per litre paid by consumers for National Household Kerosene decreased by 2.36% month-on-month and by 9.60% year-on-year to N280.49 in July 2017 from N287.27 in June 2017.

States with the highest average price per litre of kerosene were Taraba (N352.56), Imo (N339.29) & Bayelsa (332.14).

States with the lowest average price per litre of kerosene were Kano (N244.87), Sokoto (N195.24) and Oyo (N248.04).

Similarly, average price per gallon paid by consumers for National Household Kerosene decreased by 1.22% month-on-month and by -3.21% year-on-year to N982.90 in July 2017 from N995.07 in June 2017

States with the highest average price per gallon of kerosene were Kebbi (N1,193.75), Niger (N1,170) & Kano (1,143.57).

States with the lowest average price per litre of kerosene were Kogi (N826.92), Kwara (N812.14) and Benue (N756.67).

National Household Kerosene Price Watch - July 2017



Average kerosene Prices per litre Across States

Average

N280.49

State	Jul-17	YoY %	MoM %
Abia	312.78	-13.55	-0.08
Abuja	250	-22.68	-7.69
Adamawa	250	-11.76	11.11
Akwa Ibom	276.39	-14.11	-2.93
Anambra	286.67	-3.73	-0.77
Bauchi	289.58	10.57	-3.26
Bayelsa	332.14	6.41	11.16
Benue	279.17	-5.99	-4.29
Borno	281.94	-28.01	-7.42
Cross River	274.07	-21.69	-14.7
Delta	284.52	-5.51	-0.03
Ebonyi	272.62	-21.58	-10.55
Edo	303.85	4.18	6.82
Ekiti	292.5	-9.5	-1.72
Enugu	306.25	-9.88	1.06
Gombe	276.92	1.31	6.06
Imo	339.29	-1.14	7.55
Jigawa	255.13	-13.35	-7.69
Kaduna	249.07	-11.44	-12.96
Kano	244.87	-24.65	-10.57
Katsina	248.81	-10.15	-7.11
Kebbi	264.44	-7.24	-13.77
Kogi	273.08	-18.08	3.4
Kwara	257.14	-26.09	-5.35
Lagos	289.81	-9.84	3.15
Nasarawa	272.62	-6.08	-5.76
Niger	272.22	0.68	-7.55
Ogun	294.44	-10.83	2.75
Ondo	291.67	2.75	3.62
Osun	286.67	-1.71	1.78
Oyo	248.04	-16.78	0.22
Plateau	306.25	-1.29	-3.29
Rivers	290.15	-17.1	-6.46
Sokoto	195.24	-26.02	-14.81
Taraba	352.56	13.51	-2.23
Yobe	322.22	2.53	16.29
Zamfara	255	-9.33	-8.09

STATES WITH THE HIGHEST AVERAGE PRICES IN JULY 2017

TARABA

N352.56

IMO

N339.29

BAYELSA

N332.14

STATES WITH THE LOWEST AVERAGE PRICES IN JULY 2017

OYO

N248.04

KANO

N244.87

SOKOTO

N195.24

National Household Kerosene Price Watch - July 2017



Average kerosene Prices per litre Across Zones North Central

Average

N272.93

State	Jul-17	YoY %	MoM %
Abuja	250	-22.68	-7.69
Benue	279.17	-5.99	-4.29
Kogi	273.08	-18.08	3.4
Kwara	257.14	-26.09	-5.35
Nasarawa	272.62	-6.08	-5.76
Niger	272.22	0.68	-7.55
Plateau	306.25	-1.29	-3.29

Plateau State has the highest average price in the North Central Region for July 2017 while Abuja FCT has the least average price.

National Household Kerosene Price Watch - July 2017



Average kerosene Prices per litre Across Zones North East

Average

N295.54

State	Jul-17	YoY %	MoM %
Adamawa	250	-11.76	11.11
Bauchi	289.58	10.57	-3.26
Borno	281.94	-28.01	-7.42
Gombe	276.92	1.31	6.06
Taraba	352.56	13.51	-2.23
Yobe	322.22	2.53	16.29

Taraba State has the highest average price in the North East Region for July 2017 while Adamawa State has the least average price.

National Household Kerosene Price Watch - July 2017



Average kerosene Prices per litre Across Zones North West

Average

N244.65

State	Jul-17	YoY %	MoM %
Jigawa	255.13	-13.35	-7.69
Kaduna	249.07	-11.44	-12.96
Kano	244.87	-24.65	-10.57
Katsina	248.81	-10.15	-7.11
Kebbi	264.44	-7.24	-13.77
Sokoto	195.24	-26.02	-14.81
Zamfara	255	-9.33	-8.09

Kebbi State has the highest average price in the North West Region for July 2017 while Sokoto State has the least average price.

National Household Kerosene Price Watch - July 2017



Average kerosene Prices per litre Across Zones South East

Average

N303.52

State	Jul-17	YoY %	MoM %
Abia	312.78	-13.55	-0.08
Anambra	286.67	-3.73	-0.77
Ebonyi	272.62	-21.58	-10.55
Enugu	306.25	-9.88	1.06
Imo	339.29	-1.14	7.55

Imo State has the highest average price in the South East Region for July 2017 while Ebonyi State has the least average price.

National Household Kerosene Price Watch - July 2017



Average kerosene Prices per litre Across Zones South South

Average

N293.52

State	Jul-17	YoY %	MoM %
Akwa Ibom	276.39	-14.11	-2.93
Bayelsa	332.14	6.41	11.16
Cross River	274.07	-21.69	-14.7
Delta	284.52	-5.51	-0.03
Edo	303.85	4.18	6.82
Rivers	290.15	-17.1	-6.46

Bayelsa State has the highest average price in the South South Region for July 2017 while Cross River State has the least average price.

National Household Kerosene Price Watch - July 2017



Average kerosene Prices per litre Across Zones South West

Average

N283.86

State	Jul-17	YoY %	MoM %
Ekiti	292.5	-9.5	-1.72
Lagos	289.81	-9.84	3.15
Ogun	294.44	-10.83	2.75
Ondo	291.67	2.75	3.62
Osun	286.67	-1.71	1.78
Oyo	248.04	-16.78	0.22

Ogun State has the highest average price in the South West Region for July 2017 while Oyo State has the least average price.

National Household Kerosene Price Watch - July 2017



12 Months Average Prices per litre

Months	Average	MoM %	YoY %
Jul-16	310.29	30.66	57.01
Aug-16	298.19	-3.9	40.29
Sep-16	288.68	-3.19	21.11
Oct-16	292.73	1.4	29.27
Nov-16	282.86	-3.37	23.29
Dec-16	231.85	-18.03	-11.23
Jan-17	433.84	87.12	93.19
Feb-17	352.42	-18.77	31.34
Mar-17	311.56	-11.59	39.5
Apr-17	280.8	-9.87	25.77
May-17	303.29	8.01	30.49
Jun-17	287.27	-5.28	20.96
Jul-17	280.49	-2.36	-9.6



-9.60% Year-on-Year and -2.36% Month-on-Month

National Household Kerosene Price Watch - July 2017



Average kerosene Prices per gallon Across States

Average

N982.90

State	Jul-17	YoY %	MoM %
Abia	839.23	-19.16	-4.36
Abuja	870	-8.03	11.54
Adamawa	1066.67	8.14	-5.49
Akwa Ibom	870.83	-1.99	-1.51
Anambra	889.33	-6.81	-5.95
Bauchi	975	18.18	0.32
Bayelsa	927.08	-29.29	-9.52
Benue	756.67	-23.28	-22.79
Borno	1112.5	-17.35	-4.51
Cross River	1010.69	-14.67	7.52
Delta	895	-4.61	0.26
Ebonyi	889.29	-7.77	-1.71
Edo	1012.33	6.1	12.07
Ekiti	1136.84	-0.63	2.13
Enugu	875.77	-9.41	-6.72
Gombe	1120.83	12.08	2.52
Imo	877.27	-6.88	-8.45
Jigawa	1085.71	10.1	3.4
Kaduna	996.88	0.31	3.02
Kano	1143.57	11.57	9.26
Katsina	1022.5	5.47	-1.55
Kebbi	1193.75	-9.92	8.88
Kogi	826.92	-1.56	-19.36
Kwara	812.14	-20.64	-13.14
Lagos	997.22	-6.05	2.28
Nasarawa	1107.31	19.96	16.2
Niger	1170	25.51	2.23
Ogun	910.5	-12.84	-10.35
Ondo	1001.84	4.72	-4.45
Osun	961.58	-7.42	6.16
Oyo	962.19	-13.61	-2.08
Plateau	1100	2.51	8.7
Rivers	857.5	0.1	-11.22
Sokoto	942.86	0.13	-12.7
Taraba	1109.62	5.59	10.16
Yobe	1000	-9.09	-6.98
Zamfara	1040	10.3	4.94

STATES WITH THE HIGHEST AVERAGE PRICES IN JULY 2017

KEBBI

N1,193.75

NIGER

N1,170.00

KANO

N1,143.57

STATES WITH THE LOWEST AVERAGE PRICES IN JULY 2017

KOGI

N826.92

KWARA

N812.14

BENUE

N756.67

National Household Kerosene Price Watch - July 2017



Average kerosene Prices per gallon Across Zones North Central

Average

N949.01

State	Jul-17	YoY %	MoM %
Abuja	870	-8.03	11.54
Benue	756.67	-23.28	-22.79
Kogi	826.92	-1.56	-19.36
Kwara	812.14	-20.64	-13.14
Nasarawa	1107.31	19.96	16.2
Niger	1170	25.51	2.23
Plateau	1100	2.51	8.7

Niger State has the highest average price per gallon in the North Central Region for July 2017 while Benue has the least average price.

National Household Kerosene Price Watch - July 2017



Average kerosene Prices per gallon Across Zones North East

Average

N1,064.10

State	Jul-17	YoY %	MoM %
Adamawa	1066.67	8.14	-5.49
Bauchi	975	18.18	0.32
Borno	1112.5	-17.35	-4.51
Gombe	1120.83	12.08	2.52
Taraba	1109.62	5.59	10.16
Yobe	1000	-9.09	-6.98

Gombe State has the highest average price per gallon in the North East Region for July 2017 while Bauchi State has the least average price.

National Household Kerosene Price Watch - July 2017



Average kerosene Prices per gallon Across Zones North West

Average

N1,060.75

State	Jul-17	YoY %	MoM %
Jigawa	1085.71	10.1	3.4
Kaduna	996.88	0.31	3.02
Kano	1143.57	11.57	9.26
Katsina	1022.5	5.47	-1.55
Kebbi	1193.75	-9.92	8.88
Sokoto	942.86	0.13	-12.7
Zamfara	1040	10.3	4.94

Kebbi State has the highest average price per gallon in the North West Region for July 2017 while Sokoto State has the least average price.

National Household Kerosene Price Watch - July 2017



Average kerosene Prices per gallon Across Zones South East

Average

N874.18

State	Jul-17	YoY %	MoM %
Abia	839.23	-19.16	-4.36
Anambra	889.33	-6.81	-5.95
Ebonyi	889.29	-7.77	-1.71
Enugu	875.77	-9.41	-6.72
Imo	877.27	-6.88	-8.45

Anambra State has the highest average price per gallon in the South East Region for July 2017 while Abia State has the least average price.

National Household Kerosene Price Watch - July 2017



Average kerosene Prices per gallon Across Zones South South

Average

N928.91

State	Jul-17	YoY %	MoM %
Akwa Ibom	870.83	-1.99	-1.51
Bayelsa	927.08	-29.29	-9.52
Cross River	1010.69	-14.67	7.52
Delta	895	-4.61	0.26
Edo	1012.33	6.1	12.07
Rivers	857.5	0.1	-11.22

Edo State has the highest average price per gallon in the South South Region for July 2017 while Rivers State has the least average price.

National Household Kerosene Price Watch - July 2017



Average kerosene Prices per gallon Across Zones South West

Average

N995.03

State	Jul-17	YoY %	MoM %
Ekiti	1136.84	-0.63	2.13
Lagos	997.22	-6.05	2.28
Ogun	910.5	-12.84	-10.35
Ondo	1001.84	4.72	-4.45
Osun	961.58	-7.42	6.16
Oyo	962.19	-13.61	-2.08

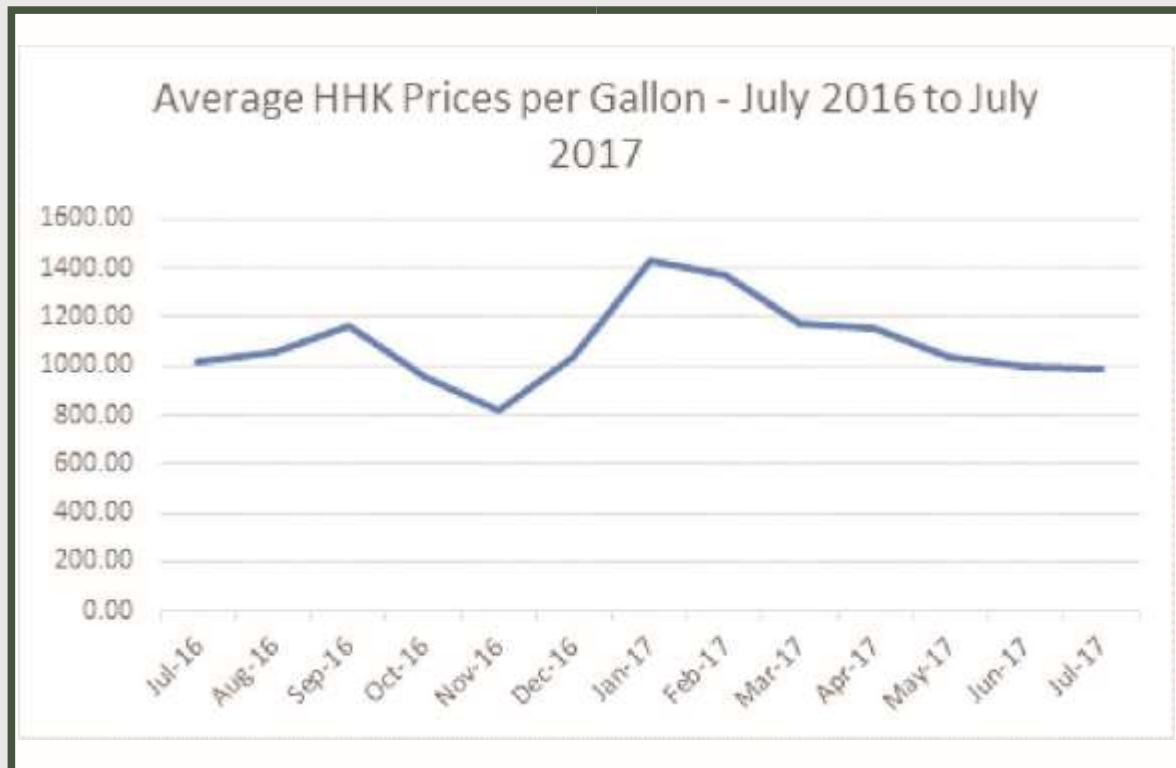
Ekiti State has the highest average price per gallon in the South West Region for July 2017 while Ogun State has the least average price.

National Household Kerosene Price Watch - July 2017



12 Months Average Prices per gallon

Months	Average	MoM %	YoY %
Jul-16	1015.51	40.2	58.56
Aug-16	1059.19	4.3	55.85
Sep-16	1164.05	9.9	50.14
Oct-16	955.42	-17.92	33.48
Nov-16	816.46	-14.54	11.92
Dec-16	1032.59	26.47	27.51
Jan-17	1434.44	38.92	101.8
Feb-17	1366.08	-4.77	81.92
Mar-17	1172.78	-14.15	53.84
Apr-17	1153.12	-1.68	71.09
May-17	1036.71	-10.1	45.11
Jun-17	995.07	-4.02	37.38
Jul-17	982.9	-1.22	-3.21



-3.21% Year-on-Year and -1.22% Month-on-Month

AVERAGE HOUSEHOLD KEROSENE (KEROSENE)

PRICES

GALLON OF 4.5LITRES PRICE NGN

STATE	Jan-16	Feb-16	Mar-16	Apr-16	May-16	Jun-16	Jul-16	Aug-16	Sep-16	Oct-16	Nov-16	Dec-16	Jan-17	Feb-17	Mar-17	Apr-17	May-17	Jun-17	Jul-17	Year on Year % (July 2016-July 2017)	Month on Month % June 2017-July 2017
	Abia	611.29	716.25	647.33	517.94	529.44	777.69	1036.18	957.06	1227.14	835.86	872.00	1012.50	1333.82	1147.65	1095.67	1028.57	964.38	877.50	839.23	-19.16
Abuja	712.50	754.00	662.00	640.00	619.00	657.50	946.00	916.00	1178.57	880.00	814.29	1043.75	1556.00	1300.00	1257.00	1000.00	902.00	780.00	870.00	-8.03	11.54
Adamawa	766.67	905.00	912.59	800.00	916.67	821.43	986.36	1103.13	1181.82	1155.56	873.18	989.29	1250.00	1425.00	1283.33	1124.36	1212.50	1128.57	1066.67	8.14	-5.49
Akwa Ibom	600.42	627.08	571.00	539.09	605.42	661.43	888.50	978.75	1254.17	882.50	815.56	1010.42	1386.67	1636.36	1132.08	1191.22	920.42	884.17	870.83	-1.99	-1.51
Anambra	624.29	761.70	643.83	583.33	634.13	747.67	954.33	933.33	1282.14	857.71	868.95	1014.33	1681.36	1068.18	1000.91	1166.64	915.77	945.63	889.33	-6.81	-5.95
Bauchi	705.00	687.50	735.00	725.00	560.00	900.00	825.00	1005.83	1150.00	895.00	778.57	1028.75	1276.88	1283.33	1170.00	1201.85	1010.00	971.85	975.00	18.18	0.32
Bayelsa	1030.00	1140.00	887.50	1000.00	862.50	940.00	1311.11	1062.50	1150.00	981.11	766.67	1045.00	1333.33	1550.00	1112.50	1133.00	1137.69	1024.62	927.08	-29.29	-9.52
Benue	652.50	804.00	652.86	711.67	798.33	617.50	986.25	1000.00	1175.00	869.00	752.78	990.00	1294.44	1309.38	1250.00	1229.17	1156.67	980.00	756.67	-23.28	-22.79
Borno	841.67	750.00	2650.00	840.00	1505.56	1505.56	1346.00	1072.22	1165.00	1085.71	705.56	981.82	1515.33	1395.00	1338.89	1225.00	1208.33	1165.00	1112.50	-17.35	-4.51
Cross River	583.85	627.86	650.00	555.42	597.92	701.92	1184.50	1040.83	1169.23	918.18	750.31	1017.93	1302.00	1573.08	1190.00	1157.24	943.85	940.00	1010.69	-14.67	7.52
Delta	601.82	692.50	617.33	623.85	658.18	720.00	938.21	970.63	1134.62	880.27	761.25	1002.31	1432.69	1588.75	1110.45	1123.75	962.50	892.69	895.00	-4.61	0.26
Ebonyi	646.74	584.75	626.43	600.00	566.67	708.33	964.17	999.40	1191.67	858.00	880.00	938.33	1488.67	1080.00	967.86	1185.00	948.33	904.71	889.29	-7.77	-1.71
Edo	608.33	706.67	669.67	577.27	570.56	569.00	954.09	1071.36	1180.77	1015.36	802.92	1000.91	1471.05	1538.24	1228.75	1154.46	1035.71	903.33	1012.33	6.10	12.07
Ekiti	718.50	861.11	723.64	674.50	688.75	966.67	1144.00	1165.00	1084.21	1120.00	900.00	1141.67	1375.00	1500.00	1143.33	1157.29	1153.13	1113.16	1136.84	-0.63	2.13
Enugu	657.95	711.40	647.10	593.80	571.20	792.38	966.79	990.95	1192.83	952.75	869.25	1022.27	1327.69	1120.59	1042.38	1142.13	964.57	938.89	875.77	-9.41	-6.72
Gombe	787.50	856.25	763.64	750.00	794.58	794.58	1000.00	1255.00	1100.00	1000.00	890.00	1116.67	1535.71	1400.00	1135.71	1177.64	1060.00	1093.33	1120.83	12.08	2.52
Imo	644.76	702.60	674.05	581.50	589.72	590.00	942.05	1073.72	1208.57	926.90	876.82	1011.67	1454.17	1145.88	1074.72	1121.28	989.69	958.30	877.27	-6.88	-8.45
Jigawa	790.00	731.11	711.54	698.13	693.33	698.00	986.15	1089.33	1125.00	1000.00	783.33	1073.33	1438.89	1359.09	1240.71	1147.22	1060.71	1050.00	1085.71	10.10	3.40
Kaduna	703.33	753.33	608.82	643.75	925.33	680.71	993.75	1103.57	1170.83	985.88	805.26	1015.71	1352.27	1158.42	1144.00	1163.54	930.00	967.65	996.88	0.31	3.02
Kano	719.38	778.67	699.23	1129.33	1107.33	819.29	1025.00	1169.23	1100.00	960.71	807.00	1080.77	1387.83	1431.82	1240.00	1162.22	1057.14	1046.67	1143.57	11.57	9.26
Katsina	714.29	620.00	655.83	576.67	594.29	503.00	969.44	1146.15	1165.38	863.33	795.83	1029.17	1493.89	1295.83	1312.31	1178.21	1030.77	1038.57	1022.50	5.47	-1.55
Kebbi	791.30	823.91	868.42	828.57	820.00	943.75	1325.17	1155.56	1141.67	1011.76	716.67	1043.75	1268.75	1687.50	1376.92	1180.21	947.22	1096.43	1193.75	-9.92	8.88
Kogi	656.43	607.50	606.88	702.22	1024.63	581.11	840.00	1045.45	1166.67	887.50	825.00	1005.71	1476.92	1209.17	1146.36	1159.61	1034.74	1025.45	826.92	-1.56	-19.36
Kwara	690.00	724.00	650.71	633.33	600.00	585.50	1023.33	1028.00	1162.50	1120.26	849.17	969.00	1384.71	1183.75	1088.57	1040.00	970.42	935.00	812.14	-20.64	-13.14
Lagos	658.68	718.89	662.78	496.19	488.33	500.53	1061.43	1040.00	1094.44	1028.13	881.05	1152.78	1468.53	1510.56	1242.50	1155.37	1112.22	975.00	997.22	-6.05	2.28
Nassarawa	751.25	788.00	685.00	680.00	640.00	657.69	923.08	1216.67	1215.63	940.91	795.45	999.09	1449.05	1263.00	1220.56	1227.82	1108.93	952.92	1107.31	19.96	16.20
Niger	704.29	792.86	721.11	590.00	692.22	683.75	932.22	1039.00	1159.09	935.00	816.67	940.00	1700.00	1310.00	1218.89	1211.82	1088.89	1144.44	1170.00	25.51	2.23
Ogun	690.00	737.22	726.79	622.00	892.22	593.75	1044.82	1046.43	1137.50	952.14	863.68	1080.77	1182.14	1476.92	1037.50	1154.55	1070.91	1015.63	910.50	-12.84	-10.35
Ondo	627.33	722.78	661.32	534.47	553.18	572.11	966.67	1081.97	1133.33	911.11	843.57	989.33	1242.86	1384.71	1168.24	1139.89	1061.79	1048.53	1001.84	4.72	-4.45
Osun	656.25	781.18	674.29	528.67	533.03	524.14	1038.61	998.82	1122.11	964.41	897.06	1051.18	1443.75	1468.53	1109.09	1103.22	963.22	905.78	961.58	-7.42	6.16
Oyo	678.85	693.50	685.00	529.62	500.77	516.54	1113.75	969.21	1140.28	931.18	910.83	1012.94	1700.00	1449.05	996.67	1095.58	948.33	982.63	962.19	-13.61	-2.08
Plateau	730.00	858.33	750.00	685.71	677.50	631.25	1073.08	1095.00	1157.14	956.25	764.29	1077.78	1211.11	1357.14	1257.14	1086.50	1105.56	1012.00	1100.00	2.51	8.70
Rivers	711.11	700.00	690.00	614.29	638.89	706.25	856.67	1019.17	1187.50	839.38	710.00	1140.63	1500.00	1560.00	1073.33	1188.89	1002.78	965.88	857.50	0.10	-11.22
Sokoto	761.43	810.00	966.00	814.29	700.00	742.86	941.67	1091.67	1144.44	1012.50	728.57	1100.00	1814.00	1114.29	1350.00	1200.00	1157.14	1080.00	942.86	0.13	-12.70
Taraba	865.14	811.11	885.00	816.25	865.00	957.50	1050.83	1110.00	1128.85	978.75	787.50	1087.50	1787.50	1191.43	1225.00	1123.47	1084.55	1007.27	1109.62	5.59	10.16
Yobe	812.50	694.44	888.89	794.00	722.22	722.22	1100.00	1109.09	1237.50	1075.00	850.00	1000.00	1525.00	1800.00	1125.00	1265.00	1150.00	1075.00	1000.00	-9.09	-6.98
Zamfara	795.79	748.95	675.26	706.92	696.25	707.78	942.86	1040.00	1154.17	882.35	800.00	988.82	1232.35	1272.22	1286.43	1163.54	987.33	991.05	1040.00	10.30	4.94
STATES' AVERAGE	710.84	750.93	762.35	673.99	714.41	724.31	1015.51	1059.19	1164.05	955.42	816.46	1032.59	1434.44	1366.08	1172.78	1153.12	1036.71	995.07	982.90	-3.21	-1.22
Month-on-Month		5.64	1.52	-11.59	6.00	1.39	40.20	4.30	9.90	-17.92	-14.54	26.47	38.92	-4.77	-14.15	-1.68	-10.10	-4.02	-1.22		
Year-on-Year							58.56	55.85	50.14	33.48	11.92	27.51	101.80	81.92	53.84	71.09	45.11	37.38	-3.21		

STATES WITH THE HIGHEST AVERAGE PRICES IN FEBRUARY

Kebbi	1193.75
Niger	1170.00
Kano	1143.57

STATES WITH THE LOWEST AVERAGE PRICES IN FEBRUARY

Kogi	826.92
Kwara	812.14
Benue	756.67

Methodology

Field work is done solely by over 700 NBS Staff in all States of the federation supported by supervisors who are monitored by internal and external observers.

Fuel Prices are collected across all the 774 local governments across all States and the FCT from over 10,000 respondents and locations and reflect actual prices households state they actually bought those fuels together with the prices reportedly sold by the fuel suppliers.

The average of all these prices is then reported for each state and the average for the country is the average for the state.

NBS audit team subsequently conducts randomly selected verification of prices recorded.

Acknowledgment/Contact

Acknowledgements

We acknowledge our technical partners, Proshare in the design, concept and production of this publication.





Contact Us

 @nigerianstat

 NBSNigeria

 www.nigerianstat.gov.ng

 **Head Office Address**
Plot 762, Independence Avenue, Central
Business District, FCT, Abuja Nigeria.

 +234 803 386 5388

 feedback@nigerianstat.gov.ng