

Automotive Gas Oil (Diesel) Price Watch

(JULY 2017)

Report Date: August 2017

Data Source: National Bureau of Statistics



NATIONAL BUREAU OF STATISTICS

Contents

Executive Summary	1
Average Diesel Prices Across States	2
Average Diesel Prices Across Zones – North Central	3
Average Diesel Prices Across Zones – North East	4
Average Diesel Prices Across Zones – North West	5
Average Diesel Prices Across Zones – South East	6
Average Diesel Prices Across Zones – South South	7
Average Diesel Prices Across Zones –South West	8
12 Months Average Prices	9
Appendix - Tables	10
Methodology	11
Acknowledgment and Contact	12

Executive Summary

Average price paid by consumers for automotive gas oil (diesel) decreased by 6.08% month-on-month and 4.32% year-on-year to N197.62 in July 2017 from N210.42 in Jun 2017.

States with the highest average price of diesel were Adamawa (N230) Taraba (N228.57) and Sokoto (N222.86)

States with the lowest average price of diesel were Oyo (N168.67), Delta (N180.00) and Ogun (N180.08).

Automotive Gas Oil (Diesel) Price Watch - July 2017

Average Diesel Prices Across States



Average

N197.62

State	Jul-17	YoY %	MoM %
Abia	185.36	-7.9	-8.55
Abuja	185.12	-9.25	-16.33
Adamawa	230	12.2	1.1
Akwa Ibom	189.55	-6.4	-8.75
Anambra	185	-7.5	0.45
Bauchi	187.83	-8.37	-11.61
Bayelsa	188.5	-6.04	-7.02
Benue	213	5	-0.16
Borno	218	-3.11	2.19
Cross River	203.33	0.23	-4.98
Delta	180	-11.66	-5.88
Ebonyi	180.71	-10.92	-9.64
Edo	184.69	-7.66	-5.46
Ekiti	199.74	-2.29	-7.67
Enugu	180.38	-10.43	-9.27
Gombe	200	-2.44	0
Imo	192.04	-4.22	-9.63
Jigawa	191.73	-4.93	-6.89
Kaduna	195.83	-3.62	-3.77
Kano	220.89	9.08	1.33
Katsina	207.22	-1.84	-1.87
Kebbi	220	-3.97	-1.83
Kogi	210.83	4.76	-3.07
Kwara	202	-9.55	-14.25
Lagos	187.19	-7.4	-9.11
Nasarawa	185	-9.76	-16.6
Niger	220	7.69	-4.35
Ogun	180.08	-13.07	-18.32
Ondo	183.33	-11.11	-13.85
Osun	185.77	-9.82	-3.5
Oyo	168.67	-18.71	-16.55
Plateau	206.11	2.42	1.78
Rivers	213.06	6.53	0.9
Sokoto	222.86	9.78	-1.89
Taraba	228.57	-8.2	3.11
Yobe	190.34	-7.15	-6.65
Zamfara	189.36	-8.32	-7.3

STATES WITH THE HIGHEST AVERAGE PRICES IN JULY 2017

ADAMAWA

N230.00

TARABA

N228.57

SOKOTO

N222.86

STATES WITH THE LOWEST AVERAGE PRICES IN JULY 2017

OGUN

N180.08

DELTA

N180.00

OYO

N168.67

Automotive Gas Oil (Diesel) Price Watch - July 2017

Average Diesel Prices Across Zones - North Central



Average

N203.15

State	Jul-17	YoY %	MoM %
Abuja	185.12	-9.25	-16.33
Benue	213	5	-0.16
Kogi	210.83	4.76	-3.07
Kwara	202	-9.55	-14.25
Nasarawa	185	-9.76	-16.6
Niger	220	7.69	-4.35
Plateau	206.11	2.42	1.78

Benue State has the highest average price in the North Central Region for July 2017 while Nasarawa State has the least average price.

Automotive Gas Oil (Diesel) Price Watch - July 2017

Average Diesel Prices Across Zones - North East



Average

N209.12

State	Jul-17	YoY %	MoM %
Adamawa	230	12.2	1.1
Bauchi	187.83	-8.37	-11.61
Borno	218	-3.11	2.19
Gombe	200	-2.44	0
Taraba	228.57	-8.2	3.11
Yobe	190.34	-7.15	-6.65

Adamawa State has the highest average price in the North East Region for July 2017 while Bauchi State has the least average price.

Automotive Gas Oil (Diesel) Price Watch - July 2017

Average Diesel Prices Across Zones - North West



Average

N206.84

State	Jul-17	YoY %	MoM %
Jigawa	191.73	-4.93	-6.89
Kaduna	195.83	-3.62	-3.77
Kano	220.89	9.08	1.33
Katsina	207.22	-1.84	-1.87
Kebbi	220	-3.97	-1.83
Sokoto	222.86	9.78	-1.89
Zamfara	189.36	-8.32	-7.3

Sokoto State has the highest average price in the North West Region for July 2017 while Zamfara State has the least average price.

Automotive Gas Oil (Diesel) Price Watch - July 2017

Average Diesel Prices Across Zones - South East



Average

N184.70

State	Jul-17	YoY %	MoM %
Abia	185.36	-7.9	-8.55
Anambra	185	-7.5	0.45
Ebonyi	180.71	-10.92	-9.64
Enugu	180.38	-10.43	-9.27
Imo	192.04	-4.22	-9.63

Imo State has the highest average price in the South East Region for July 2017 while Enugu State has the least average price.

Automotive Gas Oil (Diesel) Price Watch - July 2017

Average Diesel Prices Across Zones - South South



Average

N193.19

State	Jul-17	YoY %	MoM %
Akwa Ibom	189.55	-6.4	-8.75
Bayelsa	188.5	-6.04	-7.02
Cross River	203.33	0.23	-4.98
Delta	180	-11.66	-5.88
Edo	184.69	-7.66	-5.46
Rivers	213.06	6.53	0.9

Rivers State has the highest average price in the South South Region for July 2017 while Delta State has the least average price.

Automotive Gas Oil (Diesel) Price Watch - July 2017

Average Diesel Prices Across Zones - South West



Average

N184.13

State	Jul-17	YoY %	MoM %
Ekiti	199.74	-2.29	-7.67
Lagos	187.19	-7.4	-9.11
Ogun	180.08	-13.07	-18.32
Ondo	183.33	-11.11	-13.85
Osun	185.77	-9.82	-3.5
Oyo	168.67	-18.71	-16.55

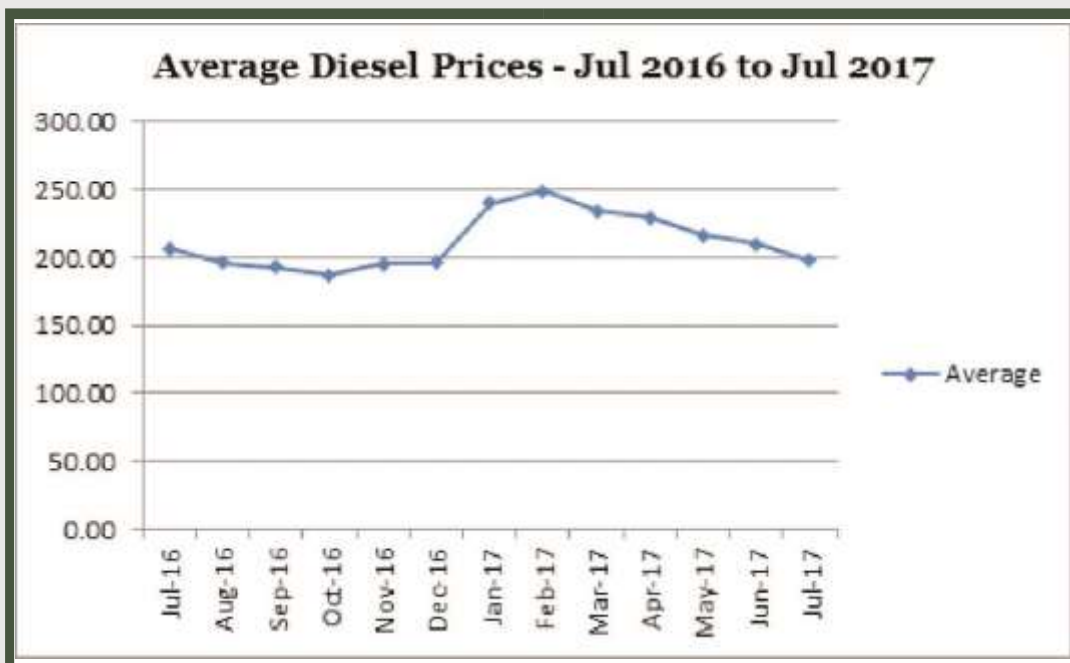
Ekiti State has the highest average price in the South West Region for July 2017 while Ondo State has the least average price.

Automotive Gas Oil (Diesel) Price Watch - July 2017



12 Months Average Prices

Months	Average	MoM %	YoY %
Jul-16	206.55	12.61	41.89
Aug-16	196.53	-4.85	29.69
Sep-16	192.69	-1.95	25.87
Oct-16	187.25	-2.82	23.05
Nov-16	195.67	4.49	19.92
Dec-16	196.25	0.3	19.48
Jan-17	240.52	22.56	50.06
Feb-17	249.38	3.68	68.74
Mar-17	234.55	-5.94	60.44
Apr-17	229.25	-2.26	50.67
May-17	216.3	-5.65	45.35
Jun-17	210.42	-2.72	14.73
Jul-17	197.62	-6.08	-4.32



-6.08% Month-on-Month and 4.32% Year-on-Year

Methodology

Field work is done solely by over 700 NBS Staff in all States of the federation supported by supervisors who are monitored by internal and external observers.

Fuel Prices are collected across all the 774 local governments across all States and the FCT from over 10,000 respondents and locations and reflect actual prices households state they actually bought those fuels together with the prices reportedly sold by the fuel suppliers.

The average of all these prices is then reported for each state and the average for the country is the average for the state.

NBS audit team subsequently conducts randomly selected verification of prices recorded.

Acknowledgements/Contacts

Acknowledgements

We acknowledge our technical partners, Proshare in the design, concept and production of this publication.





Contact Us

 @nigerianstat

 NBSNigeria

 www.nigerianstat.gov.ng

 **Head Office Address**
Plot 762, Independence Avenue, Central
Business District, FCT, Abuja Nigeria.

 +234 803 386 5388

 feedback@nigerianstat.gov.ng