

Selected Petroleum Statistics: Oil and Gas Production, Drilling and Development

(2012-2016)

Report Date: August 2017



NATIONAL BUREAU OF STATISTICS

Contents

Executive Summary.....	1
Selected Petroleum Statistics: Oil and Gas Production, Drilling and Development – 2012 - 2016	
Nigeria Crude Oil Production and Export.....	2
Number Of Rig Count, Drilling and Development and Crude Oil Production	
Exploratory.....	3
Appraisal	4
Development.....	5
Workover/Completion	6
Rig Count	7
Well Drilled	8
Volume of Crude Oil.....	9
Nigerian Natural Gas Production and Disposal.....	10
Finished Products From Domestic Refineries	
LPG	11
PMS.....	12
HHK.....	13
AGO.....	14
Fuel Oil.....	15
Methodology.....	16
Appendix.....	17
Acknowledgements/Contacts.....	18

Executive Summary

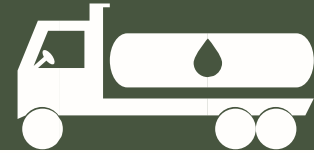

Selected Petroleum Statistics from 2012 to 2016 revealed that 656,804,590 barrels of crude oil was produced in 2016 as against 777,492,150 barrels produced in 2015 while 771,444,960 barrels of crude oil were exported in 2015 as against 773,833,130 barrels in 2014 with Nigeria's crude oil reserves put at 37,453,000,000 barrels as at 2016.

A total of 2,711,803,306.10mscf of gas was produced in 2016 as against 3,003,179,000.00mscf of gas produced in 2015 while 2,404,095,858.60mscf of gas was utilized in 2016 as against 2,672,247,000.00mscf utilized in 2015. Gas flared was put at 330,933,000.00mscf as at 2015.

57,437,000b/d of Liquefied Petroleum Gas, 260,787,000b/d of Petroleum Motor Spirit, 144,654,000b/d of Household Kerosene, 200,114,000b/d of Automotive Gas Oil and 283,632,000b/d of fuel oil were recorded as finished products from domestic refineries in the year 2015.

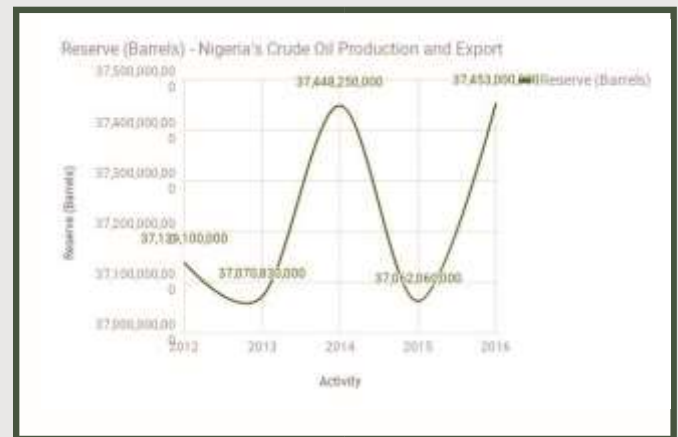
Selected Petroleum Statistics: Oil and Gas Production, Drilling and Development 2012 - 2016

Crude Oil Production and Export

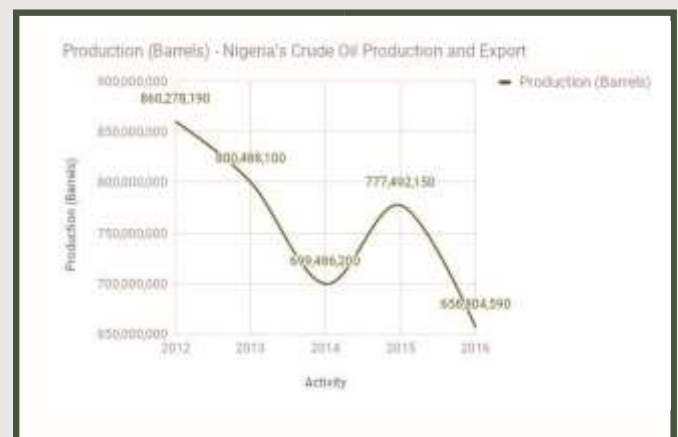


Activity	2012	2013	2014	2015	2016
Reserve (Barrels)	37,139,100,000	37,070,830,000	37,448,250,000	37,062,060,000	37,453,000,000
Production (Barrels)	860,278,190	800,488,100	699,486,200	777,492,150	656,804,590
Export (Barrels)	827,932,870	762,045,200	773,833,130	771,444,960	N/A

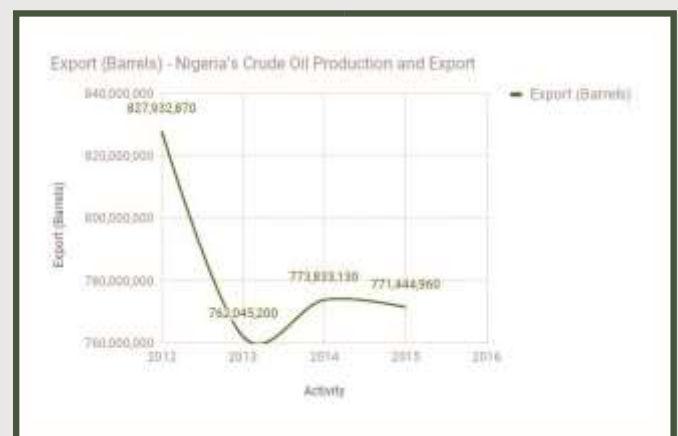
Reserve



Production



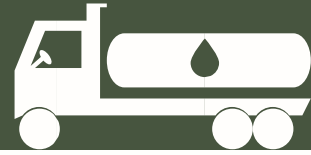
Export



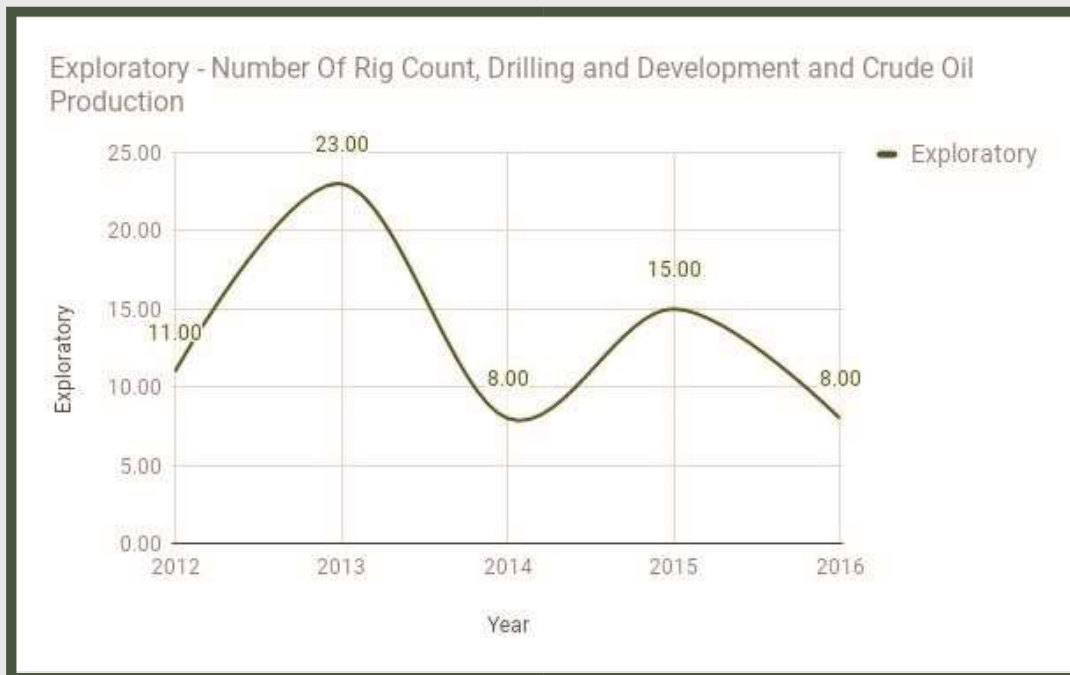
Selected Petroleum Statistics: Oil and Gas Production, Drilling and Development 2012 - 2016

Number Of Rig Count, Drilling and Development and Crude Oil Production

Exploratory



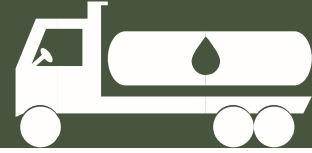
Year	2012	2013	2014	2015	2016
Exploratory	11	23	8	15	8



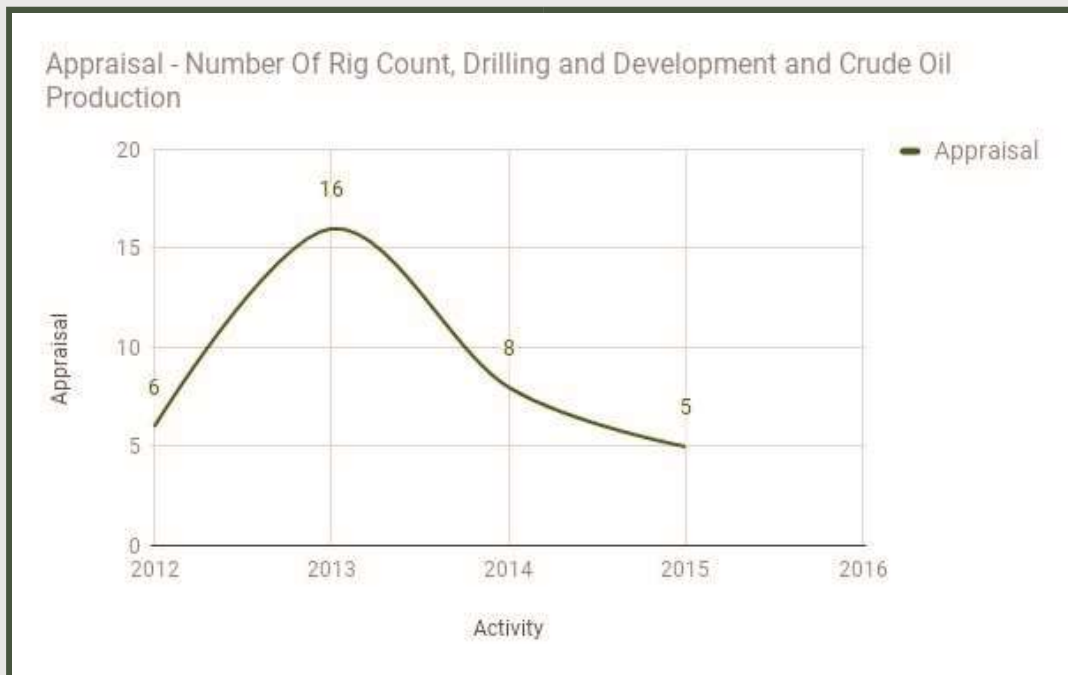
Selected Petroleum Statistics: Oil and Gas Production, Drilling and Development 2012 - 2016

Number Of Rig Count, Drilling and Development and Crude Oil Production

Appraisal



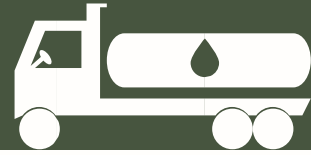
Activity	2012	2013	2014	2015	2016
Appraisal	6.00	16.00	8.00	5.00	N/A



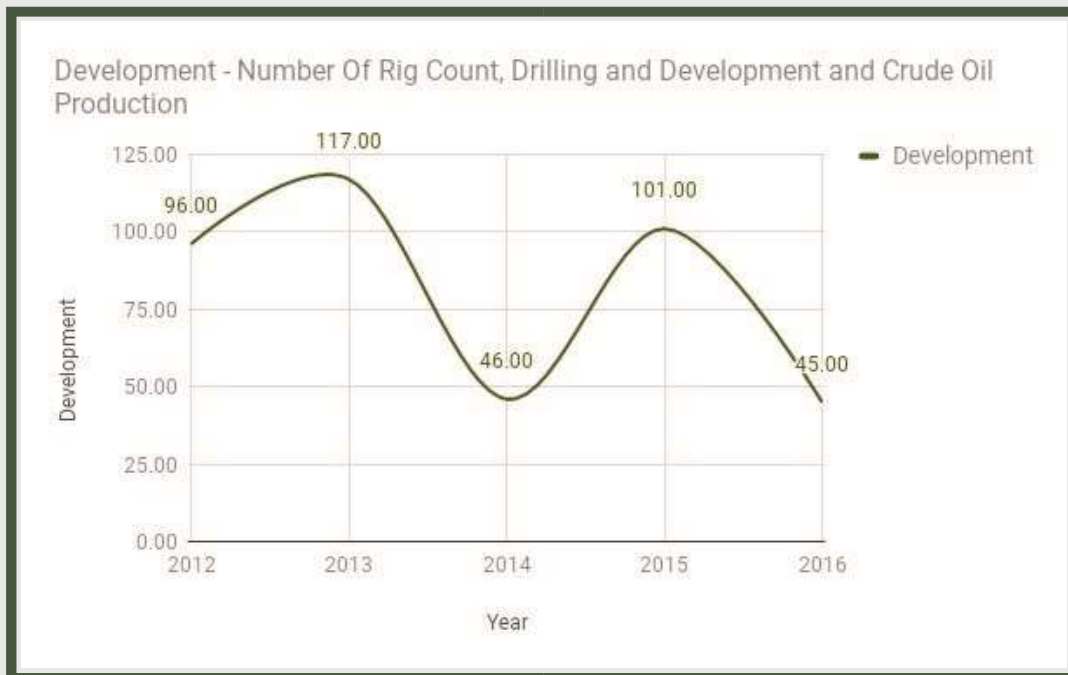
Selected Petroleum Statistics: Oil and Gas Production, Drilling and Development 2012 - 2016

Number Of Rig Count, Drilling and Development and Crude Oil Production

Development



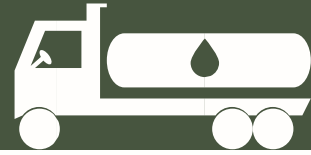
Year	2012	2013	2014	2015	2016
Development	96	117	46	101	45



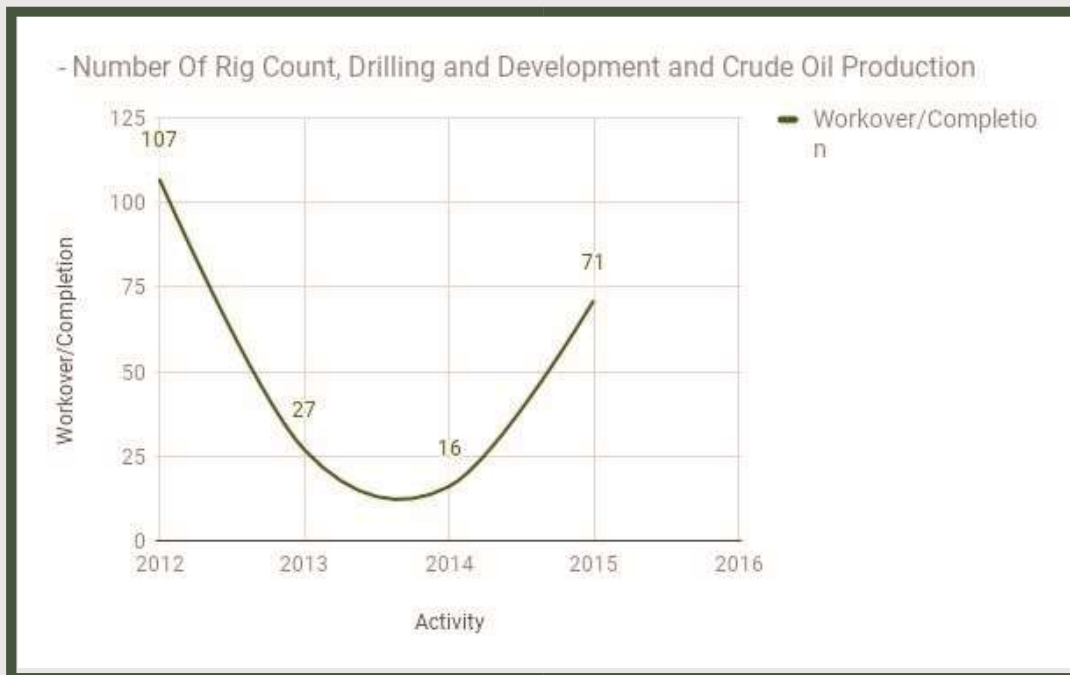
Selected Petroleum Statistics: Oil and Gas Production, Drilling and Development 2012 - 2016

Number Of Rig Count, Drilling and Development and Crude Oil Production

Workover/Completion



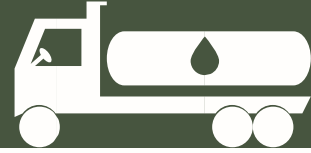
Activity	2012	2013	2014	2015	2016
Workover/Completion	107	27	16	71	N/A



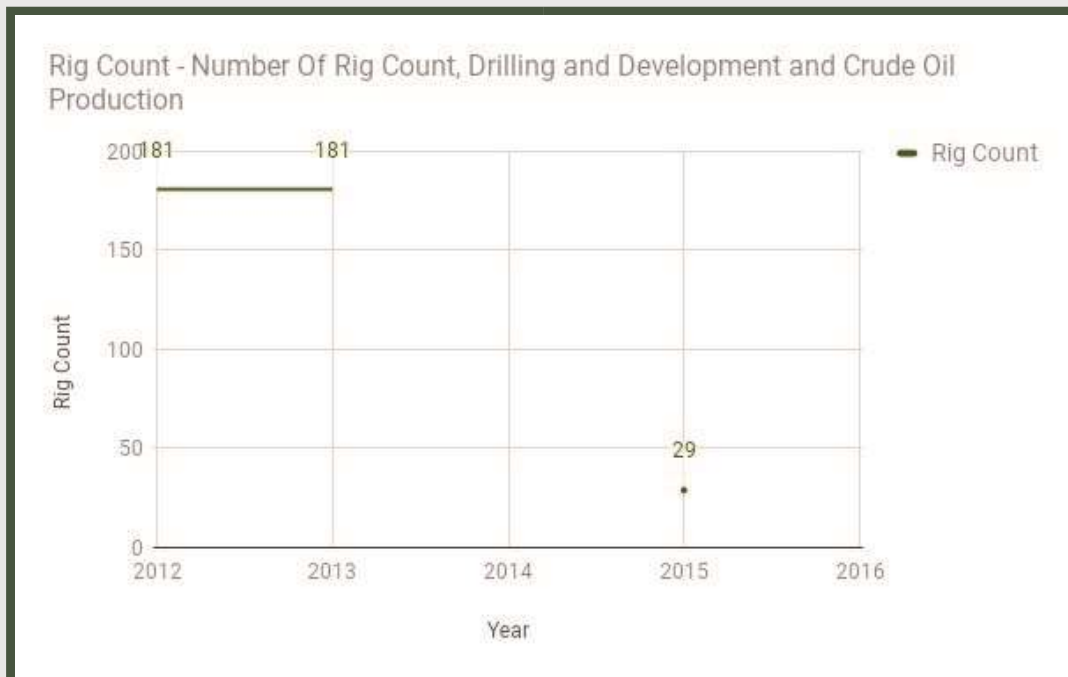
Selected Petroleum Statistics: Oil and Gas Production, Drilling and Development 2012 - 2016

Number Of Rig Count, Drilling and Development and Crude Oil Production

Rig Count



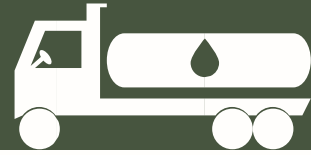
Activity	2012	2013	2014	2015	2016
Rig Count	181	181	N/A	29	N/A



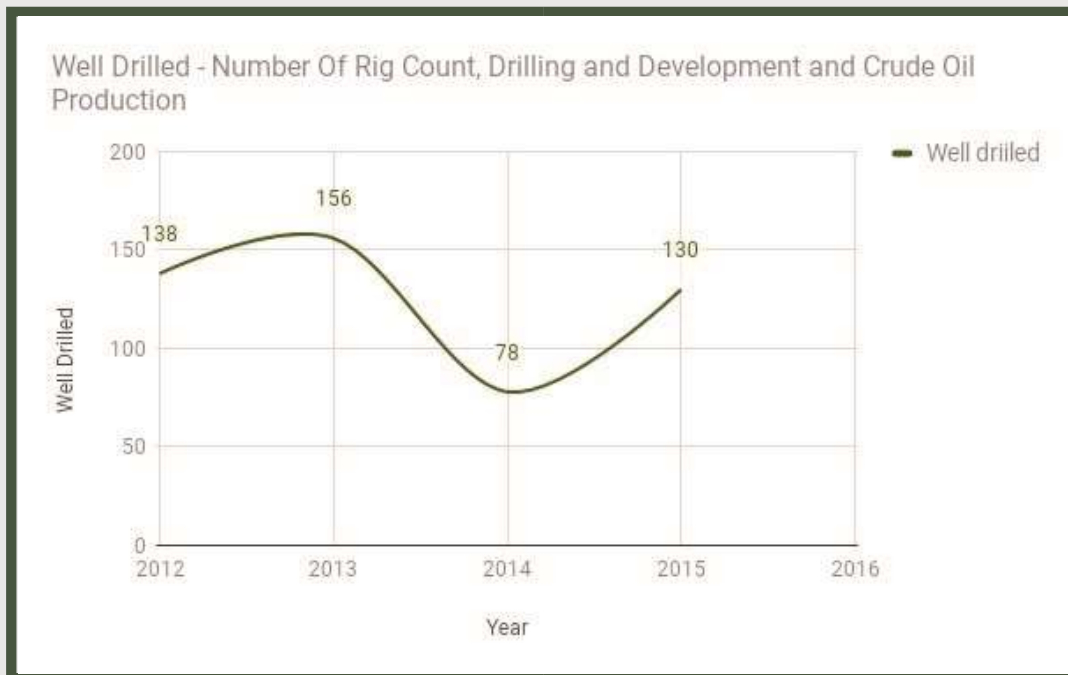
Selected Petroleum Statistics: Oil and Gas Production, Drilling and Development 2012 - 2016

Number Of Rig Count, Drilling and Development and Crude Oil Production

Well Drilled



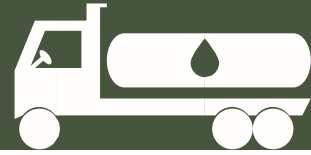
ACTIVITY	2012	2013	2014	2015	2016
Well drilled	138	156	78	130	N/A



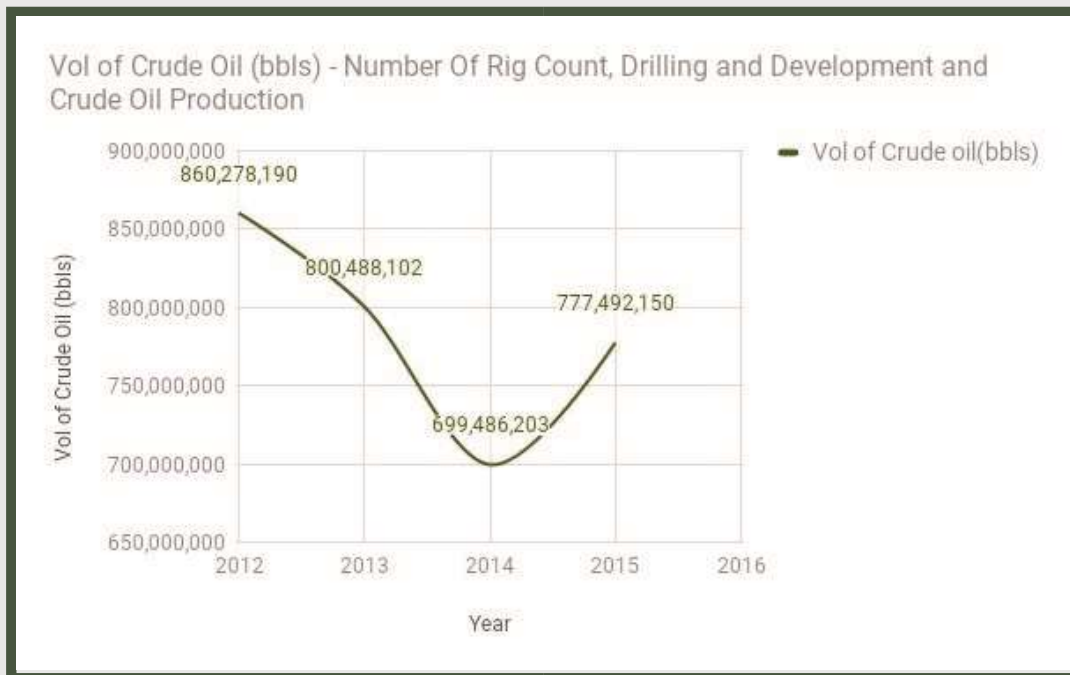
Selected Petroleum Statistics: Oil and Gas Production, Drilling and Development 2012 - 2016

Number Of Rig Count, Drilling and Development and Crude Oil Production

Volume of Crude Oil

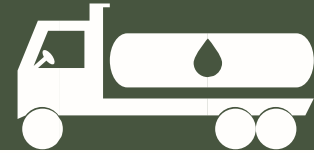



ACTIVITY	2012	2013	2014	2015	2016
Vol of Crude Oil (bbls)	860278190	800488102	699486203	777492150	N/A



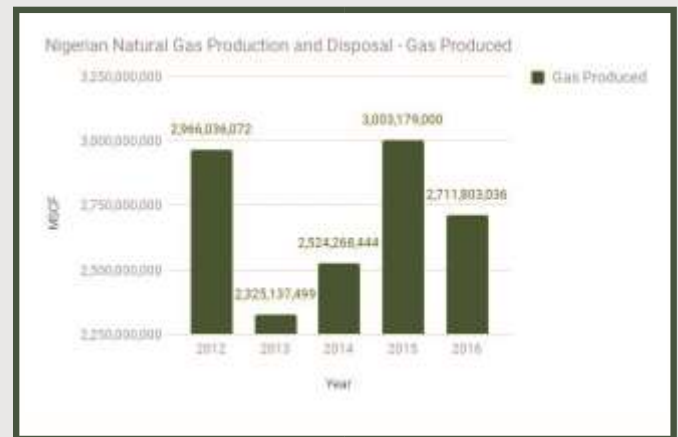
Selected Petroleum Statistics: Oil and Gas Production, Drilling and Development 2012 - 2016

Nigerian Natural Gas Production and Disposal

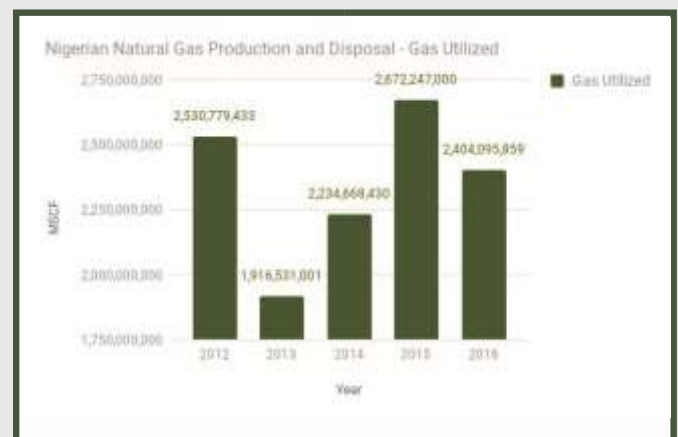


ACTIVITY(MSCF)	2012	2013	2014	2015	2016
Gas Produced	2,966,036,072.00	2,325,137,499.00	2,524,268,444.00	3,003,179,000.00	2,711,803,036.10
Gas Utilized	2,530,779,433.00	1,916,531,001.00	2,234,668,430.00	2,672,247,000.00	2,404,095,858.60
Gas flared	465,256,639.00	409,311,430.00	289,600,014.00	330,933,000.00	N/A

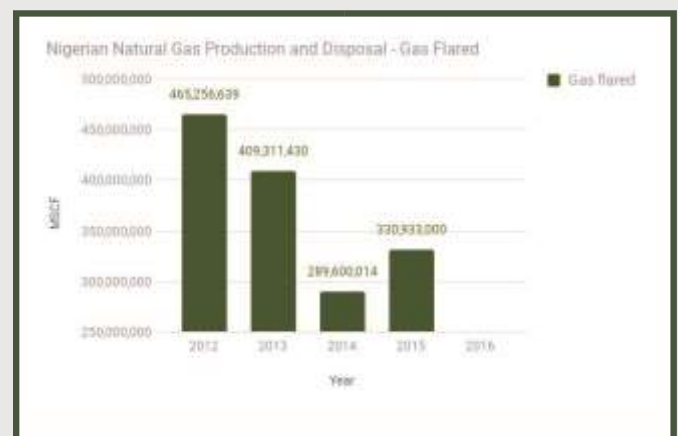
Gas Produced



Gas Utilized



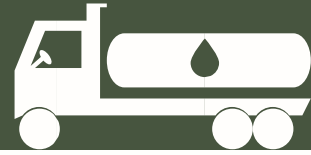
Gas Flared



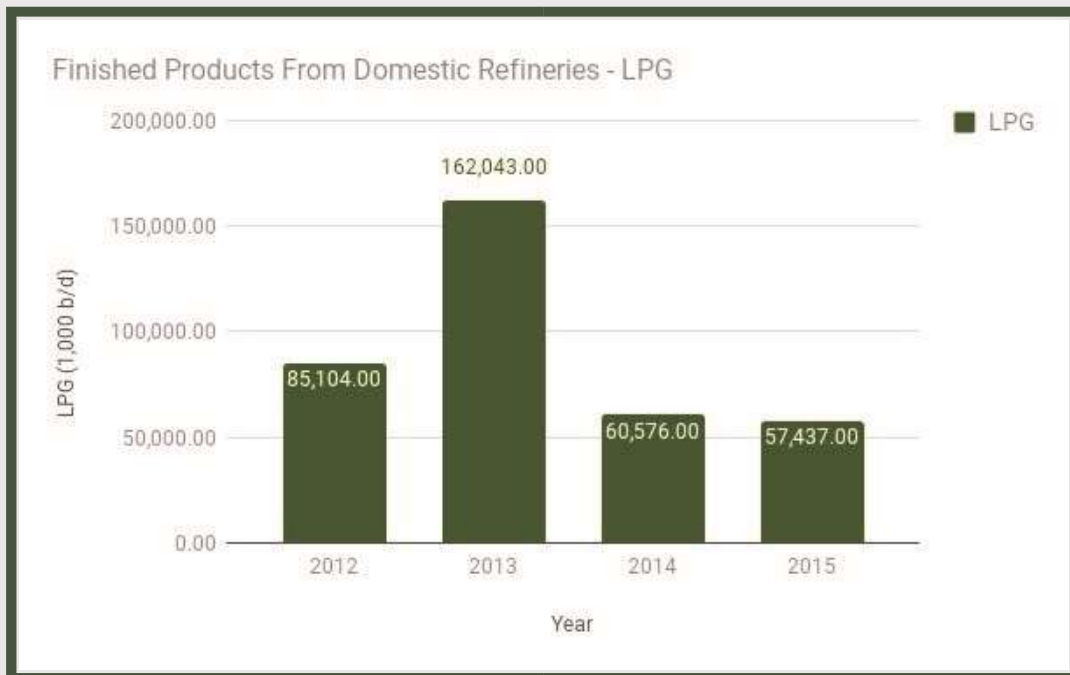
Selected Petroleum Statistics: Oil and Gas Production, Drilling and Development 2012 - 2016

Finished Products From Domestic Refineries

LPG



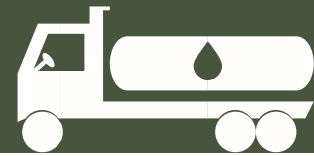

Product (1,000 b/d)	2012	2013	2014	2015
LPG	85,104.00	162,043.00	60,576.00	57,437.00



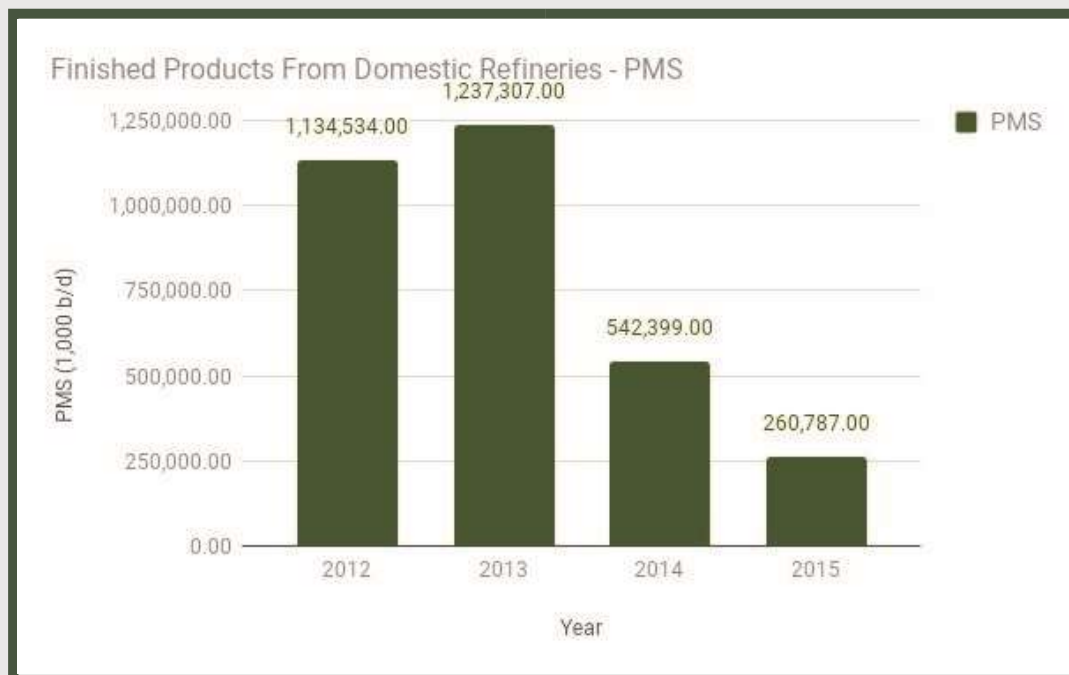
Selected Petroleum Statistics: Oil and Gas Production, Drilling and Development 2012 - 2016

Finished Products From Domestic Refineries

PMS



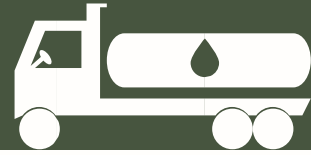
Product (1,000 b/d)	2012	2013	2014	2015
PMS	1,134,534.00	1,237,307.00	542,399.00	260,787.00



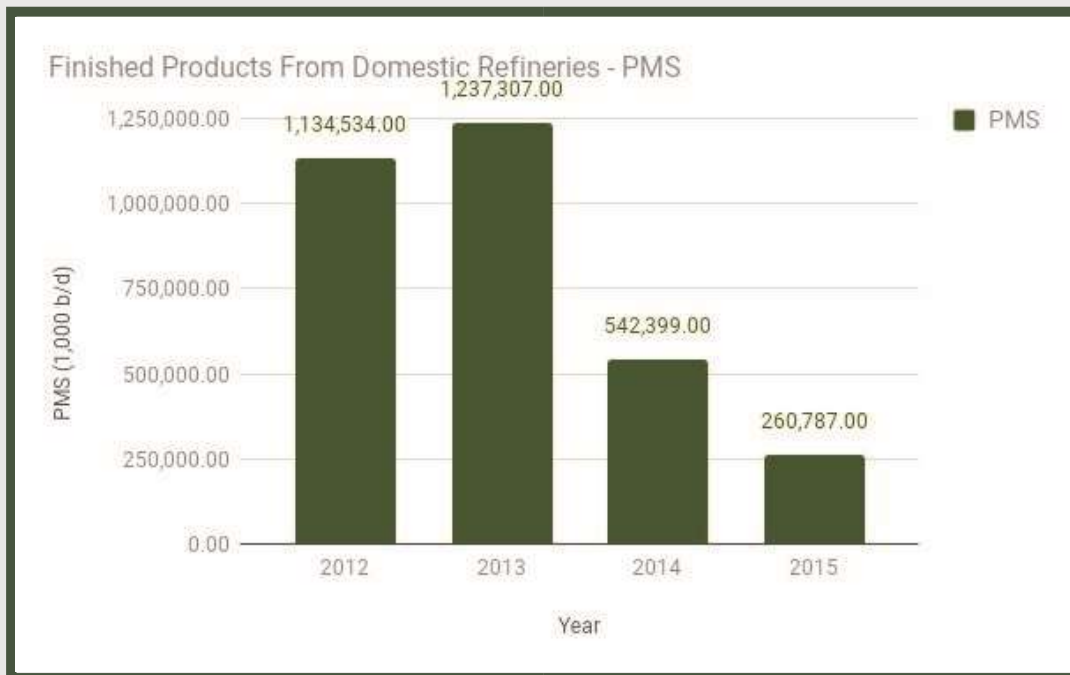
Selected Petroleum Statistics: Oil and Gas Production, Drilling and Development 2012 - 2016

Finished Products From Domestic Refineries

HHK



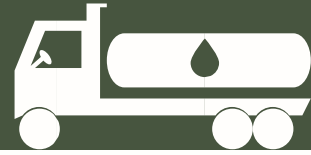
Product (1,000 b/d)	2012	2013	2014	2015
HHK	605,878.00	746,956.00	459,166.00	144,654.00



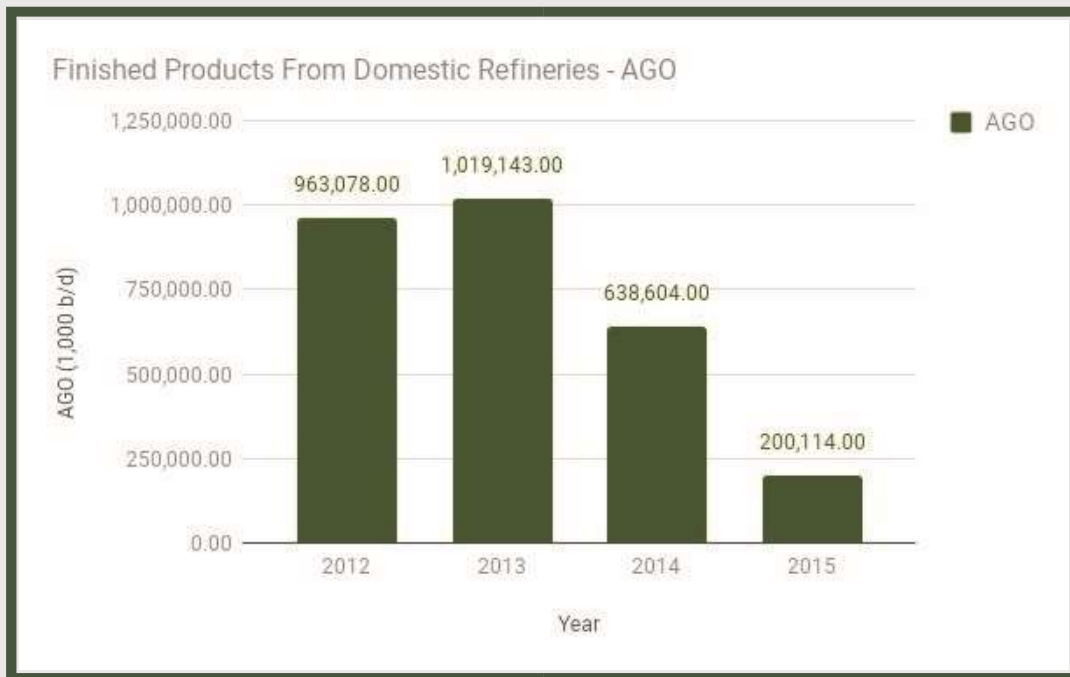
Selected Petroleum Statistics: Oil and Gas Production, Drilling and Development 2012 - 2016

Finished Products From Domestic Refineries

AGO



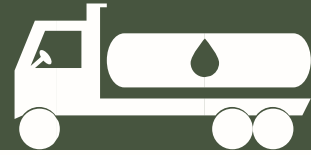
Product (1,000 b/d)	2012	2013	2014	2015
AGO	963,078.00	1,019,143.00	638,604.00	200,114.00



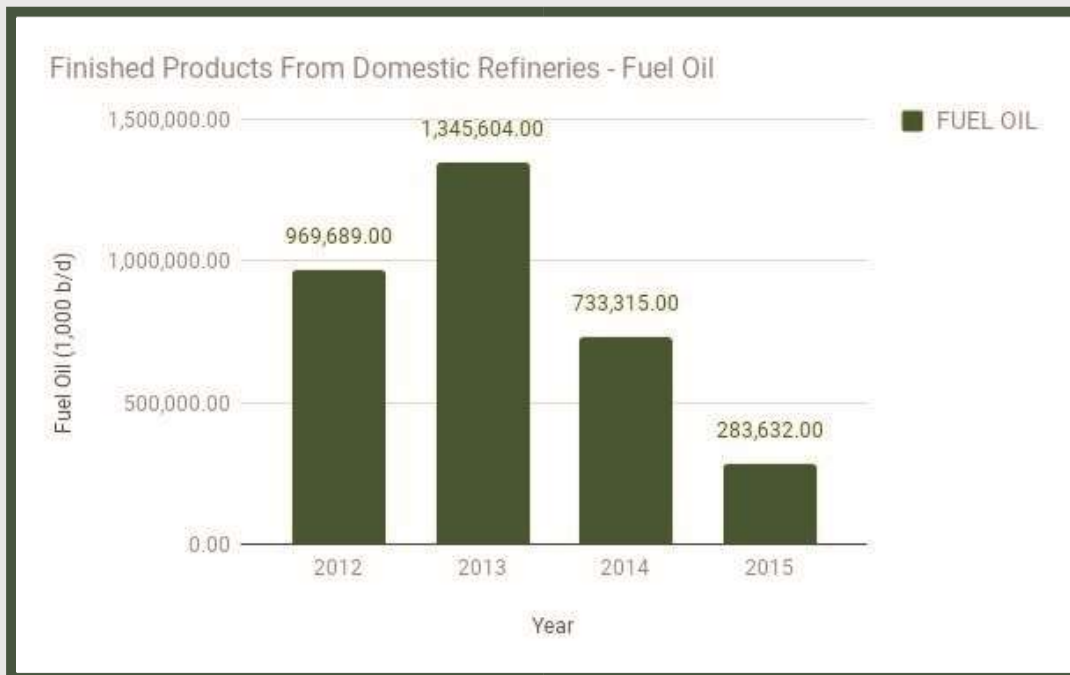
Selected Petroleum Statistics: Oil and Gas Production, Drilling and Development 2012 - 2016

Finished Products From Domestic Refineries

Fuel Oil



Product (1,000 b/d)	2012	2013	2014	2015
FUEL OIL	969,689.00	1,345,604.00	733,315.00	283,632.00



Methodology

Data is supplied administratively by the Ministry of Petroleum Resources (MPR) and verified and validated by the National Bureau of Statistics, Nigeria (NBS).

Appendix

NIGERIA CRUDE OIL PRODUCTION AND EXPORT BY ACTIVITY AND YEAR

Activity	2012	2013	2014	2015	2016
Reserve (Barrels)	37,139,100,000	37,070,830,000	37,448,250,000	37,062,060,000	37,453,000,000
Production (Barrels)	860,278,190	800,488,100	699,486,200	777,492,150	656,804,590
Export (Barrels)	827,932,870	762,045,200	773,833,130	771,444,960	N/A

NUMBER OF RIG COUNT, DRILLING AND DEVELOPMENT, AND CRUDE OIL PRODUCTION BY ACTIVITY AND YEAR

ACTIVITY	2012	2013	2014	2015	2016
Exploratory	11	23	8	15	8
Appraisal	6	16	8	5	N/A
Development	96	117	46	101	45
Workover/Completion	107	27	16	71	N/A
Rig Count	181	181	N/A	29	N/A
Well drilled	138	156	78	130	N/A
Vol of Crude oil(bbls)	860,278,190	800,488,102	699,486,203	777,492,150	N/A

NIGERIAN NATURAL GAS PRODUCTION AND DISPOSAL BY ACTIVITY AND YEAR

ACTIVITY(MSCF)	2012	2013	2014.00	2015	2016
Gas Produced	2,966,036,072.00	2,325,137,499.00	2,524,268,444.00	3,003,179,000.00	2,711,803,036.10
Gas Utilized	2,530,779,433.00	1,916,531,001.00	2,234,668,430.00	2,672,247,000.00	2,404,095,858.60
Gas flared	465,256,639.00	409,311,430.00	289,600,014.00	330,933,000.00	N/A

FINISHED PRODUCTS FROM DOMESTIC REFINERIES (1,000 b/d)

Product	2012	2013	2014	2015
LPG	85,104.00	162,043.00	60,576.00	57,437.00
PMS	1,134,534.00	1,237,307.00	542,399.00	260,787.00
HHK	605,878.00	746,956.00	459,166.00	144,654.00
AGO	963,078.00	1,019,143.00	638,604.00	200,114.00
FUEL OIL	969,689.00	1,345,604.00	733,315.00	283,632.00

Acknowledgements/Contacts

Acknowledgements

We acknowledge the contributions of our strategic partner Ministry of petroleum resources (MPR) and our technical partner, Proshare in the design, concept and production of this publication.





Contact Us

 @nigerianstat

 NBSNigeria

 www.nigerianstat.gov.ng

 **Head Office Address**
Plot 762, Independence Avenue, Central
Business District, FCT, Abuja Nigeria.

 +234 803 386 5388

 feedback@nigerianstat.gov.ng

