

Road Transport Data

(Q2 2017)

Report Date: July 2017

Data Source: National Bureau of Statistics / Federal Road Safety Corps (FRSC)



NATIONAL BUREAU OF STATISTICS

Contents

Executive Summary	1
Estimated Vehicle Population in Nigeria	2
Road Traffic Crashes On State Basis	3
Number of People Injured In Road Traffic Crashes	5
Number and Percentage of Adults to Children Injured	6
Number and Percentage of Male to Female Injured	7
Number of People Killed In Road Traffic Crashes	8
Number and Percentage of Adults to Children Killed	9
Number and Percentage of Male to Female Killed	10
Number of Vehicles Involved in Road Traffic Crashes	11
Vehicles Category	12
National Driver License Production On State Basis	13
Causative Factors Of Road Traffic Crashes	14
-Speed Violation	14
- Use of Phone While Driving	15
- Tyre Burst	16
- Loss of Control	17
-Mechanically Deficient Vehicle	18
- Brake Failure	19
-Overloading	20
- Dangerous Overtaking	21
- Wrongful Overtaking	22
- Dangerous Driving	23
- Worn Out Tyre	24
-Bad Road	25
-Route Violation	26
- Road Obstruction Violation	27
- Sleeping on Steering	28
- Driving Under Alcohol/Drug Influence	29
- Road Violation	30
- Poor Weather	31
- Fatigue	32
- Sign Light Violation	33
-Others	34
Percentage Of Road Traffic Crashes by Causes	35

Vehicle Number Plate Produced On State Basis.....	36
Methodology.....	37
Appendix.....	38
Acknowledgements/Contacts.....	44

Executive Summary

The Q2 2017 road transport data reflected that 2,503 road crashes occurred in Q2 2017. Speed violation is reported as the major cause of road crashes in Q1 and it accounted for 44.44% of the total road crashes reported. Loss of control and dangerous driving followed closely as they both accounted for 12.92% and 8.06% of the total road crashes recorded.

A total of 8,270 Nigerians got injured in the road traffic crashes recorded. 7,805 of the 8,270 Nigerians that got injured, representing 94% of the figure, are adults while the remaining 465 Nigerians, representing 6% of the figure are children. 6,217 male Nigerians, representing 75%, got injured in road crashes in Q2 while 2,053 female Nigerians, representing 25%, got injured.

Similarly, a total of 1,279 Nigerians got killed in the road traffic crashes recorded in Q2. 1,207 of the 1,279 Nigerians that got killed, representing 94% of the figure, are adults while the remaining 72 Nigerians, representing 6% of the figure are children. 1,022 male Nigerians, representing 80%, got killed in road crashes in Q2 while 257 female Nigerians, representing 20% got killed.

Estimated vehicle population in Nigeria as at Q2 2017 was put at 11,506,863 with the total population of the country put at 193,392,517 in 2016. Nigeria's vehicle per population ratio is put 0.06. Data on the category of vehicles involved in road crashes in Q2 2017 reflected that 58.59% of vehicles are commercial (2,363), 40.22% are private (1,622), 1.14% are government (46) and the remaining are diplomat (2).

FCT Recorded the highest number of road crashes in Q2 2017 and closely followed by Kaduna and Niger States while Borno and Bayelsa States recorded the least.

A total of 218,060 national drivers licenses were produced in Q2 2017. Lagos and FCT produced the highest number of drivers' licenses while Zamfara and Kebbi States produced the least numbers of national drivers' license.

Similarly, a total of 110,881 vehicle number plates were produced in Q2 2017. FCT and Oyo state produced the highest number of vehicle plate numbers while Ogun and Rivers States produced the least numbers of vehicle plate numbers in Q2 2017.

Road Transport Data - Q2 2017

Estimated Vehicle Population in Nigeria



Population

193,392,517



Vehicle per Population

0.06

Vehicle Population

11,506,863.00



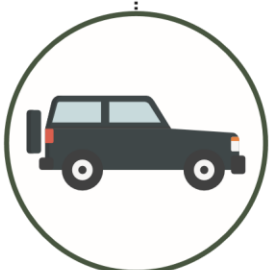
Commercial

58.59%



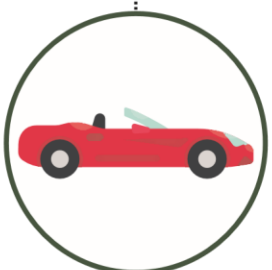
Private

40.22%



Government

1.14%



Diplomatic

0.02%

NB: Population figure is as at 2016

Road Transport Data - Q2 2017

Road Traffic Crashes on State Basis



1 of 2

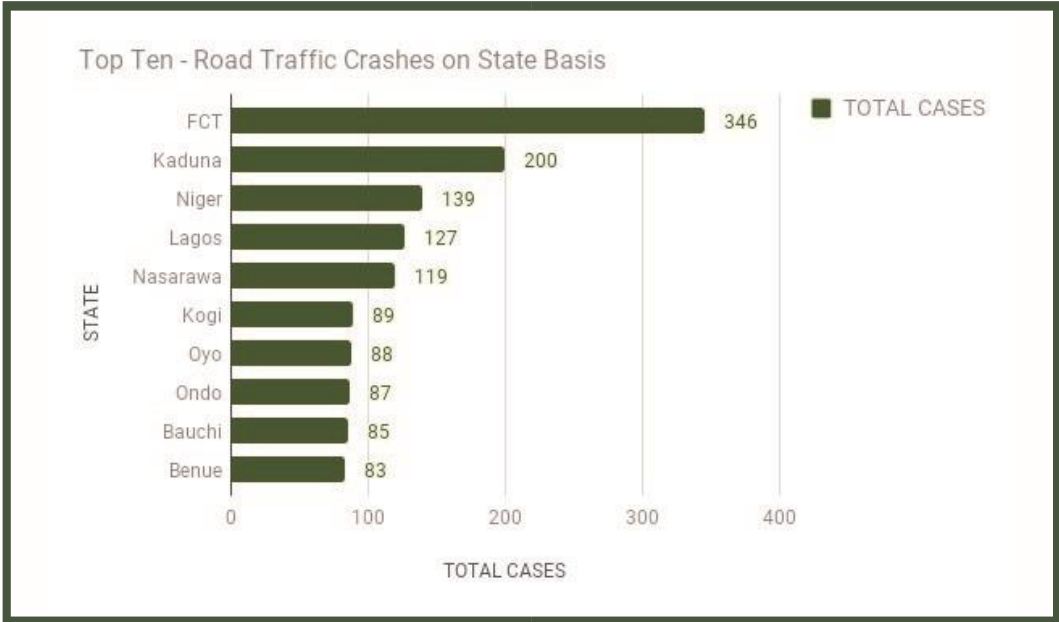
STATE	FATAL	SERIOUS	MINOR	TOTAL CASES	NUMBER INJURED	NUMBER KILLED	TOTAL CASUALTY	PEOPLE INVOLVED
Abia	5	14	0	19	88	9	97	222
Adamawa	6	33	1	40	91	12	103	264
Akwa Ibom	8	13	6	27	55	14	69	162
Anambra	8	38	25	71	119	16	135	481
Bauchi	30	55	0	85	359	61	420	633
Bayelsa	2	4	1	7	23	9	32	103
Benue	21	19	43	83	308	47	355	515
Borno	2	4	2	8	28	2	30	52
Cross River	7	11	0	18	50	12	62	81
Delta	18	20	4	42	111	24	135	254
Ebonyi	32	29	11	72	110	41	151	421
Edo	18	37	8	63	200	26	226	491
Ekiti	3	9	0	12	45	5	50	111
Enugu	12	23	12	47	188	19	207	401
FCT	58	239	49	346	752	111	863	1844
Gombe	8	26	0	34	134	16	150	198
Imo	14	31	2	47	159	22	181	402
Jigawa	11	41	0	52	178	16	194	310
Kaduna	72	120	8	200	810	140	950	1604
Kano	20	58	3	81	337	38	375	603
Katsina	15	55	1	71	291	32	323	520
Kebbi	8	33	1	42	195	91	286	328
Kogi	29	55	5	89	403	54	457	862
Kwara	18	23	3	44	255	34	289	508
Lagos	23	75	29	127	292	34	326	958
Nasarawa	24	44	51	119	333	42	375	586
Niger	31	102	6	139	444	51	495	934
Ogun	24	46	11	81	238	35	273	591
Ondo	30	52	5	87	285	57	342	629
Osun	19	36	1	56	238	65	303	579
Oyo	28	56	4	88	318	38	356	671
Plateau	10	18	39	67	241	22	263	414
Rivers	5	21	10	36	85	8	93	188
Sokoto	7	21	0	28	91	20	111	145
Taraba	1	20	0	21	71	1	72	94
Yobe	11	4	1	16	95	15	110	146
Zamfara	21	17	0	38	250	40	290	364
TOTAL	659	1502	342	2503	8270	1279	9549	17669

Road Transport Data - Q2 2017

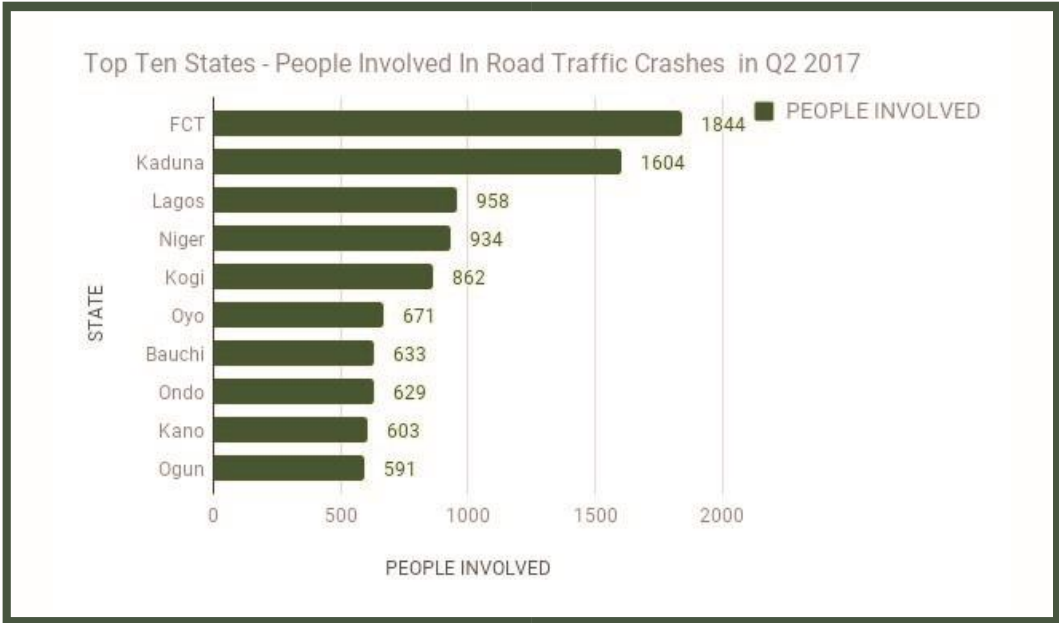
Road Traffic Crashes on State Basis



2 of 2



FCT Abuja Recorded The Highest Cases of Road Traffic Crashes in Q2 2017.



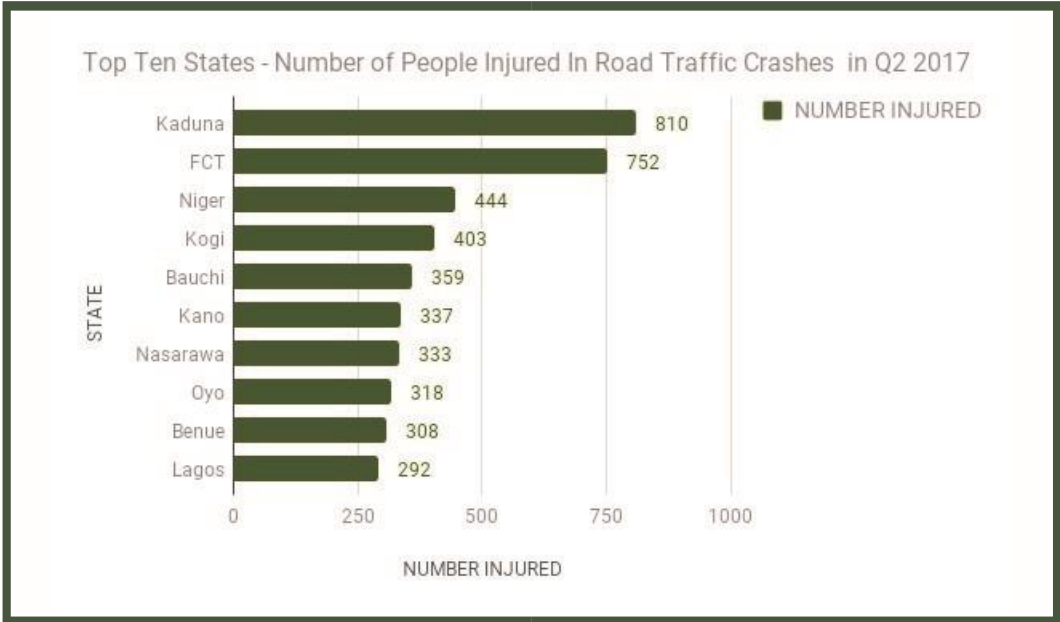
FCT Abuja Recorded The Highest Number of People Involved in Road Crashes in Q2 2017.

Road Transport Data - Q2 2017

Number of People Injured In Road Traffic Crashes



STATE	NUMBER INJURED
Abia	88
Adamawa	91
Akwa Ibom	55
Anambra	119
Bauchi	359
Bayelsa	23
Benue	308
Borno	28
Cross River	50
Delta	111
Ebonyi	110
Edo	200
Ekiti	45
Enugu	188
FCT	752
Gombe	134
Imo	159
Jigawa	178
Kaduna	810
Kano	337
Katsina	291
Kebbi	195
Kogi	403
Kwara	255
Lagos	292
Nasarawa	333
Niger	444
Ogun	238
Ondo	285
Osun	238
Oyo	318
Plateau	241
Rivers	85
Sokoto	91
Taraba	71
Yobe	95
Zamfara	250
TOTAL	8270



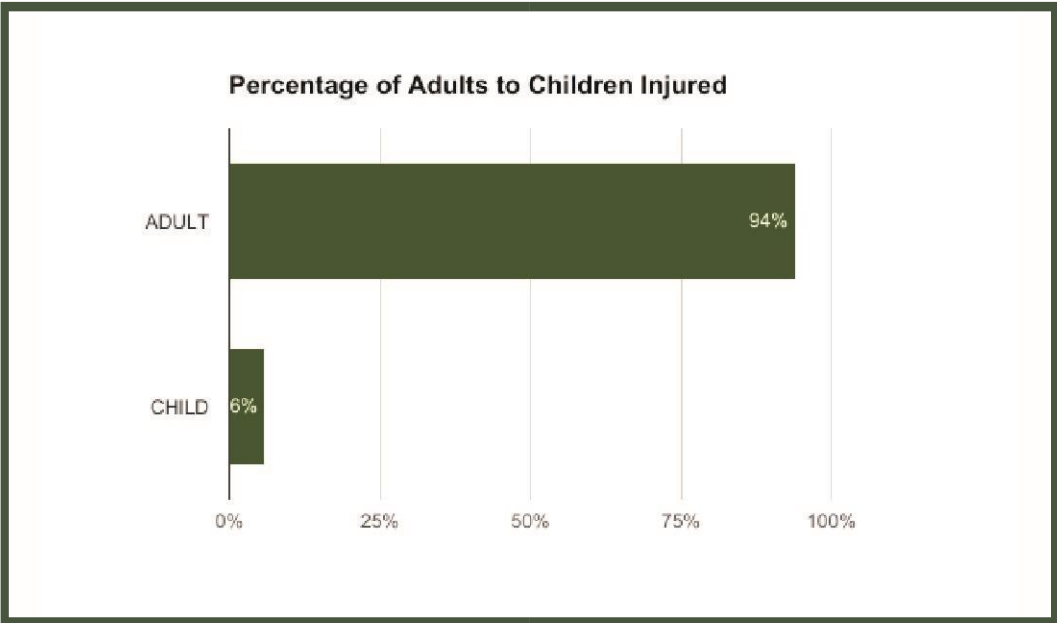
Kaduna State, FCT and Niger State Top With The Number of People Injured in Road Traffic Crashes in Q2 2017

Road Transport Data - Q2 2017

Number and Percentage of Adults to Children Injured



	PERSONS INJURED	PERCENTAGE
ADULT	7805	94%
CHILD	465	6%
TOTAL	8270	100%

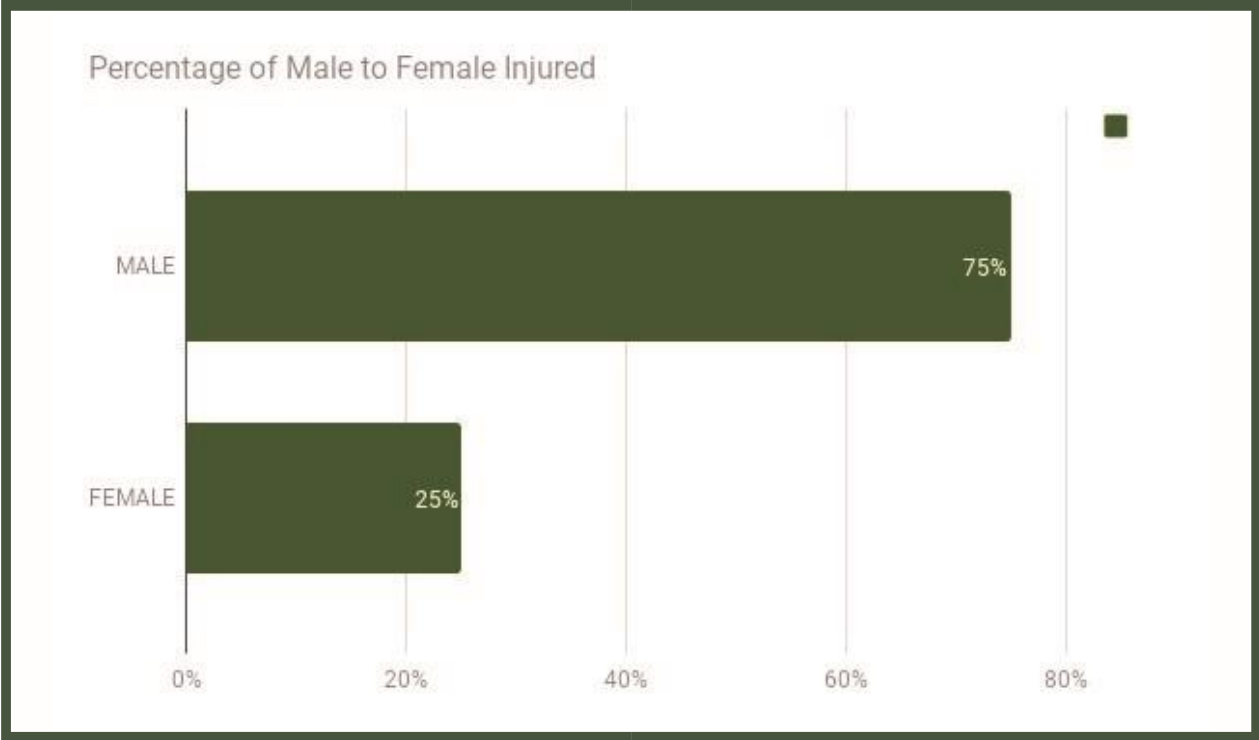


Road Transport Data - Q2 2017

Number and Percentage of Male to Female Injured



	PERSONS INJURED	PERCENTAGE
MALE	6,217	75%
FEMALE	2,053	25%
TOTAL	8,270	100%



Road Transport Data - Q2 2017

Number of People Killed In Road Traffic Crashes



STATE	NUMBER KILLED
Abia	9
Adamawa	12
Akwa Ibom	14
Anambra	16
Bauchi	61
Bayelsa	9
Benue	47
Borno	2
Cross River	12
Delta	24
Ebonyi	41
Edo	26
Ekiti	5
Enugu	19
FCT	111
Gombe	16
Imo	22
Jigawa	16
Kaduna	140
Kano	38
Katsina	32
Kebbi	91
Kogi	54
Kwara	34
Lagos	34
Nasarawa	42
Niger	51
Ogun	35
Ondo	57
Osun	65
Oyo	38
Plateau	22
Rivers	8
Sokoto	20
Taraba	1
Yobe	15
Zamfara	40
TOTAL	1279



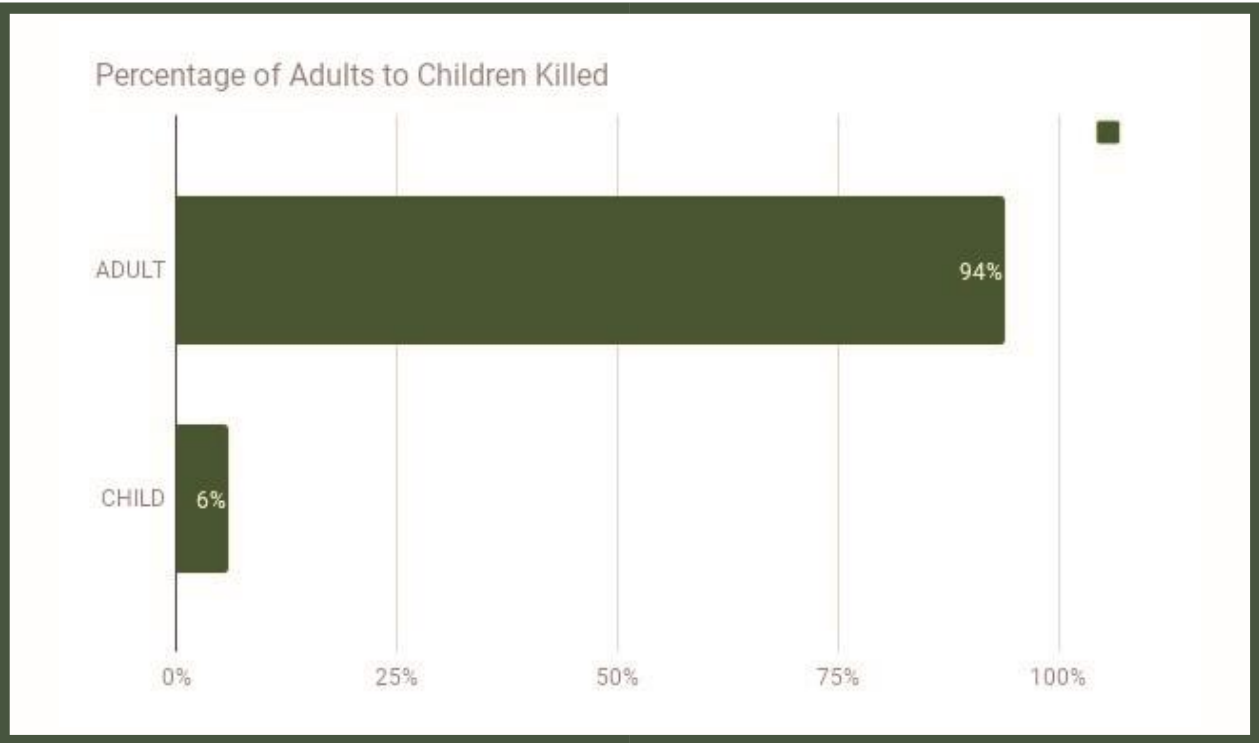
Kaduna State, FCT and Kebbi State Top With The Number of People Killed in Road Traffic Crashes in Q2 2017

Road Transport Data - Q2 2017

Number and Percentage of Adults to Children Killed



	PERSONS KILLED	PERCENTAGE
ADULT	1,207	94%
CHILD	72	6%
TOTAL	1,279	100%

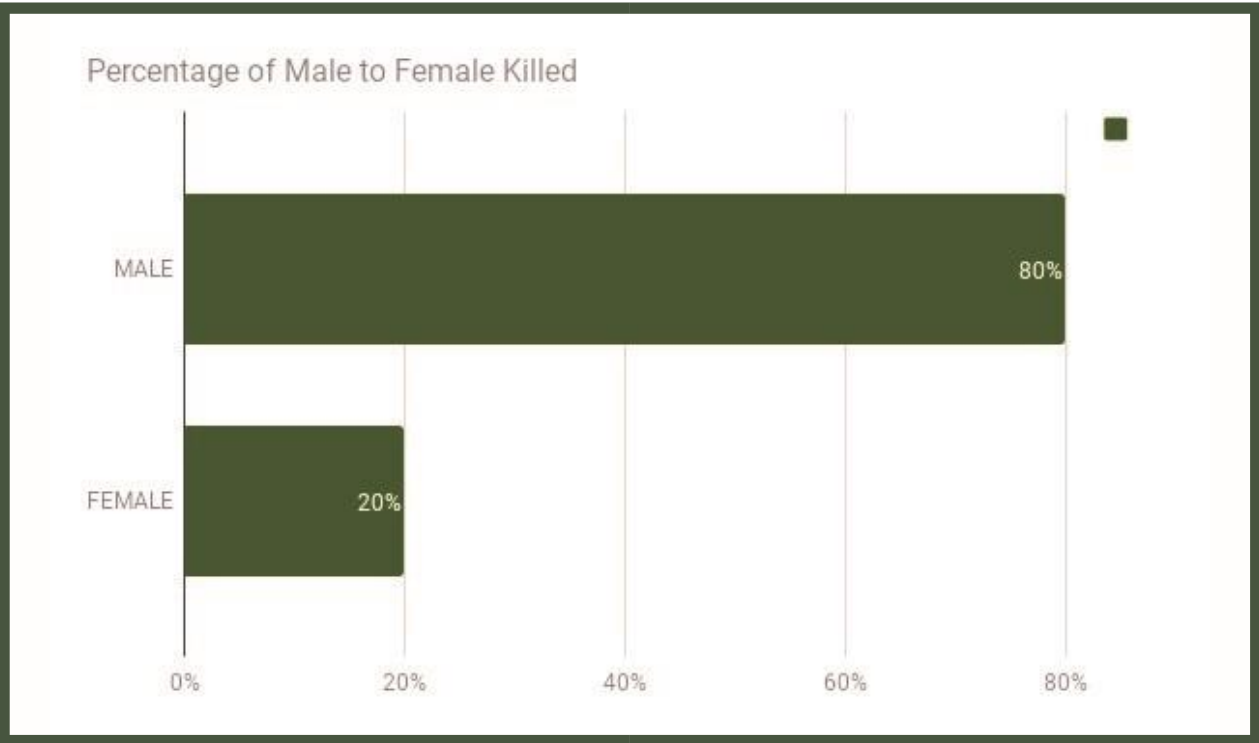


Road Transport Data - Q2 2017

Number and Percentage of Male to Female Killed



	PERSONS KILLED	PERCENTAGE
MALE	1,022	80%
FEMALE	257	20%
TOTAL	1,279	100%

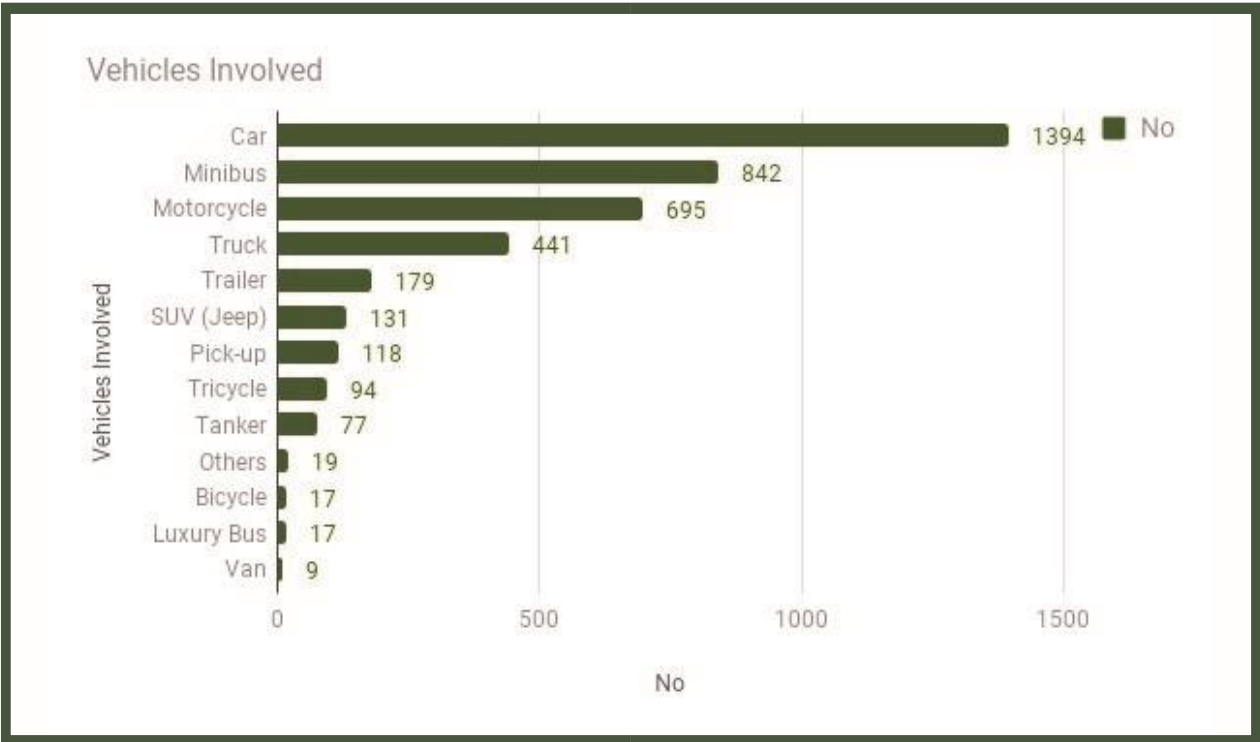


Road Transport Data - Q2 2017

Number of Vehicles Involved in Road Traffic Crashes



Vehicles Involved	No
Car	1394
Minibus	842
Motorcycle	695
Truck	441
Trailer	179
SUV (Jeep)	131
Pick-up	118
Tricycle	94
Tanker	77
Others	19
Bicycle	17
Luxury Bus	17
Van	9
Total	4033



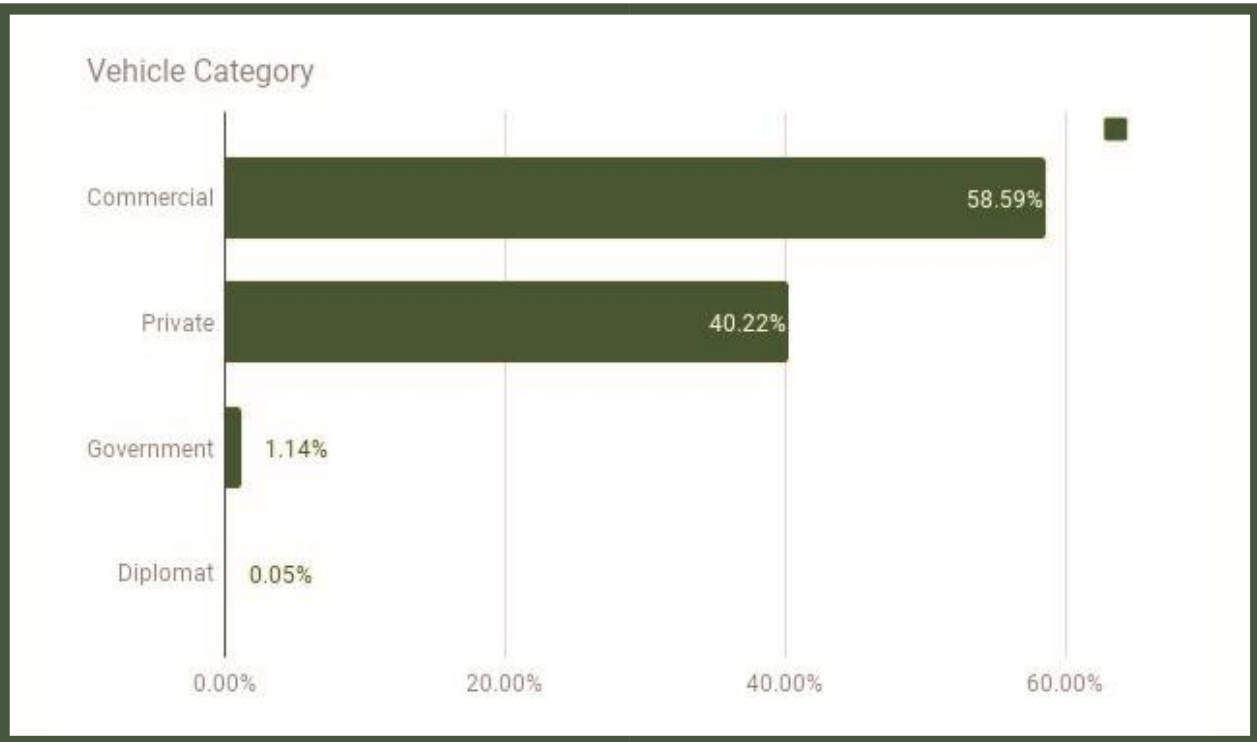
Car, Minibus and Motorcycle Top the Number of Vehicles Involved in Road Crashes in Q2 2017

Road Transport Data - Q2 2017

Vehicles Category



2ND QUARTER 2017	VEHICLE CATEGORY				TOTAL
	PRIVATE	COMMERCIAL	GOVERNMENT	DIPLOMAT	
TOTAL	1622	2363	46	2	4033
PERCENTAGE	40.22%	58.59%	1.14%	0.05%	100%



Commercial and Private Vehicles Top the List of Vehicle Categories Involved in Road Crashes in Q2 2017

Road Transport Data - Q2 2017

National Driver License Production On State Basis



S/N	State	Q2 2017
1	Abia	4,524
2	Adamawa	1,329
3	Akwa-Ibom	4,421
4	Anambra	6,522
5	Bauchi	1,155
6	Bayelsa	2,769
7	Benue	820
8	Borno	1,163
9	Cross-River	1378
10	Delta	9,778
11	Ebonyi	1,642
12	Edo	6,782
13	Ekiti	1,878
14	Enugu	6,641
15	FCT	19,806
16	Gombe	1,462
17	Imo	4,937
18	Jigawa	609
19	Kaduna	6,842
20	Kano	4,751
21	Katsina	1,286
22	Kebbi	431
23	Kogi	1,709
24	Kwara	4,026
25	Lagos	62,678
26	Nasarawa	2,908
27	Niger	2,552
28	Ogun	11,290
29	Ondo	4,140
30	Osun	4,182
31	Oyo	16,384
32	Plateau	3,226
33	Rivers	11,494
34	Sokoto	809
35	Taraba	698
36	Yobe	663
37	Zamfara	375
Total		218,060

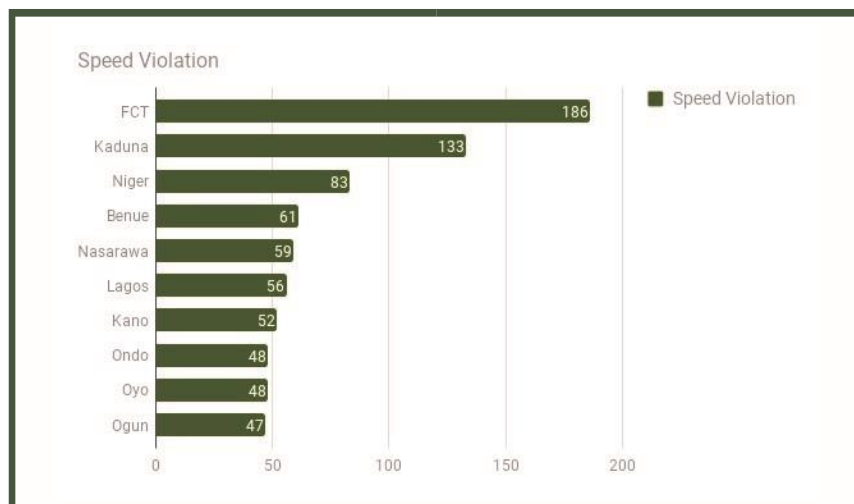
Lagos State Tops with the Highest Number of National Driver License Produced in Q2 2017

Road Transport Data - Q2 2017

Causative Factors Of Road Traffic Crashes Speed Violation



State	Speed Violation
Abia	12
Adamawa	19
Akwa Ibom	14
Anambra	30
Bauchi	31
Bayelsa	0
Benue	61
Borno	0
Cross River	12
Delta	22
Ebonyi	22
Edo	38
Ekiti	5
Enugu	22
FCT	186
Gombe	20
Imo	27
Jigawa	21
Kaduna	133
Kano	52
Katsina	35
Kebbi	22
Kogi	39
Kwara	24
Lagos	56
Nasarawa	59
Niger	83
Ogun	47
Ondo	48
Osun	41
Oyo	48
Plateau	28
Rivers	16
Sokoto	9
Taraba	3
Yobe	5
Zamfara	17
TOTAL	1307



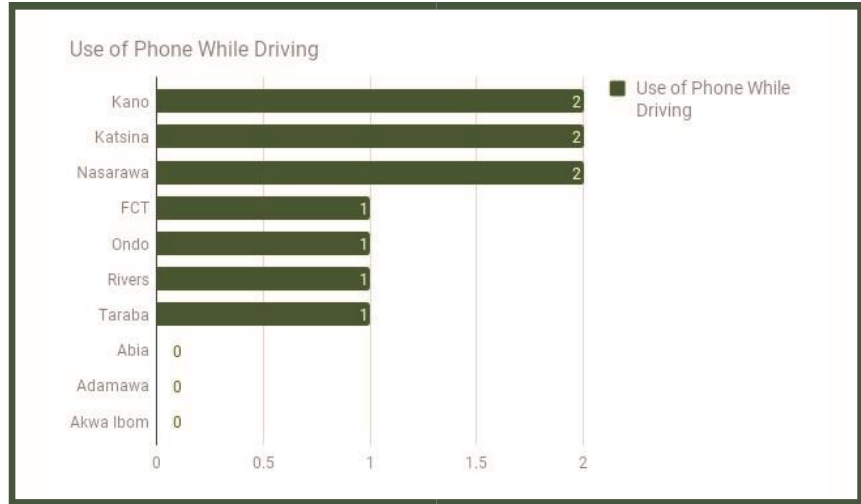
FCT and Kaduna State Recorded The Highest Number of Speed Violation in Q2 2017.

Road Transport Data - Q2 2017

Causative Factors Of Road Traffic Crashes Use of Phone While Driving



State	Use of Phone While Driving
Abia	0
Adamawa	0
Akwa Ibom	0
Anambra	0
Bauchi	0
Bayelsa	0
Benue	0
Borno	0
Cross River	0
Delta	0
Ebonyi	0
Edo	0
Ekiti	0
Enugu	0
FCT	1
Gombe	0
Imo	0
Jigawa	0
Kaduna	0
Kano	2
Katsina	2
Kebbi	0
Kogi	0
Kwara	0
Lagos	0
Nasarawa	2
Niger	0
Ogun	0
Ondo	1
Osun	0
Oyo	0
Plateau	0
Rivers	1
Sokoto	0
Taraba	1
Yobe	0
Zamfara	0
TOTAL	10



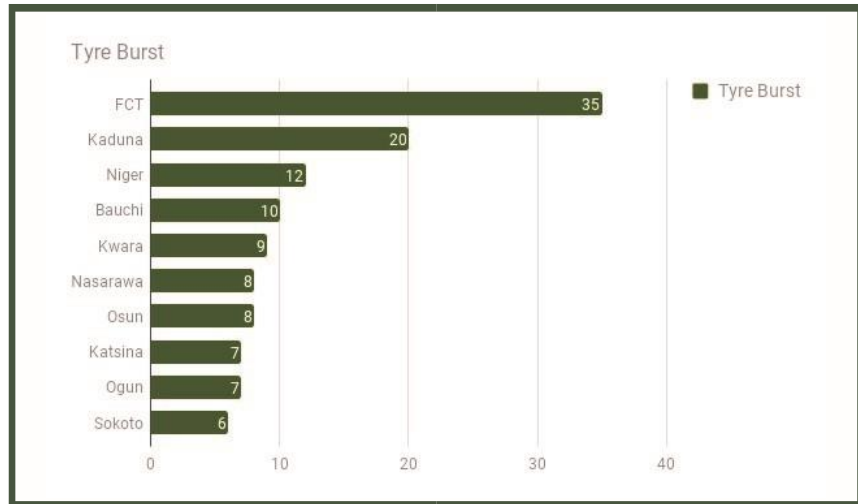
Kano and Katsina States Recorded The Highest Number of Road Crashes Due to Use of Phone While Driving

Road Transport Data - Q2 2017

Causative Factors Of Road Traffic Crashes Tyre Burst



State	Tyre Burst
Abia	3
Adamawa	1
Akwa Ibom	1
Anambra	3
Bauchi	10
Bayelsa	1
Benue	2
Borno	4
Cross River	0
Delta	4
Ebonyi	4
Edo	1
Ekiti	2
Enugu	3
FCT	35
Gombe	3
Imo	3
Jigawa	4
Kaduna	20
Kano	5
Katsina	7
Kebbi	0
Kogi	2
Kwara	9
Lagos	2
Nasarawa	8
Niger	12
Ogun	7
Ondo	4
Osun	8
Oyo	5
Plateau	5
Rivers	2
Sokoto	6
Taraba	3
Yobe	3
Zamfara	6
TOTAL	198



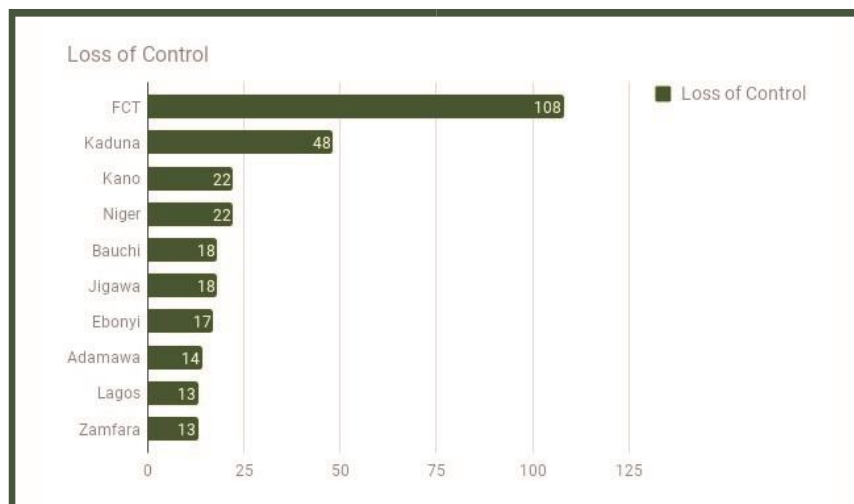
FCT Recorded The Highest Number of Road Crashes Due to Tyre Burst in Q2 2017

Road Transport Data - Q2 2017

Causative Factors Of Road Traffic Crashes Loss of Control



State	Loss of Control
Abia	0
Adamawa	14
Akwa Ibom	0
Anambra	12
Bauchi	18
Bayelsa	0
Benue	0
Borno	2
Cross River	1
Delta	4
Ebonyi	17
Edo	6
Ekiti	6
Enugu	0
FCT	108
Gombe	0
Imo	8
Jigawa	18
Kaduna	48
Kano	22
Katsina	4
Kebbi	5
Kogi	1
Kwara	11
Lagos	13
Nasarawa	0
Niger	22
Ogun	12
Ondo	0
Osun	0
Oyo	7
Plateau	0
Rivers	1
Sokoto	4
Taraba	0
Yobe	3
Zamfara	13
TOTAL	380



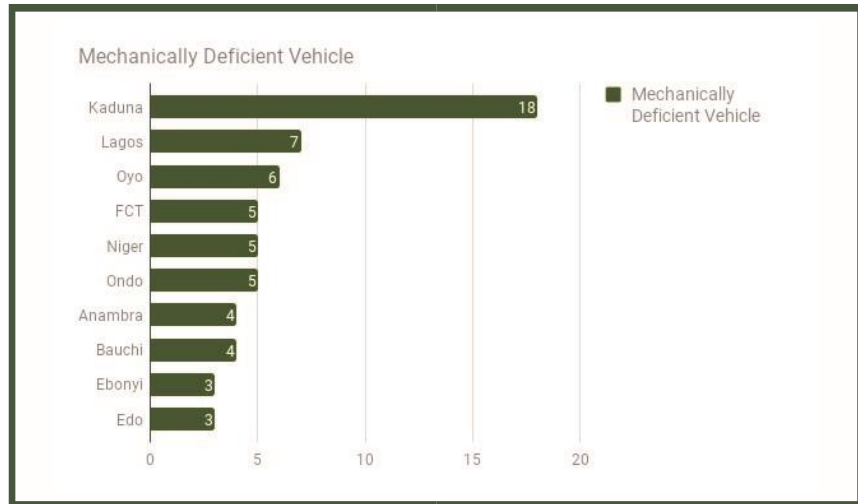
FCT Recorded The Highest Number of Road Crashes Due to Loss of Control in Q2 2017

Road Transport Data - Q2 2017

Causative Factors Of Road Traffic Crashes Mechanically Deficient Vehicle



State	Mechanically Deficient Vehicle
Abia	0
Adamawa	0
Akwa Ibom	0
Anambra	4
Bauchi	4
Bayelsa	0
Benue	0
Borno	0
Cross River	0
Delta	0
Ebonyi	3
Edo	3
Ekiti	2
Enugu	1
FCT	5
Gombe	1
Imo	3
Jigawa	0
Kaduna	18
Kano	0
Katsina	0
Kebbi	0
Kogi	3
Kwara	3
Lagos	7
Nasarawa	0
Niger	5
Ogun	0
Ondo	5
Osun	2
Oyo	6
Plateau	0
Rivers	3
Sokoto	0
Taraba	2
Yobe	1
Zamfara	0
TOTAL	81



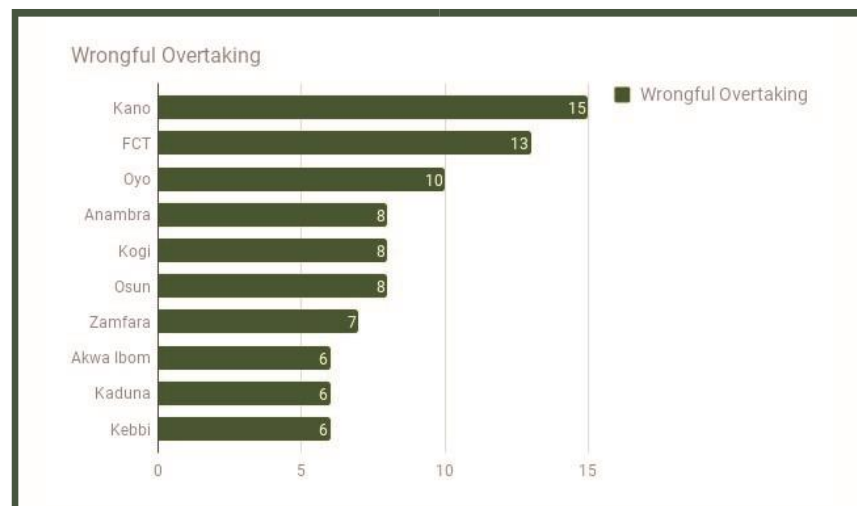
Kaduna State Recorded The Highest Number of Road Crashes Due to Mechanically Deficient Vehicle in Q2 2017

Road Transport Data - Q2 2017

Causative Factors Of Road Traffic Crashes Wrongful Overtaking



State	Wrongful Overtaking
Abia	2
Adamawa	3
Akwa Ibom	6
Anambra	8
Bauchi	0
Bayelsa	0
Benue	3
Borno	0
Cross River	1
Delta	2
Ebonyi	0
Edo	2
Ekiti	0
Enugu	1
FCT	13
Gombe	2
Imo	3
Jigawa	0
Kaduna	6
Kano	15
Katsina	0
Kebbi	6
Kogi	8
Kwara	4
Lagos	5
Nasarawa	3
Niger	2
Ogun	4
Ondo	3
Osun	8
Oyo	10
Plateau	3
Rivers	1
Sokoto	0
Taraba	1
Yobe	1
Zamfara	7
TOTAL	133



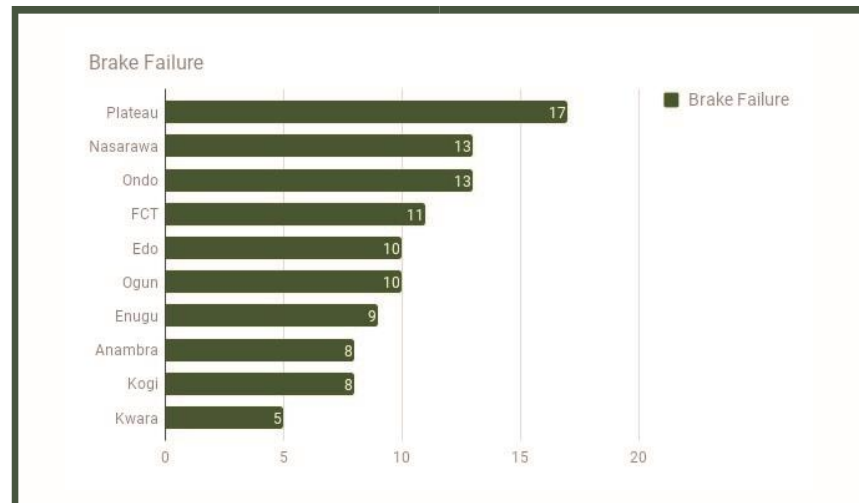
Kano State Recorded The Highest Number of Road Crashes Due to Wrongful Overtaking in Q2 2017

Road Transport Data - Q2 2017

Causative Factors Of Road Traffic Crashes Brake Failure



State	Brake Failure
Abia	2
Adamawa	0
Akwa Ibom	0
Anambra	8
Bauchi	3
Bayelsa	4
Benue	4
Borno	0
Cross River	2
Delta	2
Ebonyi	2
Edo	10
Ekiti	3
Enugu	9
FCT	11
Gombe	2
Imo	1
Jigawa	0
Kaduna	1
Kano	0
Katsina	0
Kebbi	0
Kogi	8
Kwara	5
Lagos	4
Nasarawa	13
Niger	3
Ogun	10
Ondo	13
Osun	5
Oyo	2
Plateau	17
Rivers	3
Sokoto	0
Taraba	0
Yobe	0
Zamfara	0
TOTAL	147



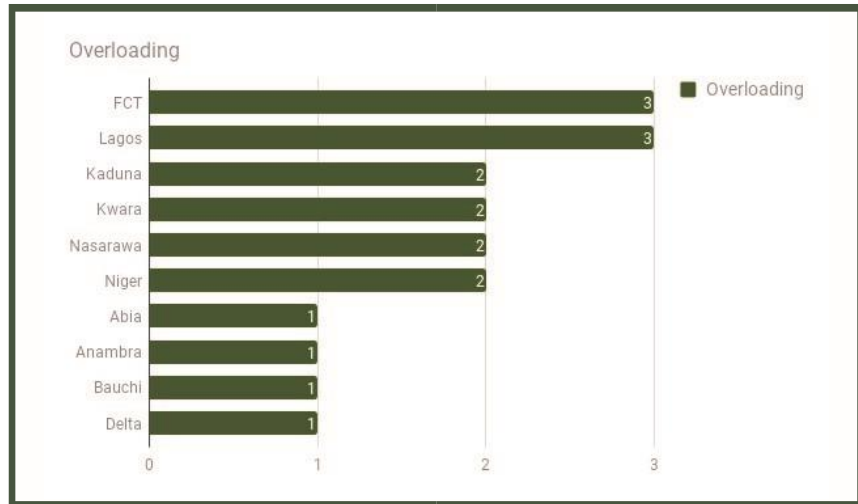
Plateau State Recorded The Highest Number of Road Crashes Due to Brake Failure in Q2 2017

Road Transport Data - Q2 2017

Causative Factors Of Road Traffic Crashes Overloading



State	Overloading
Abia	1
Adamawa	0
Akwa Ibom	0
Anambra	1
Bauchi	1
Bayelsa	0
Benue	0
Borno	0
Cross River	0
Delta	1
Ebonyi	0
Edo	1
Ekiti	0
Enugu	0
FCT	3
Gombe	0
Imo	0
Jigawa	0
Kaduna	2
Kano	0
Katsina	1
Kebbi	0
Kogi	0
Kwara	2
Lagos	3
Nasarawa	2
Niger	2
Ogun	0
Ondo	0
Osun	0
Oyo	1
Plateau	0
Rivers	0
Sokoto	0
Taraba	0
Yobe	0
Zamfara	0
TOTAL	21



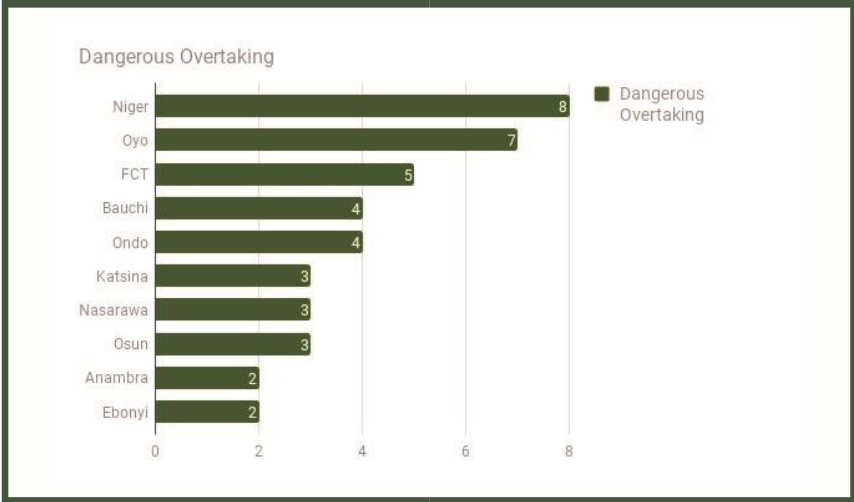
FCT and Lagos State Recorded The Highest Number of Road Crashes Due to Overloading in Q2 2017

Road Transport Data - Q2 2017

Causative Factors Of Road Traffic Crashes Dangerous Overtaking



State	Dangerous Overtaking
Abia	0
Adamawa	0
Akwa Ibom	0
Anambra	2
Bauchi	4
Bayelsa	0
Benue	1
Borno	0
Cross River	0
Delta	0
Ebonyi	2
Edo	0
Ekiti	0
Enugu	0
FCT	5
Gombe	0
Imo	2
Jigawa	0
Kaduna	0
Kano	0
Katsina	3
Kebbi	0
Kogi	1
Kwara	1
Lagos	1
Nasarawa	3
Niger	8
Ogun	0
Ondo	4
Osun	3
Oyo	7
Plateau	0
Rivers	1
Sokoto	1
Taraba	0
Yobe	0
Zamfara	1
TOTAL	50



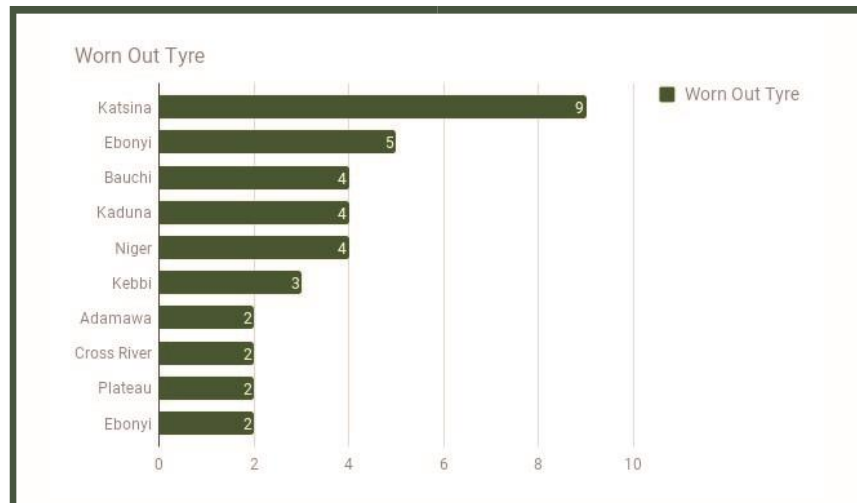
Niger State Recorded The Highest Number of Road Crashes Due to Dangerous Overtaking in Q2 2017

Road Transport Data - Q2 2017

Causative Factors Of Road Traffic Crashes Worn Out Tyre



State	Worn Out Tyre
Abia	0
Adamawa	2
Akwa Ibom	0
Anambra	1
Bauchi	4
Bayelsa	0
Benue	1
Borno	0
Cross River	2
Delta	0
Ebonyi	5
Edo	0
Ekiti	0
Enugu	0
FCT	1
Gombe	0
Imo	0
Jigawa	0
Kaduna	4
Kano	1
Katsina	9
Kebbi	3
Kogi	0
Kwara	0
Lagos	1
Nasarawa	1
Niger	4
Ogun	0
Ondo	0
Osun	0
Oyo	0
Plateau	2
Rivers	2
Sokoto	0
Taraba	0
Yobe	1
Zamfara	0
TOTAL	44



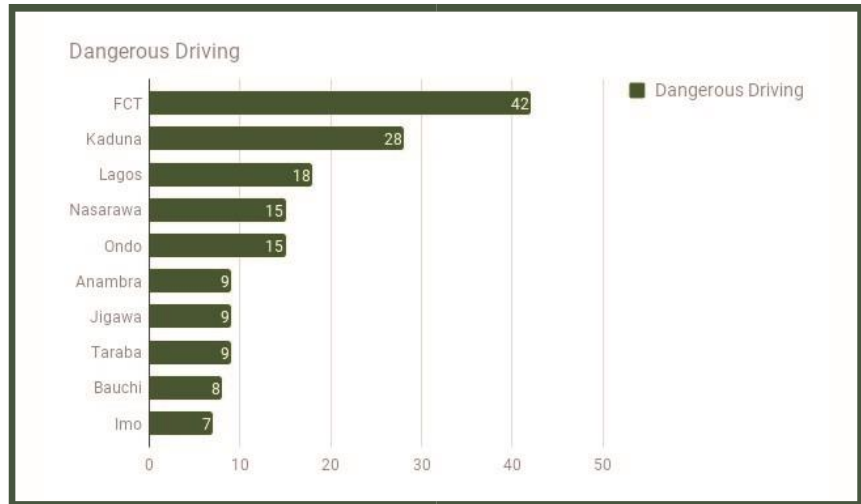
Katsina State Recorded The Highest Number of Road Crashes Due to Worn Out Tyre in Q2 2017

Road Transport Data - Q2 2017

Causative Factors Of Road Traffic Crashes Dangerous Driving



State	Dangerous Driving
Abia	3
Adamawa	2
Akwa Ibom	4
Anambra	9
Bauchi	8
Bayelsa	0
Benue	3
Borno	0
Cross River	5
Delta	2
Ebonyi	1
Edo	5
Ekiti	2
Enugu	4
FCT	42
Gombe	4
Imo	7
Jigawa	9
Kaduna	28
Kano	1
Katsina	6
Kebbi	2
Kogi	1
Kwara	0
Lagos	18
Nasarawa	15
Niger	5
Ogun	5
Ondo	15
Osun	3
Oyo	6
Plateau	4
Rivers	5
Sokoto	2
Taraba	9
Yobe	1
Zamfara	1
TOTAL	237



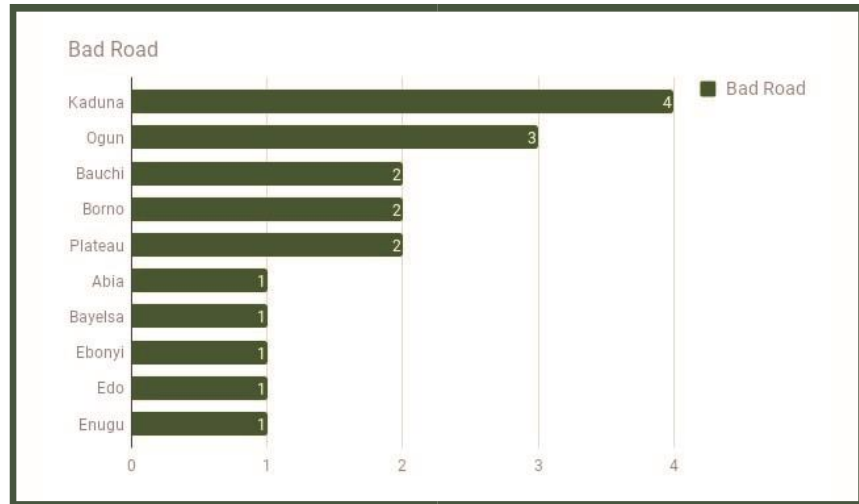
FCT Recorded The Highest Number of Road Crashes Due to Dangerous Driving in Q2 2017

Road Transport Data - Q2 2017

Causative Factors Of Road Traffic Crashes Bad Road



State	Bad Road
Abia	1
Adamawa	0
Akwa Ibom	0
Anambra	0
Bauchi	2
Bayelsa	1
Benue	0
Borno	2
Cross River	0
Delta	0
Ebonyi	1
Edo	1
Ekiti	0
Enugu	1
FCT	0
Gombe	0
Imo	0
Jigawa	0
Kaduna	4
Kano	0
Katsina	0
Kebbi	0
Kogi	1
Kwara	0
Lagos	0
Nasarawa	0
Niger	0
Ogun	3
Ondo	1
Osun	0
Oyo	0
Plateau	2
Rivers	1
Sokoto	0
Taraba	0
Yobe	0
Zamfara	0
TOTAL	21



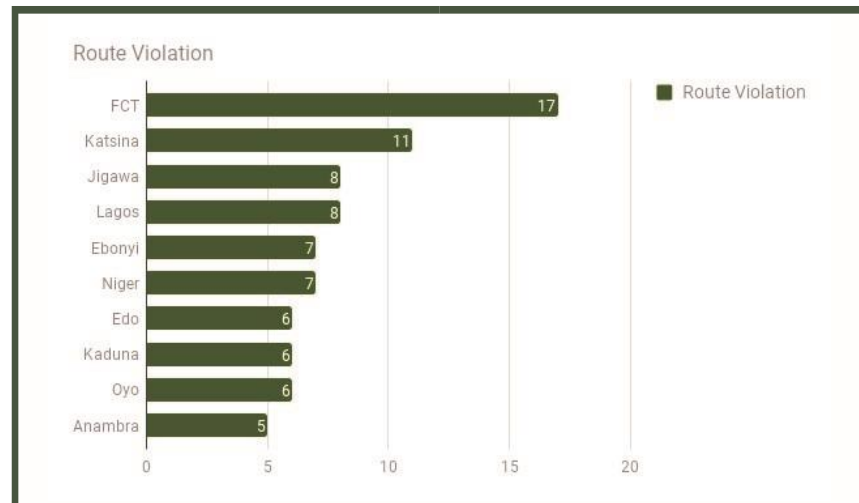
Kaduna State Recorded The Highest Number of Road Crashes Due to Bad Road in Q2 2017

Road Transport Data - Q2 2017

Causative Factors Of Road Traffic Crashes Route Violation



State	Route Violation
Abia	2
Adamawa	1
Akwa Ibom	2
Anambra	5
Bauchi	5
Bayelsa	0
Benue	2
Borno	0
Cross River	0
Delta	0
Ebonyi	7
Edo	6
Ekiti	0
Enugu	5
FCT	17
Gombe	0
Imo	0
Jigawa	8
Kaduna	6
Kano	5
Katsina	11
Kebbi	3
Kogi	2
Kwara	0
Lagos	8
Nasarawa	2
Niger	7
Ogun	2
Ondo	3
Osun	1
Oyo	6
Plateau	2
Rivers	1
Sokoto	1
Taraba	2
Yobe	0
Zamfara	1
TOTAL	123



FCT Recorded The Highest Number of Road Crashes Due to Route Violation in Q2 2017

Road Transport Data - Q2 2017

Causative Factors Of Road Traffic Crashes Road Obstruction Violation



State	Road Obstruction Violation
Abia	0
Adamawa	1
Akwa Ibom	0
Anambra	5
Bauchi	1
Bayelsa	0
Benue	1
Borno	0
Cross River	1
Delta	0
Ebonyi	8
Edo	0
Ekiti	0
Enugu	1
FCT	12
Gombe	0
Imo	0
Jigawa	4
Kaduna	5
Kano	0
Katsina	0
Kebbi	0
Kogi	0
Kwara	1
Lagos	6
Nasarawa	2
Niger	5
Ogun	1
Ondo	4
Osun	0
Oyo	4
Plateau	1
Rivers	0
Sokoto	0
Taraba	0
Yobe	0
Zamfara	1
TOTAL	64



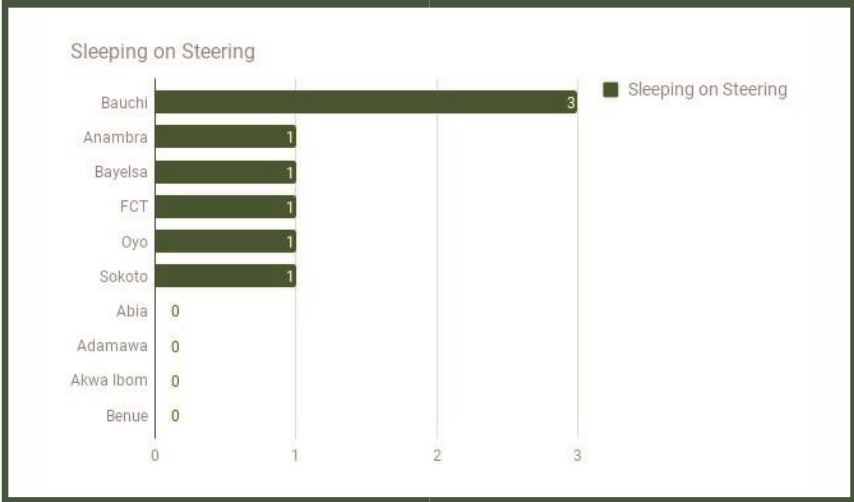
FCT Recorded The Highest Number of Road Crashes Due to Road Obstruction Violation in Q2 2017

Road Transport Data - Q2 2017

Causative Factors Of Road Traffic Crashes Sleeping on Steering



State	Sleeping on Steering
Abia	0
Adamawa	0
Akwa Ibom	0
Anambra	1
Bauchi	3
Bayelsa	1
Benue	0
Borno	0
Cross River	0
Delta	0
Ebonyi	0
Edo	0
Ekiti	0
Enugu	0
FCT	1
Gombe	0
Imo	0
Jigawa	0
Kaduna	0
Kano	0
Katsina	0
Kebbi	0
Kogi	0
Kwara	0
Lagos	0
Nasarawa	0
Niger	0
Ogun	0
Ondo	0
Osun	0
Oyo	1
Plateau	0
Rivers	0
Sokoto	1
Taraba	0
Yobe	0
Zamfara	0
TOTAL	8



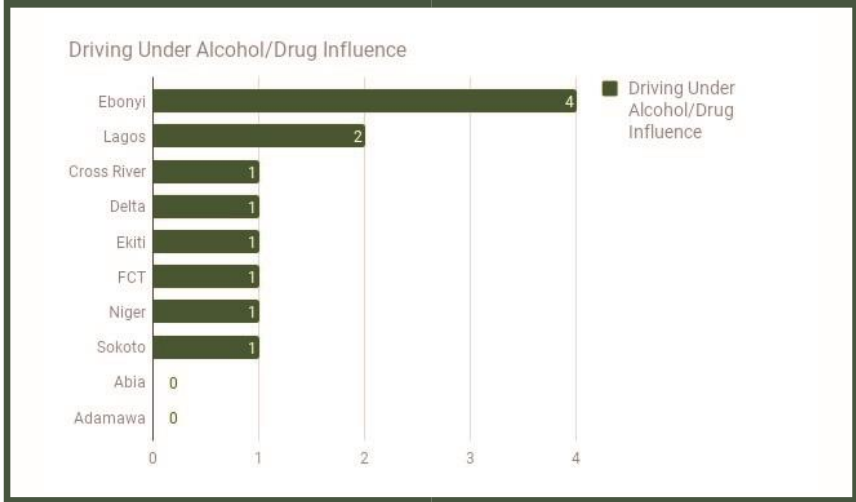
Bauchi Recorded The Highest Number of Road Crashes Due to Sleeping on Steering in Q2 2017

Road Transport Data - Q2 2017

Causative Factors Of Road Traffic Crashes Driving Under Alcohol/Drug Influence



State	Driving Under Alcohol/Drug Influence
Abia	0
Adamawa	0
Akwa Ibom	0
Anambra	0
Bauchi	0
Bayelsa	0
Benue	0
Borno	0
Cross River	1
Delta	1
Ebonyi	4
Edo	0
Ekiti	1
Enugu	0
FCT	1
Gombe	0
Imo	0
Jigawa	0
Kaduna	0
Kano	0
Katsina	0
Kebbi	0
Kogi	0
Kwara	0
Lagos	2
Nasarawa	0
Niger	1
Ogun	0
Ondo	0
Osun	0
Oyo	0
Plateau	0
Rivers	0
Sokoto	1
Taraba	0
Yobe	0
Zamfara	0
TOTAL	12



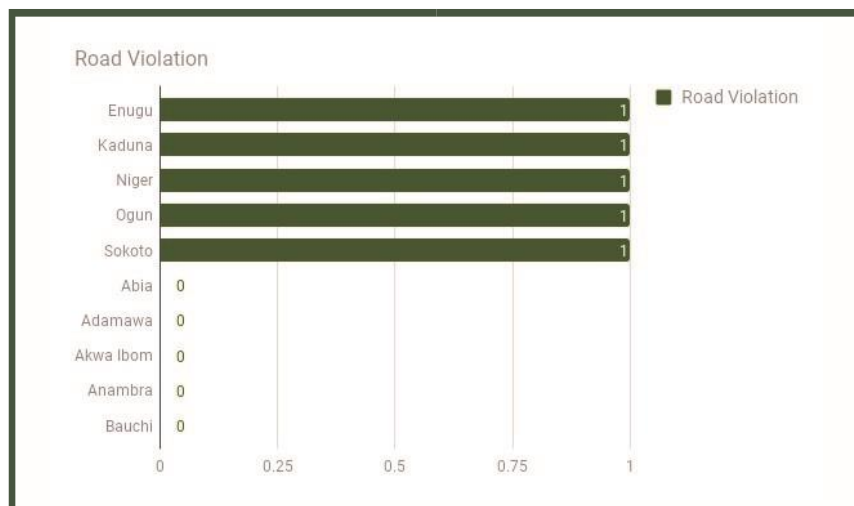
Ebonyi State Recorded The Highest Number of Road Crashes Due to Driving Under the Influence of Alcohol/Drug

Road Transport Data - Q2 2017

Causative Factors Of Road Traffic Crashes Road Violation



State	Road Violation
Abia	0
Adamawa	0
Akwa Ibom	0
Anambra	0
Bauchi	0
Bayelsa	0
Benue	0
Borno	0
Cross River	0
Delta	0
Ebonyi	0
Edo	0
Ekiti	0
Enugu	1
FCT	0
Gombe	0
Imo	0
Jigawa	0
Kaduna	1
Kano	0
Katsina	0
Kebbi	0
Kogi	0
Kwara	0
Lagos	0
Nasarawa	0
Niger	1
Ogun	1
Ondo	0
Osun	0
Oyo	0
Plateau	0
Rivers	0
Sokoto	1
Taraba	0
Yobe	0
Zamfara	0
TOTAL	5



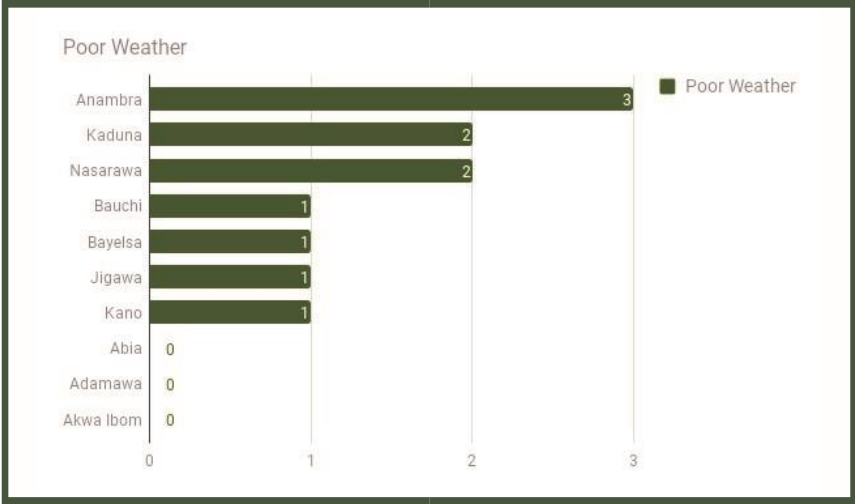
Enugu, Kaduna, Niger, Ogun and Sokoto States Recorded The Highest Number of Road Crashes Due to Road Violation in Q2 2017

Road Transport Data - Q2 2017

Causative Factors Of Road Traffic Crashes Poor Weather



State	Poor Weather
Abia	0
Adamawa	0
Akwa Ibom	0
Anambra	3
Bauchi	1
Bayelsa	1
Benue	0
Borno	0
Cross River	0
Delta	0
Ebonyi	0
Edo	0
Ekiti	0
Enugu	0
FCT	0
Gombe	0
Imo	0
Jigawa	1
Kaduna	2
Kano	1
Katsina	0
Kebbi	0
Kogi	0
Kwara	0
Lagos	0
Nasarawa	2
Niger	0
Ogun	0
Ondo	0
Osun	0
Oyo	0
Plateau	0
Rivers	0
Sokoto	0
Taraba	0
Yobe	0
Zamfara	0
TOTAL	11



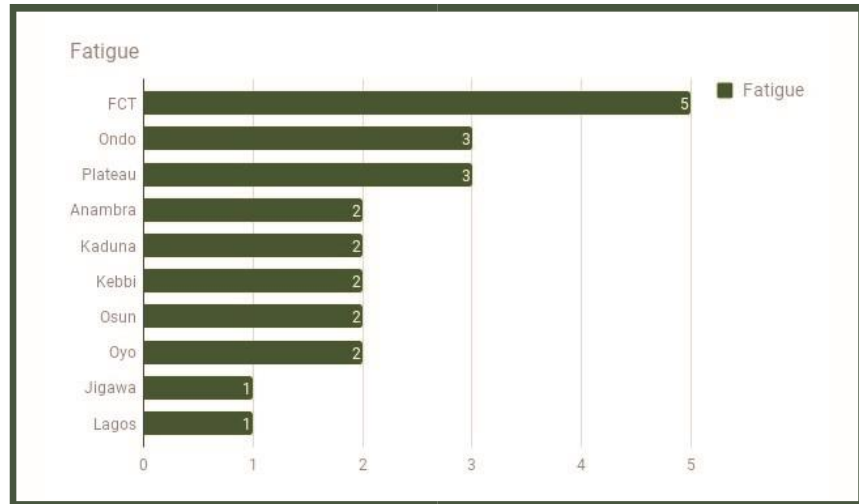
Anambra State Recorded The Highest Number of Road Crashes Due to Poor Weather in Q2 2017

Road Transport Data - Q2 2017

Causative Factors Of Road Traffic Crashes Fatigue



State	Fatigue
Abia	0
Adamawa	0
Akwa Ibom	0
Anambra	2
Bauchi	0
Bayelsa	0
Benue	0
Borno	0
Cross River	0
Delta	0
Ebonyi	0
Edo	0
Ekiti	0
Enugu	0
FCT	5
Gombe	0
Imo	0
Jigawa	1
Kaduna	2
Kano	0
Katsina	0
Kebbi	2
Kogi	0
Kwara	0
Lagos	1
Nasarawa	1
Niger	0
Ogun	0
Ondo	3
Osun	2
Oyo	2
Plateau	3
Rivers	0
Sokoto	1
Taraba	0
Yobe	1
Zamfara	0
TOTAL	26



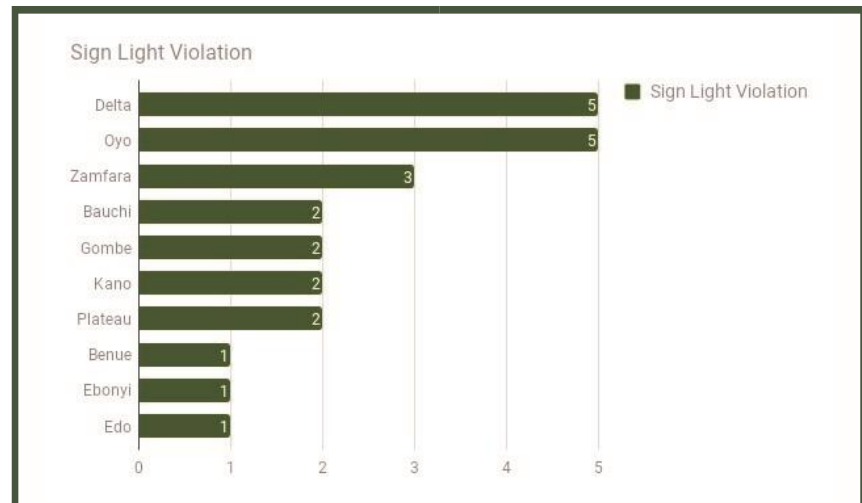
FCT Abuja Recorded The Highest Number of Road Crashes Due to Fatigue in Q2 2017

Road Transport Data - Q2 2017

Causative Factors Of Road Traffic Crashes Sign Light Violation



State	Sign Light Violation
Abia	0
Adamawa	0
Akwa Ibom	0
Anambra	0
Bauchi	2
Bayelsa	0
Benue	1
Borno	0
Cross River	0
Delta	5
Ebonyi	1
Edo	1
Ekiti	0
Enugu	0
FCT	0
Gombe	2
Imo	1
Jigawa	0
Kaduna	0
Kano	2
Katsina	0
Kebbi	0
Kogi	0
Kwara	0
Lagos	1
Nasarawa	0
Niger	1
Ogun	0
Ondo	0
Osun	0
Oyo	5
Plateau	2
Rivers	1
Sokoto	0
Taraba	0
Yobe	0
Zamfara	3
TOTAL	28



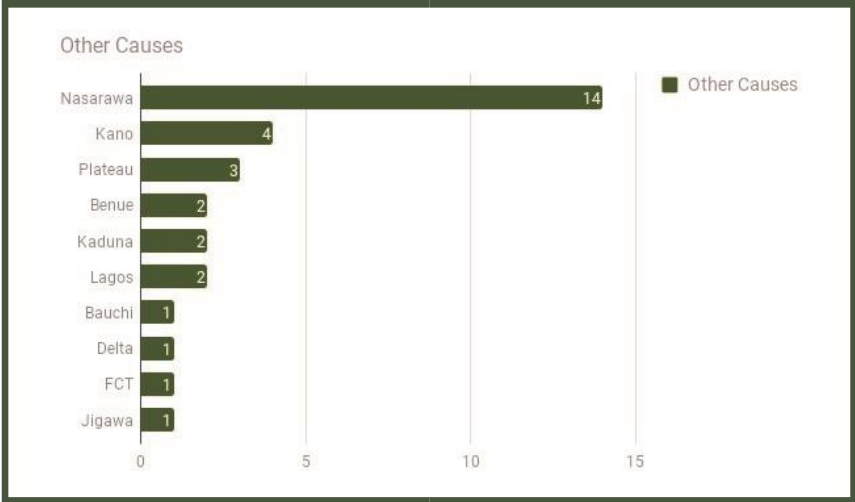
Delta and Oyo Recorded The Highest Number of Road Crashes Due to Sign Light Violation

Road Transport Data - Q2 2017

Causative Factors Of Road Traffic Crashes Other Causes



State	Other Causes
Abia	0
Adamawa	0
Akwa Ibom	0
Anambra	0
Bauchi	1
Bayelsa	0
Benue	2
Borno	0
Cross River	0
Delta	1
Ebonyi	0
Edo	0
Ekiti	0
Enugu	0
FCT	1
Gombe	0
Imo	0
Jigawa	1
Kaduna	2
Kano	4
Katsina	0
Kebbi	0
Kogi	1
Kwara	1
Lagos	2
Nasarawa	14
Niger	0
Ogun	0
Ondo	0
Osun	0
Oyo	0
Plateau	3
Rivers	1
Sokoto	1
Taraba	0
Yobe	0
Zamfara	0
TOTAL	35



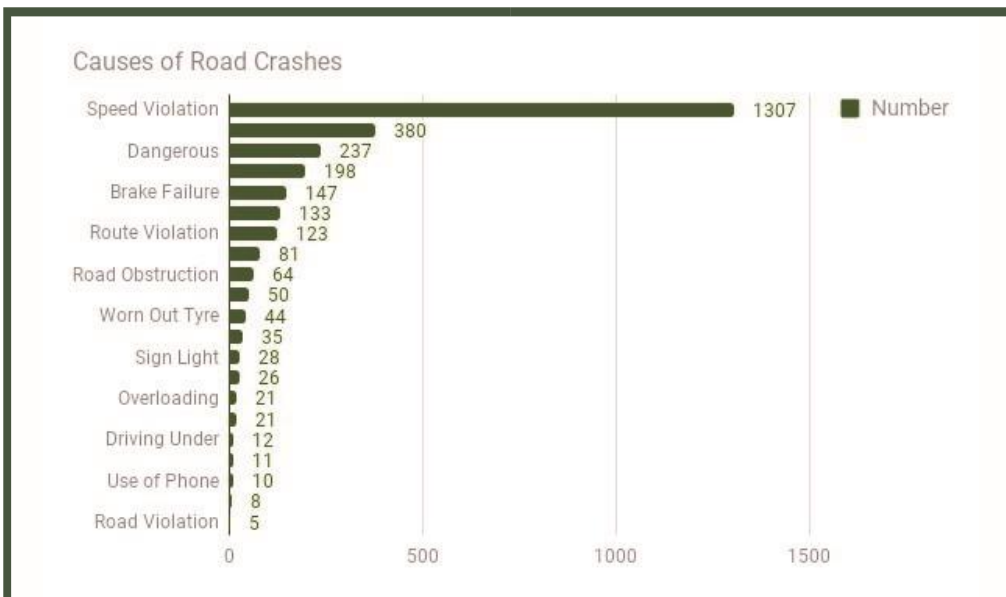
Nasarawa State Recorded The Highest Number of Road Crashes Due to other causes in Q2 2017

Road Transport Data - Q2 2017

Percentage Of Road Traffic Crashes by Causes



Causes of Road Crashes	Number	%
Speed Violation	1307	44.44%
Loss of Control	380	12.92%
Dangerous Driving	237	8.06%
Tyre Burst	198	6.73%
Brake Failure	147	5.00%
Wrongful Overtaking	133	4.52%
Route Violation	123	4.18%
Mechanically Deficient Vehicle	81	2.75%
Road Obstruction Violation	64	2.18%
Dangerous Overtaking	50	1.70%
Worn Out Tyre	44	1.50%
Other Causes	35	1.19%
Sign Light Violation	28	0.95%
Fatigue	26	0.88%
Overloading	21	0.71%
Bad Road	21	0.71%
Driving Under Alcohol/Drug Influence	12	0.41%
Poor Weather	11	0.37%
Use of Phone While Driving	10	0.34%
Sleeping on Steering	8	0.27%
Road Violation	5	0.17%
TOTAL	2941	100.00%



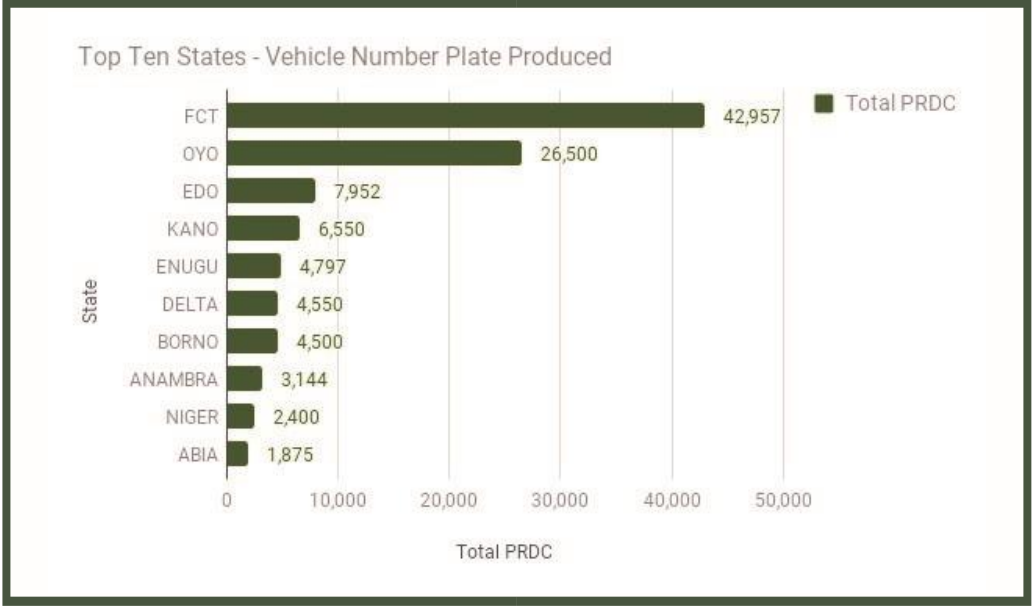
Speed Violation Tops The List of Causes of Road Crashes in Q2 2017

Road Transport Data - Q2 2017

Vehicle Number Plate Produced On State Basis



S/N	State	CMC PRDC	CMC REGD	CMV PRDC	CMV REGD	PMC PRDC	PMC REGD	PMV PRDC	PMV REGD	Total PRDC	Total REGD
1	ABIA	550	0	300	154	300	0	725	614	1,875	768
2	ADAMAWA	0	5	0	45	0	87	0	271	0	408
3	AKWA IBOM	0	1	0	192	0	0	0	439	0	632
4	ANAMBRA	0	3	801	1,447	0	7	2,343	2,780	3,144	4,237
5	BAUCHI	0	120	0	99	0	180	0	173	0	572
6	BAYELSA	0	0	0	68	0	0	0	417	0	485
7	BENUE	0	13	0	96	0	28	0	500	0	637
8	BORNO	4,500	0	0	23	0	0	0	187	4,500	210
9	CROSS RIVER	0	0	0	79	0	0	0	302	0	381
10	DELTA	2,150	0	600	673	200	0	1,600	2,044	4,550	2,717
11	EBONYI	0	2	0	254	0	0	0	390	0	646
12	EDO	0	1	1,750	631	0	0	6,202	3,434	7,952	4,066
13	EKITI	0	82	0	132	0	112	0	435	0	761
14	ENUGU	0	12	999	312	800	22	2,998	1,035	4,797	1,381
15	FCT	17,982	0	0	280	8,991	0	15,984	6,143	42,957	6,423
16	FEDERAL GOVERNMENT	0	0	0	0	0	0	0	0	0	481
17	GOMBE	0	181	0	52	0	154	0	134	0	521
18	IMO	0	1	0	300	0	0	0	1,733	0	2,034
19	JIGAWA	0	0	0	112	0	0	0	324	0	436
20	KADUNA	0	0	0	72	0	0	700	563	700	635
21	KANO	2,500	0	400	202	2,700	3	950	547	6,550	752
22	KATSINA	0	4	0	66	0	3	0	274	0	347
23	KEBBI	0	6	0	53	0	105	250	181	250	345
24	KOGI	0	11	0	38	0	16	0	246	0	311
25	KWARA	0	0	0	333	0	7	0	721	0	1,061
26	LAGOS	0	1,373	0	1,044	0	7	0	3,048	0	5,472
27	NASSARAWA	0	1	0	74	0	0	0	129	0	204
28	NIGER	400	0	0	111	1,000	0	1,000	490	2,400	601
29	OGUN	0	2	0	142	0	0	9	220	9	364
30	ONDO	0	22	0	62	0	1	0	341	0	426
31	OSUN	0	0	0	856	0	1,182	0	2,001	0	4,039
32	OYO	0	1	3,500	269	20,000	99	3,000	239	26,500	608
33	PLATEAU	0	5	0	165	0	0	0	473	0	643
34	RIVERS	0	0	0	346	0	0	102	3,233	102	3,579
35	SOKOTO	230	1	30	44	680	217	760	199	1,700	461
36	TARABA	0	187	0	21	0	201	0	57	0	466
37	YOBE	1,000	104	0	9	0	19	400	134	1,400	266
38	ZAMFARA	500	0	130	18	579	0	286	99	1,495	117
	TOTAL	29,812	2,138	8,510	8,874	35,250	2,450	37,309	34,550	110,881	48,493



FCT Produced The Highest Number of Vehicle Number Plate in Q2 2017

NB: *CMC- Commercial Motorcycle, CMV- Commercial Motor vehicle, PMC- Private Motorcycle, PMV- Private Motor vehicle, PRDC- Production, REGD- Registered



Data is supplied administratively by the Federal Road Safety Corps (FRSC) and verified and validated by the National Bureau of Statistics, Nigeria (NBS).

Appendix

ROAD TRAFFIC CRASHES ON STATE BASIS (2ND QUARTER 2017)

STATE	FATAL	SERIOUS	MINOR	TOTAL CASES	NUMBER INJURED	NUMBER KILLED	TOTAL CASUALTY	PEOPLE INVOLVED
Abia	5	14	0	19	88	9	97	222
Adamawa	6	33	1	40	91	12	103	264
Akwa Ibom	8	13	6	27	55	14	69	162
Anambra	8	38	25	71	119	16	135	481
Bauchi	30	55	0	85	359	61	420	633
Bayelsa	2	4	1	7	23	9	32	103
Benue	21	19	43	83	308	47	355	515
Borno	2	4	2	8	28	2	30	52
Cross River	7	11	0	18	50	12	62	81
Delta	18	20	4	42	111	24	135	254
Ebonyi	32	29	11	72	110	41	151	421
Edo	18	37	8	63	200	26	226	491
Ekiti	3	9	0	12	45	5	50	111
Enugu	12	23	12	47	188	19	207	401
FCT	58	239	49	346	752	111	863	1844
Gombe	8	26	0	34	134	16	150	198
Imo	14	31	2	47	159	22	181	402
Jigawa	11	41	0	52	178	16	194	310
Kaduna	72	120	8	200	810	140	950	1604
Kano	20	58	3	81	337	38	375	603
Katsina	15	55	1	71	291	32	323	520
Kebbi	8	33	1	42	195	91	286	328
Kogi	29	55	5	89	403	54	457	862
Kwara	18	23	3	44	255	34	289	508
Lagos	23	75	29	127	292	34	326	958
Nasarawa	24	44	51	119	333	42	375	586
Niger	31	102	6	139	444	51	495	934
Ogun	24	46	11	81	238	35	273	591
Ondo	30	52	5	87	285	57	342	629
Osun	19	36	1	56	238	65	303	579
Oyo	28	56	4	88	318	38	356	671
Plateau	10	18	39	67	241	22	263	414
Rivers	5	21	10	36	85	8	93	188
Sokoto	7	21	0	28	91	20	111	145
Taraba	1	20	0	21	71	1	72	94
Yobe	11	4	1	16	95	15	110	146
Zamfara	21	17	0	38	250	40	290	364
TOTAL	659	1502	342	2503	8270	1279	9549	17669

Source: Federal Road Safety Corps (FRSC)

Appendix

SEX DISTRIBUTION OF PERSONS INJURED IN RTC (2ND QUARTER 2017)

SEX	Persons Injured	
	Frequency	Percentage
MALE ADULT	5954	72.00%
FEMALE ADULT	1851	22.38%
MALE CHILD	263	3.18%
FEMALE CHILD	202	2.44%
TOTAL	8270	100%

Source: Federal Road Safety Corps (FRSC)

SEX DISTRIBUTION OF PERSONS KILLED IN RTC (2ND QUARTER 2017)

SEX	Persons Killed	
	Frequency	Percentage
MALE ADULT	976	76.31%
FEMALE ADULT	231	18.06%
MALE CHILD	46	3.60%
FEMALE CHILD	26	2.03%
TOTAL	1279	100%

Source: Federal Road Safety Corps (FRSC)

Appendix

NUMBER OF VEHICLES INVOLVED IN ROAD TRAFFIC CRASHES (2ND QUARTER 2017)

	VEHICLE INVOLVED													TOTAL
	BICYCLE	MOTORCYCLE	TRICYCLE	CAR	SUV(JEEP)	VAN	MINIBUS	LUXURY BUS	PICK-UP	TRUCK	TANKER	TRAILER	OTHERS	
2ND QUARTER 2017	17	695	94	1394	131	9	842	17	118	441	77	179	19	4033

Source: Federal Road Safety Corps (FRSC)

CATEGORY OF VEHICLES INVOLVED IN ROAD TRAFFIC CRASHES (2ND QUARTER 2017)

	VEHICLE CATEGORY				TOTAL
	PRIVATE	COMMERCIAL	GOVERNMENT	DIPLOMAT	
2ND QUARTER 2017					
TOTAL	1622	2363	46	2	4033
PERCENTAGE	40.22%	58.59%	1.14%	0.05%	100%

Source: Federal Road Safety Corps (FRSC)

Appendix

CAUSATIVE FACTORS OF ROAD TRAFFIC CRASHES (2ND QUARTER 2017)

STATE	SPV	UPD	TBT	LOC	MDV	WOV	BEL	OVL	DOT	WOT	DGD	BRD	RTV	OBS	SOS	DOV	DAD	ROV	PWR	FTQ	SLV	OTHERS	TOTAL
Abia	12	0	3	0	0	2	2	1	0	0	3	1	2	0	0	0	0	0	0	0	0	0	26
Adamawa	19	0	1	14	0	3	0	0	0	2	2	0	1	1	0	0	0	0	0	0	0	0	43
Akwa Ibom	14	0	1	0	0	6	0	0	0	0	4	0	2	0	0	0	0	0	0	0	0	0	27
Anambra	30	0	3	12	4	8	8	1	2	1	9	0	5	5	1	0	0	0	3	2	0	0	94
Bauchi	31	0	10	18	4	0	3	1	4	4	8	2	5	1	3	0	0	0	1	0	2	1	98
Bayelsa	0	0	1	0	0	0	4	0	0	0	0	1	0	0	1	0	0	0	1	0	0	0	8
Benue	61	0	2	0	0	3	4	0	1	1	3	0	2	1	0	0	0	0	0	0	1	2	81
Borno	0	0	4	2	0	0	0	0	0	0	0	2	0	0	0	0	0	0	0	0	0	0	8
Cross River	12	0	0	1	0	1	2	0	0	2	5	0	0	1	0	0	1	0	0	0	0	0	25
Delta	22	0	4	4	0	2	2	1	0	0	2	0	0	0	0	0	1	0	0	0	5	1	44
Ebonyi	22	0	4	17	3	0	2	0	2	5	1	1	7	8	0	0	4	0	0	0	1	0	77
Edo	38	0	1	6	3	2	10	1	0	0	5	1	6	0	0	0	0	0	0	0	1	0	74
Ekiti	5	0	2	6	2	0	3	0	0	0	2	0	0	0	0	0	1	0	0	0	0	0	21
Enugu	22	0	3	0	1	1	9	0	0	0	4	1	5	1	0	0	0	1	0	0	0	0	48
FCT	186	1	35	108	5	13	11	3	0	1	42	0	17	12	1	5	1	0	0	5	0	1	447
Gombe	20	0	3	0	1	2	2	0	0	0	4	0	0	0	0	0	0	0	0	0	2	0	34
Imo	27	0	3	8	3	3	1	0	2	0	7	0	0	0	0	0	0	0	0	0	1	0	55
Jigawa	21	0	4	18	0	0	0	0	0	0	9	0	8	4	0	0	0	0	1	1	0	1	67
Kaduna	133	0	20	48	18	6	1	2	0	4	28	4	6	5	0	0	0	1	2	2	0	2	282
Kano	52	2	5	22	0	15	0	0	0	1	1	0	5	0	0	0	0	0	1	0	2	4	110
Katsina	35	2	7	4	0	0	0	1	3	9	6	0	11	0	0	0	0	0	0	0	0	0	78
Kebbi	22	0	0	5	0	6	0	0	0	3	2	0	3	0	0	0	0	0	0	2	0	0	43
Kogi	39	0	2	1	3	8	8	0	0	0	1	1	2	0	0	1	0	0	0	0	0	1	67
Kwara	24	0	9	11	3	4	5	2	1	0	0	0	0	1	0	0	0	0	0	0	0	1	61
Lagos	56	0	2	13	7	5	4	3	0	1	18	0	8	6	0	1	2	0	0	1	1	2	130
Nasarawa	59	2	8	0	0	3	13	2	3	1	15	0	2	2	0	0	0	0	2	1	0	14	127
Niger	83	0	12	22	5	2	3	2	8	4	5	0	7	5	0	0	1	1	0	0	1	0	161
Ogun	47	0	7	12	0	4	10	0	0	0	5	3	2	1	0	0	0	1	0	0	0	0	92
Ondo	48	1	4	0	5	3	13	0	4	0	15	1	3	4	0	0	0	0	0	3	0	0	104
Osun	41	0	8	0	2	8	5	0	3	0	3	0	1	0	0	0	0	0	0	2	0	0	73
Oyo	48	0	5	7	6	10	2	1	7	0	6	0	6	4	1	0	0	0	0	2	5	0	110
Plateau	28	0	5	0	0	3	17	0	0	2	4	2	2	1	0	0	0	0	0	3	2	3	72
Rivers	16	1	2	1	3	1	3	0	1	2	5	1	1	0	0	0	0	0	0	0	1	1	39
Sokoto	9	0	6	4	0	0	0	0	1	0	2	0	1	0	1	0	1	1	0	1	0	1	28
Taraba	3	1	3	0	2	1	0	0	0	0	9	0	2	0	0	0	0	0	0	0	0	0	21
Yobe	5	0	3	3	1	1	0	0	0	1	1	0	0	0	0	0	0	0	0	1	0	0	16
Zamfara	17	0	6	13	0	7	0	0	1	0	1	0	1	1	0	0	0	0	0	0	3	0	50
TOTAL	1307	10	198	380	81	133	147	21	43	44	237	21	123	64	8	7	12	5	11	26	28	35	2941

Source: Federal Road Safety Corps (FRSC)

Appendix

S/N	State	2nd QUARTER
1	Abia	4,524
2	Adamawa	1,329
3	Akwa-Ibom	4,421
4	Anambra	6,522
5	Bauchi	1,155
6	Bayelsa	2,769
7	Benue	820
8	Borno	1,163
9	Cross-River	1378
10	Delta	9,778
11	Ebonyi	1,642
12	Edo	6,782
13	Ekiti	1,878
14	Enugu	6,641
15	FCT	19,806
16	Gombe	1,462
17	Imo	4,937
18	Jigawa	609
19	Kaduna	6,842
20	Kano	4,751
21	Katsina	1,286
22	Kebbi	431
23	Kogi	1,709
24	Kwara	4,026
25	Lagos	62,678
26	Nasarawa	2,908
27	Niger	2,552
28	Ogun	11,290
29	Ondo	4,140
30	Osun	4,182
31	Oyo	16,384
32	Plateau	3,226
33	Rivers	11,494
34	Sokoto	809
35	Taraba	698
36	Yobe	663
37	Zamfara	375
Total		218,060

Source: Federal Road Safety Corps (FRSC)

Appendix

S/N	State	CMC PRDC	CMC REGD	CMV PRDC	CMV REGD	PMC PRDC	PMC REGD	PMV PRDC	PMV REGD	Total PRDC	Total REGD
1	ABIA	550	0	300	154	300	0	725	614	1,875	768
2	ADAMAWA	0	5	0	45	0	87	0	271	0	408
3	AKWA IBOM	0	1	0	192	0	0	0	439	0	632
4	ANAMBRA	0	3	801	1,447	0	7	2,343	2,780	3,144	4,237
5	BAUCHI	0	120	0	99	0	180	0	173	0	572
6	BAYELSA	0	0	0	68	0	0	0	417	0	485
7	BENUE	0	13	0	96	0	28	0	500	0	637
8	BORNO	4,500	0	0	23	0	0	0	187	4,500	210
9	CROSS RIVER	0	0	0	79	0	0	0	302	0	381
10	DELTA	2,150	0	600	673	200	0	1,600	2,044	4,550	2,717
11	EBONYI	0	2	0	254	0	0	0	390	0	646
12	EDO	0	1	1,750	631	0	0	6,202	3,434	7,952	4,066
13	EKITI	0	82	0	132	0	112	0	435	0	761
14	ENUGU	0	12	999	312	800	22	2,998	1,035	4,797	1,381
15	FCT	17,982	0	0	280	8,991	0	15,984	6,143	42,957	6,423
16	FEDERAL GOVERNMENT	0	0	0	0	0	0	0	0	0	481
17	GOMBE	0	181	0	52	0	154	0	134	0	521
18	IMO	0	1	0	300	0	0	0	1,733	0	2,034
19	JIGAWA	0	0	0	112	0	0	0	324	0	436
20	KADUNA	0	0	0	72	0	0	700	563	700	635
21	KANO	2,500	0	400	202	2,700	3	950	547	6,550	752
22	KATSINA	0	4	0	66	0	3	0	274	0	347
23	KEBBI	0	6	0	53	0	105	250	181	250	345
24	KOGI	0	11	0	38	0	16	0	246	0	311
25	KWARA	0	0	0	333	0	7	0	721	0	1,061
26	LAGOS	0	1,373	0	1,044	0	7	0	3,048	0	5,472
27	NASSARAWA	0	1	0	74	0	0	0	129	0	204
28	NIGER	400	0	0	111	1,000	0	1,000	490	2,400	601
29	OGUN	0	2	0	142	0	0	9	220	9	364
30	ONDO	0	22	0	62	0	1	0	341	0	426
31	OSUN	0	0	0	856	0	1,182	0	2,001	0	4,039
32	OYO	0	1	3,500	269	20,000	99	3,000	239	26,500	608
33	PLATEAU	0	5	0	165	0	0	0	473	0	643
34	RIVERS	0	0	0	346	0	0	102	3,233	102	3,579
35	SOKOTO	230	1	30	44	680	217	760	199	1,700	461
36	TARABA	0	187	0	21	0	201	0	57	0	466
37	YOBE	1,000	104	0	9	0	19	400	134	1,400	266
38	ZAMFARA	500	0	130	18	579	0	286	99	1,495	117
TOTAL		29,812	2,138	8,510	8,874	35,250	2,450	37,309	34,550	110,881	48,493

*CMC- Commercial Motorcycle, CMV- Commercial Motor vehicle, PMC- Private Motorcycle, PMV- Private Motor vehicle, PRDC- Production, REGD- Registered

Source: Federal Road Safety Corps (FRSC)

Acknowledgements

We acknowledge the contributions of our strategic partner Federal Road Safety Corps (FRSC) and our technical partner, Proshare in the design, concept and production of this publication.



Contact Us

@nigerianstat

 NBSNigeria

 www.nigerianstat.gov.ng

Head Office Address

+234 803 386 5388
District, FCT, Abuja Nigeria.



Plot

feedback@nigerianstat.gov.ng
762, Independence Avenue, Central Business