

Premium Motor Spirit (Petrol) Price Watch

(JUNE 2017)

Report Date: July 2017

Data Source: National Bureau of Statistics (NBS)



NATIONAL BUREAU OF STATISTICS

Contents

Executive Summary.....	1
Average Petrol Prices Across States.....	2
Average Petrol Prices Across Zones – North Central.....	3
Average Petrol Prices Across Zones – North East.....	4
Average Petrol Prices Across Zones – North West.....	5
Average Petrol Prices Across Zones – South East.....	6
Average Petrol Prices Across Zones – South South.....	7
Average Petrol Prices Across Zones –South West.....	8
12 Months Average Prices.....	9
Appendix - Tables.....	10
Methodology.....	11
Acknowledgment and Contact.....	12

Executive Summary

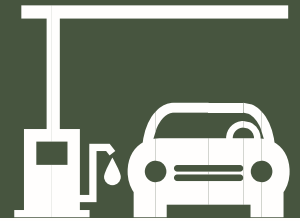
Average price paid by consumers for premium motor spirit (petrol) increased by 1.2% year-on-year and decreased by -0.3% month-on-month to N150.3 in June 2017 from N150.7 in May 2017.

States with the highest average price of premium motor spirit (petrol) were Yobe (N168), Gombe (N167.50) & Adamawa (162.50).

States with the lowest average price of premium motor spirit (petrol) were Abuja, Edo, Ekiti, Ogun, and Osun (N145), Ondo & Kano (N145.3) and Kwara & Oyo (N145.5).

Premium Motor Spirit (Petrol) Price Watch – June 2017

Average PMS Prices Across States



Average

N150.3

State	Jun-17	YoY %	MoM %
Abia	149.7	1.2	-1.5
Abuja	145	0	0
Adamawa	162.5	3.7	1.6
Akwa Ibom	149.6	2.7	0.1
Anambra	148.3	1.9	0.3
Bauchi	152.5	5.2	3.4
Bayelsa	160.4	5.4	4.5
Benue	151.3	3.6	-4.4
Borno	152.9	-11.6	-4.4
Cross River	148.4	-2.2	-0.8
Delta	145.8	0.2	0.6
Ebonyi	156.4	3.1	2.6
Edo	145	0	-0.2
Ekiti	145	-0.2	0
Enugu	154.5	2.7	1.7
Gombe	167.5	12.1	-2.9
Imo	147.6	1	-0.8
Jigawa	145.8	0.3	-1
Kaduna	148.8	2.2	0.1
Kano	145.3	0.2	-0.1
Katsina	150.3	3.7	3.7
Kebbi	157.1	4	-0.6
Kogi	148.9	0	0
Kwara	145.5	-4.2	-4.9
Lagos	145.7	0.4	0.4
Nassarawa	146.1	-3.7	-1.4
Niger	148.7	2.6	2.2
Ogun	145	0	0
Ondo	145.3	-0.2	0
Osun	145	0	0
Oyo	145.5	0.4	0.1
Plateau	148.5	-0.2	2
Rivers	145.6	-1.9	-7.5
Sokoto	150.7	3.9	-4.5
Taraba	156.3	-2.3	-3.5
Yobe	168	10.3	7.4
Zamfara	146.3	1.2	-0.3

STATES WITH THE HIGHEST AVERAGE PRICES IN JUNE 2017

YOBE

N168.0

GOMBE

N167.5

ADAMAWA

N162.5

STATES WITH THE LOWEST AVERAGE PRICES IN JUNE 2017

KWARA & OYO

N145.33

ONDO

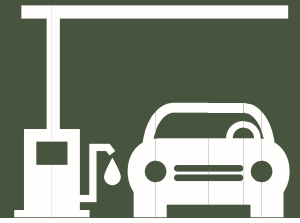
N145.31

ABUJA, EDO, EKITI,
OGUN AND OSUN

N145.0

Premium Motor Spirit (Petrol) Price Watch – June 2017

Average PMS Prices Across Zones - North Central



Average

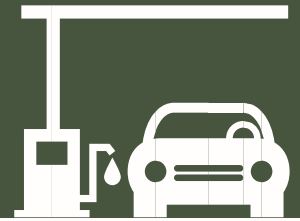
N147.7

State	Jun-17	YoY %	MoM %
Abuja	145	0	0
Benue	151.3	3.6	-4.4
Kogi	148.9	0	0
Kwara	145.5	-4.2	-4.9
Nasarawa	146.1	-3.7	-1.4
Niger	148.7	2.6	2.2
Plateau	148.5	-0.2	2

Benue State has the highest average price in the North Central Region for June 2017 while Abuja has the least average price.

Premium Motor Spirit (Petrol) Price Watch – June 2017

Average PMS Prices Across Zones - North East



Average

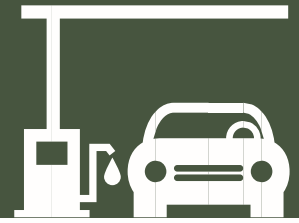
N159.9

State	Jun-17	YoY %	MoM %
Adamawa	162.5	3.7	1.6
Bauchi	152.5	5.2	3.4
Borno	152.9	-11.6	-4.4
Gombe	167.5	12.1	-2.9
Taraba	156.3	-2.3	-3.5
Yobe	168	10.3	7.4

Gombe State has the highest average price in the North East for June 2017 while Bauchi State has the least average price.

Premium Motor Spirit (Petrol) Price Watch – June 2017

Average PMS Prices Across Zones - North West



Average

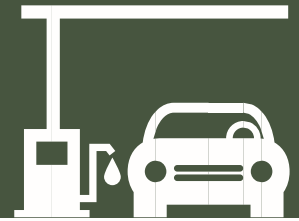
N149.2

State	Jun-17	YoY %	MoM %
Jigawa	145.8	0.3	-1
Kaduna	148.8	2.2	0.1
Kano	145.3	0.2	-0.1
Katsina	150.3	3.7	3.7
Kebbi	157.1	4	-0.6
Sokoto	150.7	3.9	-4.5
Zamfara	146.3	1.2	-0.3

Kebbi State has the highest average price in the North West Region for June 2017 while Kano State has the least average price.

Premium Motor Spirit (Petrol) Price Watch – June 2017

Average PMS Prices Across Zones - South East



Average

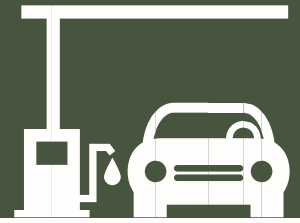
N151.3

State	Jun-17	YoY %	MoM %
Abia	149.7	1.2	-1.5
Anambra	148.3	1.9	0.3
Ebonyi	156.4	3.1	2.6
Enugu	154.5	2.7	1.7
Imo	147.6	1	-0.8

Ebonyi State has the highest average price in the South East Region for June 2017 while Imo State has the least average price.

Premium Motor Spirit (Petrol) Price Watch – June 2017

Average PMS Prices Across Zones - South South



Average

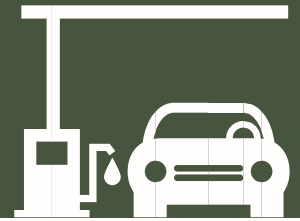
N149.1

State	Jun-17	YoY %	MoM %
Akwa Ibom	149.6	2.7	0.1
Bayelsa	160.4	5.4	4.5
Cross River	148.4	-2.2	-0.8
Delta	145.8	0.2	0.6
Edo	145	0	-0.2
Rivers	145.6	-1.9	-7.5

Bayelsa State has the highest average price in the South South Region for June 2017 while Edo State has the least average price.

Premium Motor Spirit (Petrol) Price Watch – June 2017

Average PMS Prices Across Zones - South West



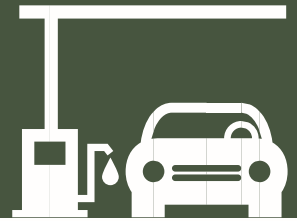
Average

N145.2

State	Jun-17	YoY %	MoM %
Ekiti	145	-0.2	0
Lagos	145.7	0.4	0.4
Ogun	145	0	0
Ondo	145.3	-0.2	0
Osun	145	0	0
Oyo	145.5	0.4	0.1

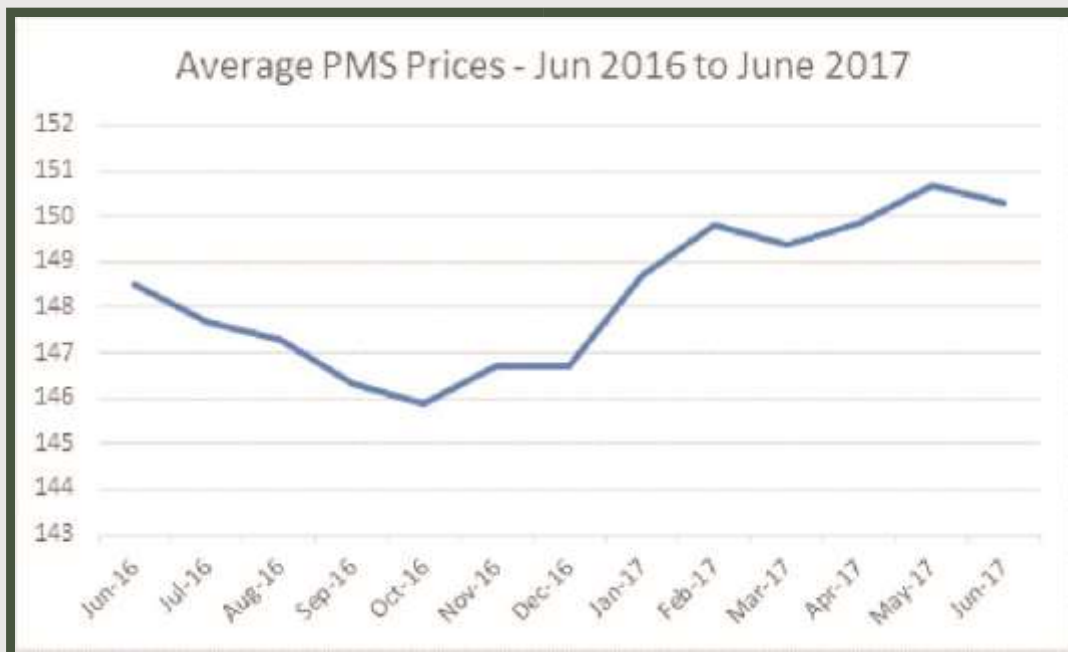
Lagos State has the highest average price in the South West Regions for June 2017 while Osun, Ogun & Ekiti States have the least average price.

Premium Motor Spirit (Petrol) Price Watch – June 2017



12 Months Average Prices

State	Average	YoY %	MoM %
Jun-16	148.5	32.5	-1.2
Jul-16	147.7	37.6	-0.6
Aug-16	147.3	40.9	-0.3
Sep-16	146.3	53.8	-0.6
Oct-16	145.9	56.1	-0.3
Nov-16	146.7	27.2	0.5
Dec-16	146.7	22.7	0.01
Jan-17	148.7	35.7	1.35
Feb-17	149.8	50.1	0.7
Mar-17	149.4	10.1	-0.3
Apr-17	149.9	-7.9	0.3
May-17	150.7	0.3	0.5
Jun-17	150.3	1.2	-0.3



1.2% Year-on-Year and -0.3% Month-on-Month

														Year on Year %	Month on Month %
May-16	Jun-16	Jul-16	Aug-16	Sep-16	Oct-16	Nov-16	Dec-16	Jan-17	Feb-17	Mar-17	Apr-17	May-17	Jun-17	(June 2016-June 2017)	(May 2017-June 2017)
149.3	147.9	152.3	147.2	147.1	148.3	146.8	147.1	148.6	147.5	150.4	148.5	151.9	149.7	1.2	-1.5
145	145	145	145	143.3	146.3	144.6	145	144.2	145.0	145.0	145.0	145.0	145.0	0.0	0.0
145	156.7	145	145	145	145	146.3	145	145	145.0	153.3	156.7	160.0	162.5	3.7	1.6
146.3	145.7	157.8	146	142.5	146.3	145.9	143.8	145.9	150.0	149.3	147.5	149.4	149.6	2.7	0.1
147.1	145.5	147.3	149.6	144.5	145.9	145.2	147.9	145.7	147.3	148.0	147.7	147.9	148.3	1.9	0.3
151.3	145	145.1	146.4	146.7	145	148.9	147.2	149.2	148.9	147.8	150.5	147.5	152.5	5.2	3.4
161.7	152.2	165.7	164.3	147.2	147.3	146	151.5	153.3	155.0	161.3	159.1	153.5	160.4	5.4	4.5
162.3	146	148.3	145	146.4	145.9	148.7	145	145.5	157.5	152.5	155.0	158.2	151.3	3.6	-4.4
152.1	173	144.3	143.8	148.5	147.2	144	145	164.1	157.1	151.0	160.5	160.0	152.9	-11.6	-4.4
157.5	151.7	152.2	144.6	154.6	146.4	150.4	148.8	145	150.9	148.1	147.8	149.6	148.4	-2.2	-0.8
147.9	145.6	144.8	144.9	143.7	144.6	145.9	144.8	145.4	144.8	145.0	145.9	145.0	145.8	0.2	0.6
165	151.7	147.1	147.9	147.6	147	147.2	148.6	156.5	156.7	152.1	157.5	152.5	156.4	3.1	2.6
146.3	145	145	145	145	145	145	145.5	147	148.1	149.6	150.3	145.3	145.0	0.0	-0.2
156.4	145.3	145.2	144.7	144.6	145	144.9	144.9	144.6	145.0	145.0	145.0	145.0	145.0	-0.2	0.0
149.4	150.4	145.5	150	148.7	145.8	147.1	150	148.3	150.2	154.5	152.9	152.0	154.5	2.7	1.7
149.4	149.4	145	148.3	145.6	144.7	145	145	145	145.0	145.0	152.7	172.5	167.5	12.1	-2.9
147.2	146.1	145.9	145.9	146.1	145.9	145.9	145.7	144.6	149.1	149.5	148.9	148.8	147.6	1.0	-0.8
145.3	145.4	145	144.7	144.5	146.5	144.3	144.5	151	147.9	148.3	145.6	147.3	145.8	0.3	-1.0
144.6	145.6	142	152.3	151.8	145.9	147.6	145	148.3	145.6	153.0	145.0	148.7	148.8	2.2	0.1
145	145	144.6	145	145	146	145.6	148.5	145.8	145.0	145.0	147.9	145.4	145.3	0.2	-0.1
148.4	144.9	144.8	144.5	144.7	144.8	143.8	145.5	147.8	145.6	145.9	145.8	145.0	150.3	3.7	3.7
147.3	151	152.8	153.2	148	146.6	149.3	151.5	146.9	154.4	153.8	160.5	157.9	157.1	4.0	-0.6
148.5	148.9	146	155	150.4	147.3	146.5	150	144.7	152.0	154.0	146.5	148.9	148.9	0.0	0.0
156.7	151.9	148.8	145	146.5	145	149.1	151.6	145.2	145.7	145.0	148.8	153.0	145.5	-4.2	-4.9
144.8	145	145	145	144.3	144.9	144.3	144.3	152.1	144.9	147.5	147.9	145.0	145.7	0.4	0.4
160.6	151.7	155.4	154.4	147	148.5	148.6	150	145.1	147.0	145.9	149.7	148.1	146.1	-3.7	-1.4
145	145	145.6	146.8	146.3	145.9	146.4	146.7	147	145.5	149.4	147.0	145.6	148.7	2.6	2.2
145.9	145	145.3	145	144.3	145	145	145.9	152	145.0	144.9	145.0	145.0	145.0	0.0	0.0
146.2	145.6	144.9	144.9	144.5	144.9	144.9	145	155	145.2	146.3	145.2	145.3	145.3	-0.2	0.0
145.3	145	143.7	144.6	143.4	144.3	144.6	144.4	156.1	144.7	145.0	145.0	145.0	145.0	0.0	0.0
145.2	144.9	144.1	144.5	144.7	145.3	144.4	143.9	161	145.1	145.7	145.3	145.3	145.5	0.4	0.1
145	148.8	145	144.4	146.4	144.5	145	145	146.1	147.9	149.6	146.5	145.6	148.5	-0.2	2.0
150	148.5	151.5	147.7	147.3	146.9	147	145.1	145	151.1	151.3	149.6	157.4	145.6	-1.9	-7.5
147.1	145	145	151.9	145	145	145	146.4	155	162.1	152.9	150.0	157.9	150.7	3.9	-4.5
161.1	160	162.8	143.3	146.5	145.7	150.8	150	146.9	161.7	148.0	158.6	162.0	156.3	-2.3	-3.5
164.2	152.3	145	148.3	151.7	150	162	148.8	147	177.0	161.7	158.3	156.4	168.0	10.3	7.4
145	144.5	145	144.7	145.3	145.5	145.5	145.3	145.7	146.4	147.0	145.3	146.8	146.3	1.2	-0.3
150.3	148.5	147.7	147.3	146.3	145.9	146.7	146.7	148.7	149.8	149.4	149.9	150.7	150.3		
27	32.5	37.6	40.9	53.8	56.1	27.2	22.7	35.7	50.1	10.1	-7.9	0.3	1.2		
-7.7	-1.2	-0.6	-0.3	-0.6	-0.3	0.5	0.01	1.35	0.7	-0.3	0.3	0.5	-0.3		

Methodology

Field work is done solely by over 700 NBS Staff in all States of the federation supported by supervisors who are monitored by internal and external observers.

Fuel Prices are collected across all the 774 local governments across all States and the FCT from over 10,000 respondents and locations and reflect actual prices households state they actually bought those fuels together with the prices reportedly sold by the fuel suppliers.

The average of all these prices is then reported for each state and the average for the country is the average for the state.

NBS audit team subsequently conducts randomly selected verification of prices recorded.

Acknowledgements/Contacts

Acknowledgements

We acknowledge our technical partners, Proshare in the design, concept and production of this publication.





Contact Us

 @nigerianstat

 NBSNigeria

 www.nigerianstat.gov.ng

 **Head Office Address**
Plot 762, Independence Avenue, Central
Business District, FCT, Abuja Nigeria.

 +234 803 386 5388

 feedback@nigerianstat.gov.ng