

Liquefied Petroleum Gas (Cooking Gas) Price Watch

(MAY2017)

Report Date: June 2017

Data Source: National Bureau of Statistics



NATIONAL BUREAU OF STATISTICS

Contents

Executive Summary	1
Average Cooking Gas Prices Across States – 5KG Refilling.....	2
Average Cooking Gas Prices Across Zones – 5KG Refilling – North Central.....	3
Average Cooking Gas Prices Across Zones – 5KG Refilling – North East.....	4
Average Cooking Gas Prices Across Zones – 5KG Refilling – North West.....	5
Average Cooking Gas Prices Across Zones – 5KG Refilling – South East.....	6
Average Cooking Gas Prices Across Zones – 5KG Refilling – South South.....	7
Average Cooking Gas Prices Across Zones – 5KG Refilling –South West.....	8
12 Months Average Prices – 5KG Refilling.....	9
Average Cooking Gas Prices Across States – 12.5KG Refilling.....	10
Average Cooking Gas Prices Across Zones – 12.5KG Refilling – North Central.....	11
Average Cooking Gas Prices Across Zones – 12.5KG Refilling – North East.....	12
Average Cooking Gas Prices Across Zones – 12.5KG Refilling – North West.....	13
Average Cooking Gas Prices Across Zones – 12.5KG Refilling – South East.....	14
Average Cooking Gas Prices Across Zones – 12.5KG Refilling – South South.....	15
Average Cooking Gas Prices Across Zones – 12.5KG Refilling –South West.....	16
12 Months Average Prices – 12.5KG Refilling.....	17
Appendix - Tables.....	18
Methodology.....	20
Acknowledgment and Contact.....	21

Executive Summary

Average price for the refilling of a 5kg cylinder for Liquefied Petroleum Gas (Cooking Gas) increased by 0.75% month-on-month and increased by 31.96% year-on-year to N2,446.57 in May 2017 from N2,424.38 in April 2017

States with the highest average price for the refilling of a 5kg cylinder for Liquefied Petroleum Gas (Cooking Gas) were Gombe (N2,600.00), Akwa Ibom (N2,590) & Rivers (2,585.00).


States with the lowest average price for the refilling of a 5kg cylinder for Liquefied Petroleum Gas (Cooking Gas) were Kaduna, Kano, Katsina, Ogun and Sokoto (N2,300), Ondo (N2,294.44) and Osun (N2,268.75).

Similarly, average price for the refilling of a 12.5kg cylinder for Liquefied Petroleum Gas (Cooking Gas) increased by 2.64% month-on-month and by 33.11% year-on-year to N4,957.88 in May 2017 from N4,830.22 in April 2017.

States with the highest average price for the refilling of a 12.5kg cylinder for Liquefied Petroleum Gas (Cooking Gas) were Kebbi (N5,375), Cross River (N5,330) & Borno (5,300).

States with the lowest average price for the refilling of a 12.5kg cylinder for Liquefied Petroleum Gas (Cooking Gas) were Lagos (N4,621), Oyo (N4,615) and Katsina(N4,600).

Liquefied Petroleum Gas (Cooking Gas) Price Watch - May 2017



Average Cooking Gas Prices Across States – 5KG Refilling

Average

N2,446.57

State	May-17	YoY %	MoM %
Abia	2533.33	52.87	2.7
Abuja	2500	38.89	5.04
Adamawa	2400	35.21	-4
Akwa Ibom	2590	51.85	8.82
Anambra	2557.14	44.74	3.47
Bauchi	2400	29.73	2.13
Bayelsa	2568.18	35.17	2.73
Benue	2450	28.95	4.26
Borno	2337.5	27.13	4.89
Cross River	2550	34.64	4.51
Delta	2453.85	32.46	3.32
Ebonyi	2550	46.97	6.81
Edo	2525	48.53	5.94
Ekiti	2305	28.86	-6.97
Enugu	2562.5	28.13	3.33
Gombe	2600.5	52.97	4.02
Imo	2537.5	40.97	1.5
Jigawa	2450	25.64	-2
Kaduna	2300	25.45	-8
Kano	2300	17.95	-8
Katsina	2300	25.45	-3.5
Kebbi	2350	24.78	-3.09
Kogi	2531.25	35	5.78
Kwara	2500	36.05	8.7
Lagos	2347.06	28.61	-0.83
Nasarawa	2516.67	36.09	0.67
Niger	2500	38.89	0
Ogun	2300	27.78	-3.01
Ondo	2294.44	9.7	-4.24
Osun	2268.75	19.41	-5.9
Oyo	2320	16.47	-4.82
Plateau	2500	31.58	2.74
Rivers	2585	41.64	4.97
Sokoto	2300	24.89	0
Taraba	2455.75	25.4	-1.77
Yobe	2550.25	30.78	2.01
Zamfara	2433.33	19.43	-2.67

STATES WITH THE HIGHEST AVERAGE PRICES IN MAY 2017

GOMBE

N2,600.50

ENUGU

N2,590.00

EKITI

N2,585.00

STATES WITH THE LOWEST AVERAGE PRICES IN MAY 2017

KADUNA, KANO,
KATSINA, OGUN
AND SOKOTO

N2,300.00

ONDO


N2,294.44

OSUN

N2,268.75

Liquefied Petroleum Gas (Cooking Gas) Price Watch - May 2017

Average Cooking Gas Prices Across Zones – 5KG Refilling
North Central



Average


N2,499.7

State	May-17	YoY %	MoM %
Kogi	2531.25	35	5.78
Nassarawa	2516.67	36.09	0.67
Abuja	2500	38.89	5.04
Kwara	2500	36.05	8.7
Niger	2500	38.89	0
Plateau	2500	31.58	2.74
Benue	2450	28.95	4.26

Kogi State records the highest average cooking gas price for refilling 5KG cylinder in the North Central Region for May 2017 while Benue State records the least average price.

Liquefied Petroleum Gas (Cooking Gas) Price Watch - May 2017

Average Cooking Gas Prices Across Zones – 5KG Refilling
North East



Average


N2,457.33

State	May-17	YoY %	MoM %
Gombe	2600.5	52.97	4.02
Yobe	2550.25	30.78	2.01
Taraba	2455.75	25.4	-1.77
Adamawa	2400	35.21	-4
Bauchi	2400	29.73	2.13
Borno	2337.5	27.13	4.89

Gombe State records the highest average cooking gas price for refilling 5KG cylinder in the North East Region for May 2017 while Borno State records the least average price.

Liquefied Petroleum Gas (Cooking Gas) Price Watch - May 2017

Average Cooking Gas Prices Across Zones – 5KG Refilling
North West



Average


N2,347.62

State	May-17	YoY %	MoM %
Jigawa	2450	25.64	-2
Zamfara	2433.33	19.43	-2.67
Kebbi	2350	24.78	-3.09
Kaduna	2300	25.45	-8
Kano	2300	17.95	-8
Katsina	2300	25.45	-3.5
Sokoto	2300	24.89	0

Jigawa State records the highest average cooking gas price for refilling 5KG cylinder in the North West Region for May 2017 while Sokoto, Katsina, Kano and Kaduna State records the least average price.

Liquefied Petroleum Gas (Cooking Gas) Price Watch - May 2017

Average Cooking Gas Prices Across Zones – 5KG Refilling
South East



Average


N2,548.10

State	May-17	YoY %	MoM %
Enugu	2562.5	28.13	3.33
Anambra	2557.14	44.74	3.47
Ebonyi	2550	46.97	6.81
Imo	2537.5	40.97	1.5
Abia	2533.33	52.87	2.7

Enugu State records the highest average cooking gas price for refilling 5KG cylinder in the South East Region for May 2017 while Abia State records the least average price.

Liquefied Petroleum Gas (Cooking Gas) Price Watch - May 2017

Average Cooking Gas Prices Across Zones – 5KG Refilling
South South



Average


N2,545.34

State	May-17	YoY %	MoM %
Akwa Ibom	2590	51.85	8.82
Rivers	2585	41.64	4.97
Bayelsa	2568.18	35.17	2.73
Cross River	2550	34.64	4.51
Edo	2525	48.53	5.94
Delta	2453.85	32.46	3.32

Akwa Ibom State records the highest average cooking gas price for refilling 5KG cylinder in the South South Region for May 2017 while Delta State records the least average price.

Liquefied Petroleum Gas (Cooking Gas) Price Watch - May 2017

Average Cooking Gas Prices Across Zones – 5KG Refilling
South West




Average

N2,305.88

State	May-17	YoY %	MoM %
Lagos	2347.06	28.61	-0.83
Oyo	2320	16.47	-4.82
Ekiti	2305	28.86	-6.97
Ogun	2300	27.78	-3.01
Ondo	2294.44	9.7	-4.24
Osun	2268.75	19.41	-5.9

Lagos State records the highest average cooking gas price for refilling 5KG cylinder in the South West Region for May 2017 while Osun State records the least average price.

Liquefied Petroleum Gas (Cooking Gas) Price Watch - May 2017




12 Months Average Prices – 5KG Refilling

Months	Average	MoM %	YoY %
May-16	1853.95		
Jun-16	1962.63		
Jul-16	2071.06		
Aug-16	1928.06		
Sep-16	1938.62		
Oct-16	2067.01		
Nov-16	1962.55		
Dec-16	2002.16		
Jan-17	2567.56	28.24	39.39
Feb-17	2708.38	5.48	45.59
Mar-17	2493.59	-7.93	35.57
Apr-17	2428.38	-2.61	30.35
May-17	2446.57	0.75	31.96



0.75% month-on-month and 31.96% year-on-year

Liquefied Petroleum Gas (Cooking Gas) Price Watch - May 2017



Average Cooking Gas Prices Across States – 12.5KG Refilling

Average

N4,957.88

STATE	May-17	YoY %	MoM %
Abia	4835.71	20.79	(1.31)
Abuja	4860	27.89	(2.80)
Adamawa	5000	36.05	11.11
Akwa Ibom	5100	29.63	3.24
Anambra	5242.86	45.13	3.38
Bauchi	5000	42.86	11.11
Bayelsa	5150	21.18	1.35
Benue	5250	32.08	2.94
Borno	5300	27.71	2.49
Cross River	5330	38.46	4.10
Delta	5017.31	42.87	(0.48)
Ebonyi	5041.67	41.19	2.89
Edo	4892.31	35.9	(0.89)
Ekiti	4800	33.56	0.63
Enugu	4700	23.68	-
Gombe	5000	42.86	-
Imo	5125	43.36	3.02
Jigawa	5000	3.45	6.38
Kaduna	5000	38.89	2.46
Kano	5000	36.99	11.11
Katsina	4600	30.75	(1.53)
Kebbi	5375	51.41	11.21
Kogi	4744.44	33.27	(1.67)
Kwara	4650	29.92	2.20
Lagos	4621.88	31.93	0.25
Nassarawa	5016.67	40.38	1.79
Niger	4800	34.58	2.86
Ogun	4800	24.68	3.12
Ondo	4911.11	36.91	0.37
Osun	4837.5	38.21	(1.28)
Oyo	4615	28.69	0.74
Plateau	4950	13.47	4.21
Rivers	5100	44.68	2.00
Sokoto	4983.33	41.37	(1.64)
Taraba	5000	42.86	-
Yobe	5125	44.88	13.89
Zamfara	4666.67	16.67	3.70

STATES WITH THE HIGHEST AVERAGE PRICES IN MAY 2017

KEBBI

N5,375.00

CROSS RIVER

N5,330.00

BORNO

N5,300.00

STATES WITH THE LOWEST AVERAGE PRICES IN MAY 2017

LAGOS

N4,621.00

OYO


N4,615.00

KATSINA

N4,600.00

Liquefied Petroleum Gas (Cooking Gas) Price Watch - May 2017

Average Cooking Gas Prices Across Zones – 12.5KG Refilling
North Central



Average


N4,895.87

State	May-17	YoY %	MoM %
Abuja	4860	27.89	(2.80)
Benue	5250	32.08	2.94
Kogi	4744.44	33.27	(1.67)
Kwara	4650	29.92	2.20
Nassarawa	5016.67	40.38	1.79
Niger	4800	34.58	2.86
Plateau	4950	13.47	4.21

Benue State records the highest average cooking gas price for refilling 12.5KG cylinder in the North Central Region for May 2017 while Kwara State records the least average price.

Liquefied Petroleum Gas (Cooking Gas) Price Watch - May 2017

Average Cooking Gas Prices Across Zones – 12.5KG Refilling
North East



Average


N5,070.83

State	May-17	YoY %	MoM %
Adamawa	5000	36.05	11.11
Bauchi	5000	42.86	11.11
Borno	5300	27.71	2.49
Gombe	5000	42.86	-
Taraba	5000	42.86	-
Yobe	5125	44.88	13.89

Borno State records the highest average cooking gas price for refilling 12.5KG cylinder in the North East Region for May 2017 while Adamawa, Bauchi, Gombe and Taraba States record the least average price.

Liquefied Petroleum Gas (Cooking Gas) Price Watch - May 2017

Average Cooking Gas Prices Across Zones – 12.5KG Refilling
North West



Average


N4,946.43

State	May-17	YoY %	MoM %
Jigawa	5000	3.45	6.38
Kaduna	5000	38.89	2.46
Kano	5000	36.99	11.11
Katsina	4600	30.75	(1.53)
Kebbi	5375	51.41	11.21
Sokoto	4983.33	41.37	(1.64)
Zamfara	4666.67	16.67	3.70

Kebbi State records the highest average cooking gas price for refilling 12.5KG cylinder in the North West Region for May 2017 while Katsina State records the least average price.

Liquefied Petroleum Gas (Cooking Gas) Price Watch - May 2017

Average Cooking Gas Prices Across Zones – 12.5KG Refilling
South East



Average


N4,989.05

State	May-17	YoY %	MoM %
Abia	4835.71	20.79	(1.31)
Anambra	5242.86	45.13	3.38
Ebonyi	5041.67	41.19	2.89
Enugu	4700	23.68	-
Imo	5125	43.36	3.02

Anambra State records the highest average cooking gas price for refilling 12.5KG cylinder in the South East Region for May 2017 while Enugu State records the least average price.

Liquefied Petroleum Gas (Cooking Gas) Price Watch - May 2017

Average Cooking Gas Prices Across Zones – 12.5KG Refilling
South South



Average


N5,098.27

State	May-17	YoY %	MoM %
Akwa Ibom	5100	29.63	3.24
Bayelsa	5150	21.18	1.35
Cross River	5330	38.46	4.10
Delta	5017.31	42.87	(0.48)
Edo	4892.31	35.9	(0.89)
Rivers	5100	44.68	2.00

Cross River State records the highest average cooking gas price for refilling 12.5KG cylinder in the South South Region for May 2017 while Edo State records the least average price.

Liquefied Petroleum Gas (Cooking Gas) Price Watch - May 2017

Average Cooking Gas Prices Across Zones – 12.5KG Refilling
South West



Average


N4,764.25

State	May-17	YoY %	MoM %
Ekiti	4800	33.56	0.63
Lagos	4621.88	31.93	0.25
Ogun	4800	24.68	3.12
Ondo	4911.11	36.91	0.37
Osun	4837.5	38.21	(1.28)
Oyo	4615	28.69	0.74

Ondo State records the highest average cooking gas price for refilling 12.5KG cylinder in the South West Region for May 2017 while Oyo State records the least average price.

Liquefied Petroleum Gas (Cooking Gas) Price Watch - May 2017

12 Months Average Prices – 12.5KG Refilling



Months	Average	MoM %	YoY %
May-16	3724.56		
Jun-16	4091.38		
Jul-16	4358.4		
Aug-16	3978.09		
Sep-16	4076.25		
Oct-16	4435.17		
Nov-16	4016.09		
Dec-16	4071.63		
Jan-17	5508.16	35.28	49.82
Feb-17	5345.87	-2.95	45.49
Mar-17	4923.47	-7.9	33.27
Apr-17	4830.22	-1.89	28.93
May-17	4957.88	2.64	33.11



2.64% month-on-month and 33.11% year-on-year

Liquified Petroleum Gas(Cooking gas) 5kg refilling

AVERAGE PRICE NGN																		Year on Year %	Month on Month %	
STATE	Jan-16	Feb-16	Mar-16	Apr-16	May-16	Jun-16	Jul-16	Aug-16	Sep-16	Oct-16	Nov-16	Dec-16	Jan-17	Feb-17	Mar-17	Apr-17	May-17	2017)	2017	
Abia	1657.86	1658.33	1730.95	1745.00	1657.14	1842.86	2133.33	1864.29	1835.71	2162.36	1814.29	1834.29	2591.67	3000.00	2362.50	2466.67	2533.33	52.87	2.70	
Abuja	1900.00	1833.33	1800.00	1883.33	1800.00	1850.00	2050.00	1800.00	1870.00	1921.90	1805.00	1866.67	2800.00	2780.00	2600.00	2380.00	2500.00	38.89	5.04	
Adamawa	1900.00	1900.00	1750.00	1800.00	1775.00	1800.00	2150.00	1750.00	1843.75	1817.66	1800.00	1825.00	2550.00	2500.00	2700.00	2500.00	2400.00	35.21	-4.00	
Akwa Ibom	1712.50	1983.33	2066.67	2133.33	1705.65	2033.33	2166.67	1850.00	1850.00	1814.69	1816.67	1933.33	2520.00	3000.00	2530.00	2380.00	2590.00	51.85	8.82	
Anambra	1725.00	1666.67	1666.67	1747.50	1766.67	2070.00	2079.17	2198.33	1895.00	2209.71	2235.71	2163.33	2580.00	2800.00	2516.67	2471.43	2557.14	44.74	3.47	
Bauchi	1900.00	1900.00	1850.00	2000.00	1850.00	2100.00	2100.00	1900.00	1944.60	2000.00	2000.00	2000.00	2500.00	2500.00	2416.67	2350.00	2400.00	29.73	2.13	
Bayelsa	1900.00	1900.00	1800.00	1900.00	1900.00	1984.00	2000.00	1850.00	1925.00	1914.37	2250.00	2200.00	2550.00	3000.00	2600.00	2500.00	2568.18	35.17	2.73	
Benue	1977.50	1900.00	1900.00	1900.00	1900.00	2033.33	2050.00	1883.83	1833.33	2082.14	2270.00	2262.50	2500.00	2700.00	2400.00	2350.00	2450.00	28.95	4.26	
Borno	1850.00	1800.00	2030.00	1866.67	1838.60	2090.00	2075.00	2035.00	1840.00	2438.88	2364.29	2070.00	2511.11	2825.00	2650.00	2228.57	2337.50	27.13	4.89	
Cross River	1800.00	1891.67	1800.00	1816.67	1894.00	1850.00	2050.00	1833.33	1888.02	2059.12	1815.00	1840.00	2600.00	3000.00	2511.11	2440.00	2550.00	34.64	4.51	
Delta	1858.33	1812.50	1816.25	1812.50	1852.50	1850.00	2150.00	2112.50	1846.69	2398.22	1820.00	1808.33	2636.36	2984.62	2500.00	2375.00	2453.85	32.46	3.32	
Ebonyi	1780.00	1700.00	1733.33	1760.00	1735.00	1775.00	2187.50	1845.83	2179.22	2239.62	1883.33	2225.00	2562.50	2880.34	2400.00	2387.50	2550.00	46.97	6.81	
Edo	1750.00	1766.67	1787.50	1737.50	1700.00	1850.00	2137.50	1862.50	2171.01	2262.03	1816.67	1983.33	2500.00	3030.77	2560.00	2383.33	2525.00	48.53	5.94	
Ekiti	1800.00	1800.00	1800.00	1800.00	1788.80	2000.00	2000.00	2000.00	1859.89	1859.60	1825.00	1968.06	2500.00	2416.67	2580.00	2477.78	2305.00	28.86	-6.97	
Enugu	1712.50	1712.50	1720.83	2000.00	2000.00	2000.00	2000.00	1825.00	2044.95	2025.75	1900.00	1923.33	2533.33	2944.44	2570.00	2480.00	2562.50	28.13	3.33	
Gombe	1700.00	1700.00	1700.00	1700.00	1700.00	2000.00	2000.00	1700.00	2123.52	1940.43	2000.00	1900.00	2500.00	2500.00	2650.00	2500.00	2600.50	52.97	4.02	
Imo	1750.00	1950.00	1825.00	1820.00	1800.00	2010.00	2250.00	2150.00	2168.20	1894.97	2250.00	1987.75	2542.86	2700.00	2500.00	2500.00	2537.50	40.97	1.50	
Jigawa	1800.00	1800.00	1800.00	1950.00	1950.00	2000.00	1970.00	1970.68	1970.00	1970.70	1970.00	2000.00	2500.00	2500.00	2250.00	2500.00	2450.00	25.64	-2.00	
Kaduna	1900.00	1900.00	1800.00	1750.00	1833.33	2000.00	2250.00	1866.67	1826.00	2155.24	1880.00	2200.00	2566.67	2500.00	2250.00	2500.00	2300.00	25.45	-8.00	
Kano	2000.00	1950.55	1950.00	1950.00	1950.00	2150.00	2000.00	1900.00	1994.00	2162.08	1975.00	2200.00	2750.00	2500.00	2350.00	2500.00	2300.00	17.95	-8.00	
Katsina	1801.79	1838.89	1835.71	1840.00	1833.33	2200.00	2093.75	1970.83	1927.60	2046.37	1923.96	1944.44	2572.22	2500.00	2278.57	2383.33	2300.00	25.45	-3.50	
Kebbi	1900.65	2000.00	1900.00	1891.67	1883.33	2200.00	2250.00	1925.00	1876.20	2007.79	1916.67	2000.00	2575.00	3000.00	2500.00	2425.00	2350.00	24.78	-3.09	
Kogi	1851.67	1803.13	1812.50	1900.00	1875.00	1975.00	2000.00	1855.00	1869.10	2080.31	1845.83	2130.00	2592.86	2650.00	2448.00	2392.86	2531.25	35.00	5.78	
Kwara	1868.75	1818.75	1894.44	1816.67	1837.50	1875.00	2092.86	1858.33	1831.75	1962.92	1940.00	1912.50	2527.27	2800.00	2533.33	2300.00	2500.00	36.05	8.70	
Lagos	1835.71	1881.25	1858.33	2000.00	1825.00	1875.00	2022.22	1933.33	1919.30	2103.46	1813.89	1900.00	2650.00	2425.00	2457.89	2366.67	2347.06	28.61	-0.83	
Nassarawa	1854.17	1860.71	1852.98	1814.88	1849.29	1875.00	2050.00	1868.75	1843.49	2126.67	1865.63	1865.00	2594.12	2860.00	2583.33	2500.00	2516.67	36.09	0.67	
Niger	2000.00	2000.00	1800.00	1800.00	1800.00	2000.00	2050.00	1962.50	1893.60	2055.24	1875.00	1966.67	2550.00	2800.00	2512.50	2500.00	2500.00	38.89	0.00	
Ogun	2008.33	1950.00	1875.00	1800.00	1800.00	2000.00	2000.00	1900.00	1845.00	1893.20	2192.82	1833.53	1833.33	2555.56	2450.00	2480.00	2371.43	2300.00	27.78	-3.01
Ondo	2000.00	2097.27	2094.54	2091.82	2091.60	2088.88	2100.00	2000.00	2022.75	2149.78	2190.00	2188.00	2600.00	2372.73	2400.00	2396.15	2294.44	9.70	-4.24	
Osun	1950.00	1947.47	1900.00	1900.00	1900.00	2000.00	2000.00	2000.00	2034.96	2070.58	2000.00	2100.00	2500.00	2393.75	2405.56	2411.11	2268.75	19.41	-5.90	
Oyo	1800.00	1800.00	1800.00	1800.00	1992.00	1995.00	1995.00	1995.00	1983.64	2033.31	2033.31	1993.20	2700.00	2376.47	2550.00	2437.50	2320.00	16.47	-4.82	
Plateau	1800.00	1916.87	1916.67	1850.00	1900.00	1970.00	2176.19	2160.00	1892.40	2186.23	2100.00	2172.50	2544.44	2820.00	2700.00	2433.33	2500.00	31.58	2.74	
Rivers	1808.33	1885.00	1805.00	1875.00	1825.00	1875.00	2100.00	1966.67	1819.30	2050.30	1800.00	1983.33	2588.89	3000.00	2566.67	2462.50	2585.00	41.64	4.97	
Sokoto	1800.00	1833.73	1883.33	1800.00	1841.67	1800.00	1900.00	1900.00	1900.00	1970.49	1968.75	1800.00	2575.00	2500.32	2300.00	2300.00	2300.00	24.89	0.00	
Taraba	1900.00	1900.00	1900.00	1900.00	1958.33	1850.00	2050.00	2000.00	2231.47	2048.61	2000.00	2100.00	2580.00	2500.00	2450.00	2500.00	2455.75	25.40	-1.77	
Yobe	1900.00	1997.40	1900.00	1900.00	1950.00	2050.00	2050.00	1900.00	1843.80	2055.24	1866.67	1900.00	2500.00	2700.00	2500.00	2500.00	2550.25	30.78	2.01	
Zamfara	1700.00	1775.00	1700.00	1875.00	2037.50	1700.00	2000.00	2000.00	2037.30	2009.97	2150.00	2100.00	2500.00	3000.00	2700.00	2500.00	2433.33	19.43	-2.67	
AVERAGE NGN	1841.98	1860.30	1839.34	1862.91	1853.95	1962.63	2071.06	1928.06	1938.62	2067.01	1962.55	2002.16	2567.56	2708.38	2493.59	2428.38	2446.57	31.96	0.75	
Month-on-Month %													28.24	5.48	-7.93	-2.61	0.75			
Year-on-Year %													39.39	45.59	35.57	30.35	31.96			

Liquified Petroleum Gas(Cooking gas) 12.5kg refilling																				Year on Year %		Month on Month %	
AVERAGE PRICE NGN																				(May 2016-May 2017)		April2017-May 2017	
STATE	Jan-16	Feb-16	Mar-16	Apr-16	May-16	Jun-16	Jul-16	Aug-16	Sep-16	Oct-16	Nov-16	Dec-16	Jan-17	Feb-17	Mar-17	Apr-17	May-17	(May 2016-May 2017)	April2017-May 2017				
Abia	3935.71	3933.33	3805.36	3875.00	4003.57	3985.71	4125.00	4121.43	4100.00	4654.88	3800.00	4106.25	5150.00	5462.50	4875.00	4900.00	4835.71	20.79	(1.31)				
Abuja	3950.00	3883.33	3850.00	3950.00	3800.00	4000.00	4550.00	3950.00	3840.00	3884.34	3850.00	3956.67	5200.00	5100.00	4800.00	5000.00	4860.00	27.89	(2.80)				
Adamawa	3600.00	3600.00	3750.00	3600.00	3675.00	3800.00	4350.00	3600.00	4000.00	3941.34	3975.00	4062.50	5800.00	5000.00	4900.00	4500.00	5000.00	36.05	11.11				
Akwa Ibom	3950.00	4133.33	4300.00	4633.33	3934.20	4633.33	4300.00	4966.67	4033.33	4998.00	4250.00	5708.33	5740.00	6000.00	4840.00	4940.00	5100.00	29.63	3.24				
Anambra	3554.17	3504.17	3504.17	3651.67	3612.50	4000.00	4295.83	4013.33	3990.00	4288.09	3757.14	4012.50	5620.00	5616.67	5100.00	5071.43	5242.86	45.13	3.38				
Bauchi	4000.00	3500.00	3750.00	3500.00	3500.00	4000.00	4000.00	3586.00	3586.00	3947.56	4000.00	4000.00	5500.00	5000.00	4833.33	4500.00	5000.00	42.86	11.11				
Bayelsa	4000.00	4000.00	4000.00	4050.00	4250.00	4500.00	4250.00	4250.00	4000.00	5133.94	4750.00	4500.00	5250.00	5633.33	5112.50	5081.25	5150.00	21.18	1.35				
Benue	3700.00	3962.50	4000.00	3825.00	3975.00	4000.00	4500.00	3950.00	4000.00	3866.71	3815.00	3975.00	5083.33	5500.00	5250.00	5100.00	5250.00	32.08	2.94				
Borno	4166.67	3500.00	3500.00	4500.00	4150.00	4112.50	4120.00	4250.00	3920.00	4653.03	4316.67	4550.00	5950.00	5833.33	5020.00	5171.43	5300.00	27.71	2.49				
Cross River	3663.33	3600.00	3868.75	3850.00	3849.48	4175.00	4355.00	4191.67	3935.68	4886.23	3915.00	3835.00	5675.00	6000.00	5005.00	5120.00	5330.00	38.46	4.10				
Delta	3525.00	3550.00	3550.00	3650.00	3511.70	4041.67	4575.00	4037.50	3798.45	4362.14	4216.67	3825.00	5933.33	5923.08	4833.33	5041.67	5017.31	42.87	(0.48)				
Ebonyi	3523.57	3588.33	3553.93	3504.17	3570.83	4100.00	4183.33	3795.83	4105.37	4314.31	3741.67	3725.00	5750.00	5500.45	4650.00	4900.00	5041.67	41.19	2.89				
Edo	3575.00	3750.00	3725.00	3987.50	3600.00	4000.00	4475.00	4366.67	4929.88	4755.14	4200.00	4116.67	5187.50	6000.00	4920.00	4936.36	4892.31	35.90	(0.89)				
Ekiti	3500.00	3800.00	3800.00	3800.00	3594.00	4500.00	4500.00	3788.80	4024.16	3523.05	3500.00	3777.64	5400.00	5033.33	4800.00	4770.00	4800.00	33.56	0.63				
Enugu	4012.50	3535.00	3508.33	3550.00	3800.00	4500.00	4937.50	3550.00	4549.78	4573.91	4850.00	4766.67	5725.00	5412.50	4730.00	4700.00	4700.00	23.68	-				
Gombe	3500.00	3500.00	3500.00	3500.00	3500.00	4000.00	4500.00	3500.00	4638.32	3929.21	3800.00	3700.00	5333.33	5500.00	5033.33	5000.00	5000.00	42.86	-				
Imo	3550.00	3566.67	3537.50	3583.33	3575.00	4333.33	4750.00	4550.00	4589.91	3944.31	3992.50	3998.00	5794.29	5340.00	5033.33	4975.00	5125.00	43.36	3.02				
Jigawa	4666.67	4500.00	3995.00	4866.67	4833.33	4200.00	4566.67	4500.00	4805.06	5603.77	4750.00	5666.67	5166.67	5000.00	4800.00	4700.00	5000.00	3.45	6.38				
Kaduna	3833.33	3600.00	3800.00	3850.00	3600.00	4000.00	4350.00	3700.00	3585.60	4213.13	4034.00	4000.00	5000.00	5333.33	4800.00	4880.00	5000.00	38.89	2.46				
Kano	3650.00	3550.00	3685.00	3600.00	3650.00	4080.00	3825.00	4000.00	3837.40	4761.77	3825.00	4000.00	5250.00	4900.00	4650.00	4500.00	5000.00	36.99	11.11				
Katsina	3562.50	3500.00	3515.87	3567.61	3518.06	4000.00	3826.67	3805.00	3505.58	4218.38	3555.56	3650.00	5972.22	4950.00	4714.29	4671.43	4600.00	30.75	(1.53)				
Kebbi	3650.00	3500.00	3800.00	3625.00	3550.00	4000.00	4983.33	4025.00	3537.40	4740.74	3633.33	3650.00	5625.00	6000.00	4887.50	4833.33	5375.00	51.41	11.21				
Kogi	3512.50	3583.33	3543.75	3550.00	3560.00	4000.00	4025.00	3980.00	3547.76	4059.08	3879.17	3990.00	5000.00	5000.00	4912.50	4825.00	4744.44	33.27	(1.67)				
Kwara	3550.63	3522.50	3568.75	3591.43	3579.17	4000.00	4368.75	3839.38	3566.85	4346.31	3501.11	3842.78	5902.50	5500.00	4950.00	4550.00	4650.00	29.92	2.20				
Lagos	3501.67	3527.50	3503.33	3700.00	3503.33	4000.00	3950.00	3675.00	3991.32	4709.50	3775.00	3941.56	5750.00	4797.22	4676.19	4610.53	4621.88	31.93	0.25				
Nassarawa	3533.33	3525.00	3552.86	3514.29	3573.57	4000.00	3850.00	3507.50	3560.88	3936.00	3602.08	3624.40	5427.78	5375.00	5150.00	4928.57	5016.67	40.38	1.79				
Niger	3516.67	3650.00	3500.00	3625.00	3566.67	4000.00	4928.57	3962.50	3653.60	4986.76	3875.00	4000.00	5650.00	5000.00	4962.50	4666.67	4800.00	34.58	2.86				
Ogun	3504.17	3750.00	3741.67	3700.00	3850.00	4000.00	4275.00	4100.00	3834.60	4185.38	4100.00	4010.00	5030.00	4777.78	4636.36	4654.55	4800.00	24.68	3.12				
Ondo	3500.00	3500.00	3500.00	3500.00	3587.20	3786.00	4500.00	3500.00	4619.99	4627.95	4482.00	3786.00	5900.00	4902.50	4808.33	4892.86	4911.11	36.91	0.37				
Osun	3500.00	3595.45	3750.00	3500.00	3500.00	4000.00	4850.00	4000.00	4376.49	4168.06	4200.00	4300.00	5200.00	5233.33	4862.50	4900.00	4837.50	38.21	(1.28)				
Oyo	3500.00	4000.00	3750.00	3500.00	3586.00	4000.00	3988.00	3800.00	4778.68	3820.32	3980.00	3988.00	5500.00	4322.22	5100.00	4581.25	4615.00	28.69	0.74				
Plateau	3562.50	3875.00	3937.50	3762.50	4362.50	4133.33	4157.14	4070.00	4345.05	4654.06	4833.33	3560.00	5911.11	5100.00	4910.00	4750.00	4950.00	13.47	4.21				
Rivers	3591.67	3575.00	3575.00	3550.00	3525.00	4000.00	4050.00	4358.33	3812.50	4724.33	4202.50	3787.50	5166.67	6000.00	4962.50	5000.00	5100.00	44.68	2.00				
Sokoto	3500.00	3500.00	3500.00	3500.00	3525.00	4000.00	4300.00	4100.00	4651.55	4780.61	4325.00	3875.00	5800.00	5750.54	5200.00	5066.67	4983.33	41.37	(1.64)				
Taraba	3500.00	3500.00	3500.00	3500.00	3500.00	4000.00	4850.00	3998.88	4362.92	4876.84	4000.00	3988.00	5833.33	5000.00	5100.00	5000.00	5000.00	42.86	-				
Yobe	3675.00	3670.22	3968.77	3600.00	3537.50	4500.00	4850.00	3800.00	3524.55	4419.43	3562.50	3900.00	5125.00	6000.00	5500.00	4500.00	5125.00	44.88	13.89				
Zamfara	3512.50	3625.00	3500.00	4000.00	4000.00	4000.00	4000.00	4000.00	4882.57	4612.61	3750.00	4475.00	5500.00	5000.00	4850.00	4500.00	4666.67	16.67	3.70				
AVERAGE	3676.46	3674.48	3694.34	3746.28	3724.56	4091.38	4358.40	3978.09	4076.25	4435.17	4016.09	4071.63	5508.16	5345.87	4923.47	4830.22	4957.88	33.11	2.64				
Month-on-Month													35.28	-2.95	-7.90	-1.89	2.64						
Year-on-Year													49.82	45.49	33.27	28.93	33.11						

Methodology

Field work is done solely by over 700 NBS Staff in all States of the federation supported by supervisors who are monitored by internal and external observers.

Fuel Prices are collected across all the 774 local governments across all States and the FCT from over 10,000 respondents and locations and reflect actual prices households state they actually bought those fuels together with the prices reportedly sold by the fuel suppliers.

The average of all these prices is then reported for each state and the average for the country is the average for the state.

NBS audit team subsequently conducts randomly selected verification of prices recorded.

Acknowledgements/Contacts

Acknowledgements

We acknowledge our technical partners, Proshare in the design, concept and production of this publication.





Contact Us


 @nigerianstat

 NBSNigeria

 www.nigerianstat.gov.ng

 **Head Office Address**
Plot 762, Independence Avenue, Central
Business District, FCT, Abuja Nigeria.

 +234 803 386 5388

 feedback@nigerianstat.gov.ng