

Liquefied Petroleum Gas (Cooking Gas) Price Watch

(APRIL 2017)

Report Date: May 2017

Data Source: National Bureau of Statistics



NATIONAL BUREAU OF STATISTICS

Contents

Executive Summary	1
Average Cooking Gas Prices Across States – 5KG Refilling.....	2
Average Cooking Gas Prices Across Zones – 5KG Refilling – North Central.....	3
Average Cooking Gas Prices Across Zones – 5KG Refilling – North East.....	4
Average Cooking Gas Prices Across Zones – 5KG Refilling – North West.....	5
Average Cooking Gas Prices Across Zones – 5KG Refilling – South East.....	6
Average Cooking Gas Prices Across Zones – 5KG Refilling – South South.....	7
Average Cooking Gas Prices Across Zones – 5KG Refilling –South West.....	8
12 Months Average Prices – 5KG Refilling.....	9
Average Cooking Gas Prices Across States – 12.5KG Refilling.....	10
Average Cooking Gas Prices Across Zones – 12.5KG Refilling – North Central.....	11
Average Cooking Gas Prices Across Zones – 12.5KG Refilling – North East.....	12
Average Cooking Gas Prices Across Zones – 12.5KG Refilling – North West.....	13
Average Cooking Gas Prices Across Zones – 12.5KG Refilling – South East.....	14
Average Cooking Gas Prices Across Zones – 12.5KG Refilling – South South.....	15
Average Cooking Gas Prices Across Zones – 12.5KG Refilling –South West.....	16
12 Months Average Prices – 12.5KG Refilling.....	17
Appendix - Tables.....	18
Methodology.....	20
Acknowledgment and Contact.....	21

Executive Summary

Average price for the refilling of a 5kg cylinder for Liquefied Petroleum Gas (Cooking Gas) decreased by 2.61% month-on-month and increased by 30.35% year-on-year to N2,428.38 in April 2017 from N2,493.59 in March 2017

States with the highest average price for the refilling of a 5kg cylinder for Liquefied Petroleum Gas (Cooking Gas) were Adamawa, Bayelsa, Gombe, Imo, Jigawa, Kaduna, Kano, Nasarawa, Niger, Taraba, Yobe and Zamfara (N2,500.00), Enugu (N2,480) & Ekiti (2,477.78).


States with the lowest average price for the refilling of a 5kg cylinder for Liquefied Petroleum Gas (Cooking Gas) were Benue (N2,350), Kwara & Sokoto (N2,300.00) and Borno (N2,228.57).

Similarly, average price for the refilling of a 12.5kg cylinder for Liquefied Petroleum Gas (Cooking Gas) decreased by 1.89% month-on-month and increased by 28.93% year-on-year to N4,830.22 in April 2017 from N4,923.47 in March 2017.

States with the highest average price for the refilling of a 12.5kg cylinder for Liquefied Petroleum Gas (Cooking Gas) were Borno (N5,171.43), Cross River (N5,120.) & Benue (5,100.00).

States with the lowest average price for the refilling of a 12.5kg cylinder for Liquefied Petroleum Gas (Cooking Gas) were Oyo (N4,581.25), Kwara (N4,550) and Ebonyi % Adamawa, Bauchi, Kano, Yobe & Zamfara (N4,500).

Liquefied Petroleum Gas (Cooking Gas) Price Watch - April 2017



Average Cooking Gas Prices Across States – 5KG Refilling

Average

N2,428.38

State	Apr-17	YoY %	MoM %
Abia	2466.67	41.36	4.41
Abuja	2380	26.37	-8.46
Adamawa	2500	38.89	-7.41
Akwa Ibom	2380	11.56	-5.93
Anambra	2471.43	41.43	-1.8
Bauchi	2350	17.5	-2.76
Bayelsa	2500	31.58	-3.85
Benue	2350	23.68	-2.08
Borno	2228.57	19.39	-15.9
Cross River	2440	34.31	-2.83
Delta	2375	31.03	-5
Ebonyi	2387.5	35.65	-0.52
Edo	2383.33	37.17	-6.9
Ekiti	2477.78	37.65	-3.96
Enugu	2480	24	-3.5
Gombe	2500	47.06	-5.66
Imo	2500	37.36	0
Jigawa	2500	28.21	11.11
Kaduna	2500	42.86	11.11
Kano	2500	28.21	6.38
Katsina	2383.33	29.53	4.6
Kebbi	2425	28.19	-3
Kogi	2392.86	25.94	-2.25
Kwara	2300	26.61	-9.21
Lagos	2366.67	18.33	-3.71
Nasarawa	2500	37.75	-3.23
Niger	2500	38.89	-0.5
Ogun	2371.43	31.75	-4.38
Ondo	2396.15	14.55	-0.16
Osun	2411.11	26.9	0.23
Oyo	2437.5	35.42	-4.41
Plateau	2433.33	31.53	-9.88
Rivers	2462.5	31.33	-4.06
Sokoto	2300	27.78	0
Taraba	2500	31.58	2.04
Yobe	2500	31.58	0
Zamfara	2500	33.33	-7.41

STATES WITH THE HIGHEST AVERAGE PRICES IN APRIL 2017

ADAMAWA, BAYELSA,
GOMBE, IMO, JIGAWA,
KADUNA, KANO,
NASARAWA, NIGER,
TARABA, YOBE, ZAMFARA

N2,500.00

ENUGU

N2480.00

EKITI

N2477.78

STATES WITH THE LOWEST AVERAGE PRICES IN APRIL 2017

BENUE

N2,300.00

KWARA & SOKOTO


N2,278.57

BORNO

N2,250.00

Liquefied Petroleum Gas (Cooking Gas) Price Watch - April 2017

Average Cooking Gas Prices Across Zones – 5KG Refilling
North Central



Average


N2408.03

State	Apr-17	YoY %	MoM %
Abuja	2380	26.37	-8.46
Benue	2350	23.68	-2.08
Kogi	2392.86	25.94	-2.25
Kwara	2300	26.61	-9.21
Nasarawa	2500	37.75	-3.23
Niger	2500	38.89	-0.5
Plateau	2433.33	31.53	-9.88

Nasarawa & Niger State record the highest average cooking gas price for refilling 5KG cylinder in the North Central Region for April 2017 while Kwara State records the least average price.

Liquefied Petroleum Gas (Cooking Gas) Price Watch - April 2017

Average Cooking Gas Prices Across Zones – 5KG Refilling
North East



Average


N2429.76

State	Apr-17	YoY %	MoM %
Adamawa	2500	38.89	-7.41
Bauchi	2350	17.5	-2.76
Borno	2228.57	19.39	-15.9
Gombe	2500	47.06	-5.66
Taraba	2500	31.58	2.04
Yobe	2500	31.58	0

Adamawa, Gombe, Taraba and Yobe State record the highest average cooking gas price for refilling 5KG cylinder in the North East Region for April 2017 while Borno State records the least average price.

Liquefied Petroleum Gas (Cooking Gas) Price Watch - April 2017

Average Cooking Gas Prices Across Zones – 5KG Refilling
North West



Average


N2444.05

State	Apr-17	YoY %	MoM %
Jigawa	2500	28.21	11.11
Kaduna	2500	42.86	11.11
Kano	2500	28.21	6.38
Katsina	2383.33	29.53	4.6
Kebbi	2425	28.19	-3
Sokoto	2300	27.78	0
Zamfara	2500	33.33	-7.41

Jigawa, Kano, Kaduna and Zamfara State record the highest average cooking gas price for refilling 5KG cylinder in the North West Region for April 2017 while Sokoto State records the least average price.

Liquefied Petroleum Gas (Cooking Gas) Price Watch - April 2017

Average Cooking Gas Prices Across Zones – 5KG Refilling
South East



Average


N2461.12

State	Apr-17	YoY %	MoM %
Abia	2466.67	41.36	4.41
Anambra	2471.43	41.43	-1.8
Ebonyi	2387.5	35.65	-0.52
Enugu	2480	24	-3.5
Imo	2500	37.36	0

Imo State records the highest average cooking gas price for refilling 5KG cylinder in the South East Region for April 2017 while Ebonyi State records the least average price.

Liquefied Petroleum Gas (Cooking Gas) Price Watch - April 2017

Average Cooking Gas Prices Across Zones – 5KG Refilling
South South



Average


N2423.47

State	Apr-17	YoY %	MoM %
Akwa Ibom	2380	11.56	-5.93
Bayelsa	2500	31.58	-3.85
Cross River	2440	34.31	-2.83
Delta	2375	31.03	-5
Edo	2383.33	37.17	-6.9
Rivers	2462.5	31.33	-4.06

Bayelsa State records the highest average cooking gas price for refilling 5KG cylinder in the South South Region for April 2017 while Delta State records the least average price.

Liquefied Petroleum Gas (Cooking Gas) Price Watch - April 2017

Average Cooking Gas Prices Across Zones – 5KG Refilling
South West



Average


N2410.11

State	Apr-17	YoY %	MoM %
Ekiti	2477.78	37.65	-3.96
Lagos	2366.67	18.33	-3.71
Ogun	2371.43	31.75	-4.38
Ondo	2396.15	14.55	-0.16
Osun	2411.11	26.9	0.23
Oyo	2437.5	35.42	-4.41

Ekiti State records the highest average cooking gas price for refilling 5KG cylinder in the South West Region for April 2017 while Lagos State records the least average price.

Liquefied Petroleum Gas (Cooking Gas) Price Watch - April 2017

12 Months Average Prices – 5KG Refilling




Months	Average	MoM %	YoY %
Apr-16	1,862.91		
May-16	1,853.95		
Jun-16	1,962.63		
Jul-16	2,071.06		
Aug-16	1,928.06		
Sep-16	1,938.62		
Oct-16	2,067.01		
Nov-16	1,962.55		
Dec-16	2,002.16		
Jan-17	2,567.56	28.24	39.39
Feb-17	2,708.38	5.48	45.59
Mar-17	2,493.59	-7.93	35.57
Apr-17	2,428.38	-2.61	30.35



-2.61% month-on-month and 30.35% year-on-year

Liquefied Petroleum Gas (Cooking Gas) Price Watch - April 2017

Average Cooking Gas Prices Across States – 12.5KG Refilling



Average

N4830.22

State	Mar-17	YoY %	MoM %
Abia	4,875.00	28.11	(10.76)
Abuja	4,800.00	24.68	(5.88)
Adamawa	4,900.00	30.67	(2.00)
Akwa Ibom	4,840.00	12.56	(19.33)
Anambra	5,100.00	45.54	(9.20)
Bauchi	4,833.33	28.89	(3.33)
Bayelsa	5,112.50	27.81	(9.25)
Benue	5,250.00	31.25	(4.55)
Borno	5,020.00	43.43	(13.94)
Cross River	5,005.00	29.37	(16.58)
Delta	4,833.33	36.15	(18.40)
Ebonyi	4,650.00	30.84	(15.46)
Edo	4,920.00	32.08	(18.00)
Ekiti	4,800.00	26.32	(4.64)
Enugu	4,730.00	34.82	(12.61)
Gombe	5,033.33	43.81	(8.48)
Imo	5,033.33	42.29	(5.74)
Jigawa	4,800.00	20.15	(4.00)
Kaduna	4,800.00	26.32	(10.00)
Kano	4,650.00	26.19	(5.10)
Katsina	4,714.29	34.09	(4.76)
Kebbi	4,887.50	28.62	(18.54)
Kogi	4,912.50	38.62	(1.75)
Kwara	4,950.00	38.70	(10.00)
Lagos	4,676.19	33.48	(2.52)
Nassarawa	5,150.00	44.95	(4.19)
Niger	4,962.50	41.79	(0.75)
Ogun	4,636.36	23.91	(2.96)
Ondo	4,808.33	37.38	(1.92)
Osun	4,862.50	29.67	(7.09)
Oyo	5,100.00	36.00	17.99
Plateau	4,910.00	24.70	(3.73)
Rivers	4,962.50	38.81	(17.29)
Sokoto	5,200.00	48.57	(9.57)
Taraba	5,100.00	45.71	2.00
Yobe	5,500.00	38.58	(8.33)
Zamfara	4,850.00	38.57	(3.00)

STATES WITH THE HIGHEST AVERAGE PRICES IN APRIL 2017

BORNO

N5171.43

CROSS RIVER

N5120.00

BENUE

N5100.00

STATES WITH THE LOWEST AVERAGE PRICES IN APRIL 2017

OYO

N4581.25

KWARA


N4550.00

**ADAMAWA, BAUCHI,
KANO, YOBE, ZAMFARA**

N4500.00

Liquefied Petroleum Gas (Cooking Gas) Price Watch - April 2017

Average Cooking Gas Prices Across Zones – 12.5KG Refilling
North Central



Average


N4831.46

State	Apr-17	YoY %	MoM %
Abuja	5000	26.58	4.17
Benue	5100	33.33	(2.86)
Kogi	4825	35.92	(1.78)
Kwara	4550	26.69	(8.08)
Nassarawa	4928.57	40.24	(4.30)
Niger	4666.67	28.74	(5.96)
Plateau	4750	26.25	(3.26)

Benue State records the highest average cooking gas price for refilling 12.5KG cylinder in the North Central Region for April 2017 while Kwara State records the least average price.

Liquefied Petroleum Gas (Cooking Gas) Price Watch - April 2017

Average Cooking Gas Prices Across Zones – 12.5KG Refilling
North East



Average


N4778.57

State	Apr-17	YoY %	MoM %
Adamawa	4500	25.00	(8.16)
Bauchi	4500	28.57	(6.90)
Borno	5171.43	14.92	3.02
Gombe	5000	42.86	(0.66)
Taraba	5000	42.86	(1.96)
Yobe	4500	25.00	(18.18)

Borno State records the highest average cooking gas price for refilling 12.5KG cylinder in the North East Region for April 2017 while Adamawa, Bauchi and Yobe States record the least average price.

Liquefied Petroleum Gas (Cooking Gas) Price Watch - April 2017

Average Cooking Gas Prices Across Zones – 12.5KG Refilling
North West



Average


N4735.92

State	Apr-17	YoY %	MoM %
Jigawa	4700	(3.42)	(2.08)
Kaduna	4880	26.75	1.67
Kano	4500	25.00	(3.23)
Katsina	4671.43	30.94	(0.91)
Kebbi	4833.33	33.33	(1.11)
Sokoto	5066.67	44.76	(2.56)
Zamfara	4500	12.50	(7.22)

Sokoto State records the highest average cooking gas price for refilling 12.5KG cylinder in the North West Region for April 2017 while Kano and Zamfara States record the least average price.

Liquefied Petroleum Gas (Cooking Gas) Price Watch - April 2017

Average Cooking Gas Prices Across Zones – 12.5KG Refilling
South East



Average


N4909.29

State	Apr-17	YoY %	MoM %
Abia	4900	26.45	0.51
Anambra	5071.43	38.88	(0.56)
Ebonyi	4900	39.83	5.38
Enugu	4700	32.39	(0.63)
Imo	4975	38.84	(1.16)

Anambra State records the highest average cooking gas price for refilling 12.5KG cylinder in the South East Region for April 2017 while Ebonyi State records the least average price.

Liquefied Petroleum Gas (Cooking Gas) Price Watch - April 2017

Average Cooking Gas Prices Across Zones – 12.5KG Refilling
South South



Average


N5019.88

State	Apr-17	YoY %	MoM %
Akwa Ibom	4940	6.62	2.07
Bayelsa	5081.25	25.46	(0.61)
Cross River	5120	32.99	2.30
Delta	5041.67	38.13	4.31
Edo	4936.36	23.80	0.33
Rivers	5000	40.85	0.76

Bayelsa State records the highest average cooking gas price for refilling 12.5KG cylinder in the South South Region for April 2017 while Delta State records the least average price.

Liquefied Petroleum Gas (Cooking Gas) Price Watch - April 2017

Average Cooking Gas Prices Across Zones – 12.5KG Refilling
South West



Average


N4734.86

State	Apr-17	YoY %	MoM %
Ekiti	4770	25.53	(0.63)
Lagos	4610.53	24.61	(1.40)
Ogun	4654.55	25.80	0.39
Ondo	4892.86	39.80	1.76
Osun	4900	40.00	0.77
Oyo	4581.25	30.89	(10.17)

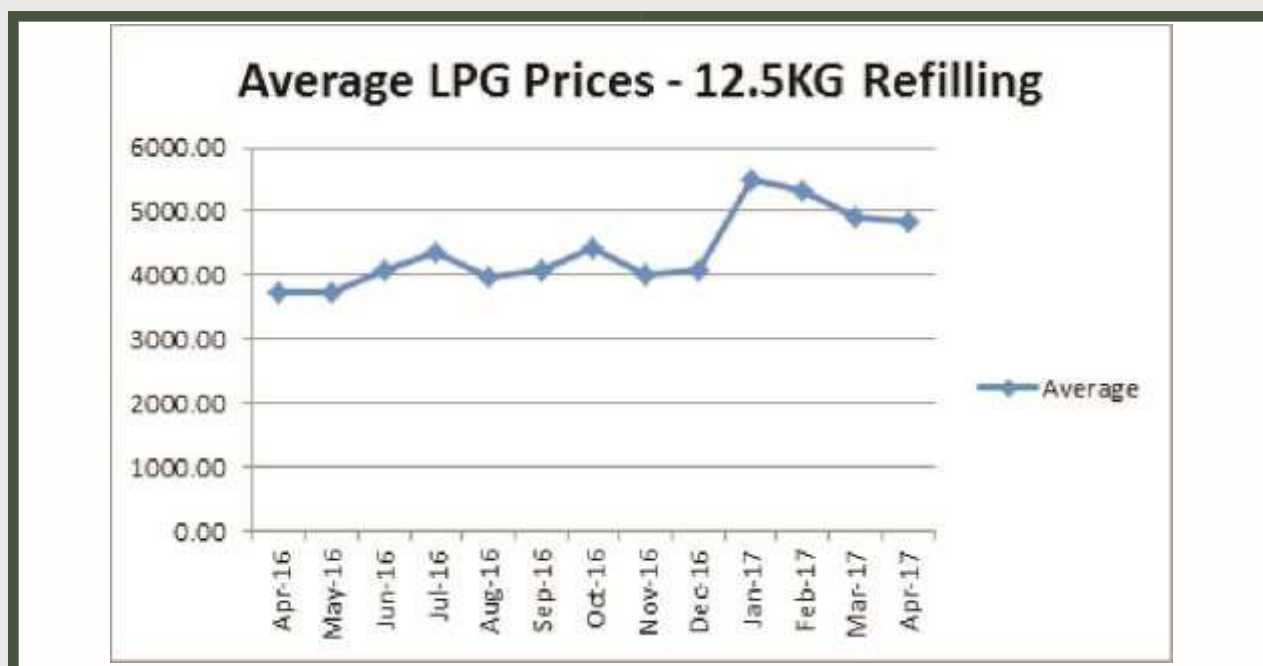
Osun State records the highest average cooking gas price for refilling 12.5KG cylinder in the South West Region for April 2017 while Oyo State records the least average price.

Liquefied Petroleum Gas (Cooking Gas) Price Watch - April 2017

12 Months Average Prices – 12.5KG Refilling



Months	Average	MoM %	YoY %
Apr-16	3746.28		
May-16	3724.56		
Jun-16	4091.38		
Jul-16	4358.4		
Aug-16	3978.09		
Sep-16	4076.25		
Oct-16	4435.17		
Nov-16	4016.09		
Dec-16	4071.63		
Jan-17	5508.16	35.28	49.82
Feb-17	5345.87	-2.95	45.49
Mar-17	4923.47	-7.9	33.27
Apr-17	4830.22	-1.89	28.93



-1.89% month-on-month and 28.93% year-on-year

Liquified Petroleum Gas(Cooking gas) 5kg refilling																		
AVERAGE PRICE NGN (FEBRUARY 2017)																		
STATE	Jan-16	Feb-16	Mar-16	Apr-16	May-16	Jun-16	Jul-16	Aug-16	Sep-16	Oct-16	Nov-16	Dec-16	Jan-17	Feb-17	Mar-17	Apr-17	Year on Year %	Month on Month %
																	2017)	2017
Abia	1657.86	1658.33	1730.95	1745.00	1657.14	1842.86	2133.33	1864.29	1835.71	2162.36	1814.29	1834.29	2591.67	3000.00	2362.50	2466.67	41.36	4.41
Abuja	1900.00	1833.33	1800.00	1883.33	1800.00	1850.00	2050.00	1800.00	1870.00	1921.90	1805.00	1866.67	2800.00	2780.00	2600.00	2380.00	26.37	-8.46
Adamawa	1900.00	1900.00	1750.00	1800.00	1775.00	1800.00	2150.00	1750.00	1843.75	1817.66	1800.00	1825.00	2550.00	2500.00	2700.00	2500.00	38.89	-7.41
Akwa Ibom	1712.50	1983.33	2066.67	2133.33	1705.65	2033.33	2166.67	1850.00	1850.00	1814.69	1816.67	1933.33	2520.00	3000.00	2530.00	2380.00	11.56	-5.93
Anambra	1725.00	1666.67	1666.67	1747.50	1766.67	2070.00	2079.17	2198.33	1895.00	2209.71	2235.71	2163.33	2580.00	2800.00	2516.67	2471.43	41.43	-1.80
Bauchi	1900.00	1900.00	1850.00	2000.00	1850.00	2100.00	2100.00	1900.00	1944.60	2000.00	2000.00	2000.00	2500.00	2500.00	2416.67	2350.00	17.50	-2.76
Bayelsa	1900.00	1900.00	1800.00	1900.00	1900.00	1984.00	2000.00	1850.00	1925.00	1914.37	2250.00	2200.00	2550.00	3000.00	2600.00	2500.00	31.58	-3.85
Benue	1977.50	1900.00	1900.00	1900.00	1900.00	2033.33	2050.00	1883.83	1833.33	2082.14	2270.00	2262.50	2500.00	2700.00	2400.00	2350.00	23.68	-2.08
Borno	1850.00	1800.00	2030.00	1866.67	1838.60	2090.00	2075.00	2035.00	1840.00	2438.88	2364.29	2070.00	2511.11	2825.00	2650.00	2228.57	19.39	-15.90
Cross River	1800.00	1891.67	1800.00	1816.67	1894.00	1850.00	2050.00	1833.33	1888.02	2059.12	1815.00	1840.00	2600.00	3000.00	2511.11	2440.00	34.31	-2.83
Delta	1858.33	1812.50	1816.25	1812.50	1852.50	1850.00	2150.00	2112.50	1846.69	2398.22	1820.00	1808.33	2636.36	2984.62	2500.00	2375.00	31.03	-5.00
Ebonyi	1780.00	1700.00	1733.33	1760.00	1735.00	1775.00	2187.50	1845.83	2179.22	2239.62	1883.33	2225.00	2562.50	2880.34	2400.00	2387.50	35.65	-0.52
Edo	1750.00	1766.67	1787.50	1737.50	1700.00	1850.00	2137.50	1862.50	2171.01	2262.03	1816.67	1983.33	2500.00	3030.77	2560.00	2383.33	37.17	-6.90
Ekiti	1800.00	1800.00	1800.00	1800.00	1788.80	2000.00	2000.00	2000.00	1859.89	1859.60	1825.00	1968.06	2500.00	2416.67	2580.00	2477.78	37.65	-3.96
Enugu	1712.50	1712.50	1720.83	2000.00	2000.00	2000.00	2000.00	1825.00	2044.95	2025.75	1900.00	1923.33	2533.33	2944.44	2570.00	2480.00	24.00	-3.50
Gombe	1700.00	1700.00	1700.00	1700.00	1700.00	2000.00	2000.00	1700.00	2123.52	1940.43	2000.00	1900.00	2500.00	2500.00	2650.00	2500.00	47.06	-5.66
Imo	1750.00	1950.00	1825.00	1820.00	1800.00	2010.00	2250.00	2150.00	2168.20	1894.97	2250.00	1987.75	2542.86	2700.00	2500.00	2500.00	37.36	0.00
Jigawa	1800.00	1800.00	1800.00	1950.00	1950.00	2000.00	1970.00	1970.68	1970.00	1970.70	1970.00	2000.00	2500.00	2500.00	2250.00	2500.00	28.21	11.11
Kaduna	1900.00	1900.00	1800.00	1750.00	1833.33	2000.00	2250.00	1866.67	1826.00	2155.24	1880.00	2200.00	2566.67	2500.00	2250.00	2500.00	42.86	11.11
Kano	2000.00	1950.55	1950.00	1950.00	1950.00	2150.00	2000.00	1900.00	1994.00	2162.08	1975.00	2200.00	2750.00	2500.00	2350.00	2500.00	28.21	6.38
Katsina	1801.79	1838.89	1835.71	1840.00	1833.33	2200.00	2093.75	1970.83	1927.60	2046.37	1923.96	1944.44	2572.22	2500.00	2278.57	2383.33	29.53	4.60
Kebbi	1900.65	2000.00	1900.00	1891.67	1883.33	2200.00	2250.00	1925.00	1876.20	2007.79	1916.67	2000.00	2575.00	3000.00	2500.00	2425.00	28.19	-3.00
Kogi	1851.67	1803.13	1812.50	1900.00	1875.00	1975.00	2000.00	1855.00	1869.10	2080.31	1845.83	2130.00	2592.86	2650.00	2448.00	2392.86	25.94	-2.25
Kwara	1868.75	1818.75	1894.44	1816.67	1837.50	1875.00	2092.86	1858.33	1831.75	1962.92	1940.00	1912.50	2527.27	2800.00	2533.33	2300.00	26.61	-9.21
Lagos	1835.71	1881.25	1858.33	2000.00	1825.00	1875.00	2022.22	1933.33	1919.30	2103.46	1813.89	1900.00	2650.00	2425.00	2457.89	2366.67	18.33	-3.71
Nassarawa	1854.17	1860.71	1852.98	1814.88	1849.29	1875.00	2050.00	1868.75	1843.49	2126.67	1865.63	1865.00	2594.12	2860.00	2583.33	2500.00	37.75	-3.23
Niger	2000.00	2000.00	1800.00	1800.00	1800.00	2000.00	2050.00	1962.50	1893.60	2055.24	1875.00	1966.67	2550.00	2800.00	2512.50	2500.00	38.89	-0.50
Ogun	2008.33	1950.00	1875.00	1800.00	1800.00	2000.00	1900.00	1845.00	1893.20	2192.82	1833.53	1833.33	2555.56	2450.00	2480.00	2371.43	31.75	-4.38
Ondo	2000.00	2097.27	2094.54	2091.82	2091.60	2088.88	2100.00	2000.00	2022.75	2149.78	2190.00	2188.00	2600.00	2372.73	2400.00	2396.15	14.55	-0.16
Osun	1950.00	1947.47	1900.00	1900.00	1900.00	2000.00	2000.00	2000.00	2034.96	2070.58	2000.00	2100.00	2500.00	2393.75	2405.56	2411.11	26.90	0.23
Oyo	1800.00	1800.00	1800.00	1800.00	1992.00	1995.00	1995.00	1995.00	1983.64	2033.31	2033.31	1993.20	2700.00	2376.47	2550.00	2437.50	35.42	-4.41
Plateau	1800.00	1916.87	1916.67	1850.00	1900.00	1970.00	2176.19	2160.00	1892.40	2186.23	2100.00	2172.50	2544.44	2820.00	2700.00	2433.33	31.53	-9.88
Rivers	1808.33	1885.00	1805.00	1875.00	1825.00	1875.00	2100.00	1966.67	1819.30	2050.30	1800.00	1983.33	2588.89	3000.00	2566.67	2462.50	31.33	-4.06
Sokoto	1800.00	1833.73	1883.33	1800.00	1841.67	1800.00	1900.00	1900.00	1900.00	1970.49	1968.75	1800.00	2575.00	2500.32	2300.00	2300.00	27.78	0.00
Taraba	1900.00	1900.00	1900.00	1900.00	1958.33	1850.00	2050.00	2000.00	2231.47	2048.61	2000.00	2100.00	2580.00	2500.00	2450.00	2500.00	31.58	2.04
Yobe	1900.00	1997.40	1900.00	1900.00	1950.00	2050.00	2050.00	1900.00	1843.80	2055.24	1866.67	1900.00	2500.00	2700.00	2500.00	2500.00	31.58	0.00
Zamfara	1700.00	1775.00	1700.00	1875.00	2037.50	1700.00	2000.00	2000.00	2037.30	2009.97	2150.00	2100.00	2500.00	3000.00	2700.00	2500.00	33.33	-7.41
AVERAGE NGN	1841.98	1860.30	1839.34	1862.91	1853.95	1962.63	2071.06	1928.06	1938.62	2067.01	1962.55	2002.16	2567.56	2708.38	2493.59	2428.38	30.35	-2.61
Month-on-Month %													28.24	5.48	-7.93	-2.61		
Year-on-Year %													39.39	45.59	35.57	30.35		

Liquified Petroleum Gas(Cooking gas) 12.5kg refilling																		Year on Year %		Month on Month %	
AVERAGE PRICE NGN (FEBRUARY 2017)																					
STATE	Jan-16	Feb-16	Mar-16	Apr-16	May-16	Jun-16	Jul-16	Aug-16	Sep-16	Oct-16	Nov-16	Dec-16	Jan-17	Feb-17	Mar-17	Apr-17	(Apr 2016-Apr 2017)	(Mar 2017-Apr 2017)			
Abia	3935.71	3933.33	3805.36	3875.00	4003.57	3985.71	4125.00	4121.43	4100.00	4654.88	3800.00	4106.25	5150.00	5462.50	4875.00	4900.00	26.45	0.51			
Abuja	3950.00	3883.33	3850.00	3950.00	3800.00	4000.00	4550.00	3950.00	3840.00	3884.34	3850.00	3956.67	5200.00	5100.00	4800.00	5000.00	26.58	4.17			
Adamawa	3600.00	3600.00	3750.00	3600.00	3675.00	3800.00	4350.00	3600.00	4000.00	3941.34	3975.00	4062.50	5800.00	5000.00	4900.00	4500.00	25.00	(8.16)			
Akwai Ibom	3950.00	4133.33	4300.00	4633.33	3934.20	4633.33	4300.00	4966.67	4033.33	4998.00	4250.00	5708.33	5740.00	6000.00	4840.00	4940.00	6.62	2.07			
Anambra	3554.17	3504.17	3504.17	3651.67	3612.50	4000.00	4295.83	4013.33	3990.00	4288.09	3757.14	4012.50	5620.00	5616.67	5100.00	5071.43	38.88	(0.56)			
Bauchi	4000.00	3500.00	3750.00	3500.00	3500.00	4000.00	4000.00	3586.00	3586.00	3947.56	4000.00	4000.00	5500.00	5000.00	4833.33	4500.00	28.57	(6.90)			
Bayelsa	4000.00	4000.00	4000.00	4050.00	4250.00	4500.00	4250.00	4250.00	4000.00	5133.94	4750.00	4500.00	5250.00	5633.33	5112.50	5081.25	25.46	(0.61)			
Benue	3700.00	3962.50	4000.00	3825.00	3975.00	4000.00	4500.00	3950.00	4000.00	3866.71	3815.00	3975.00	5083.33	5500.00	5250.00	5100.00	33.33	(2.86)			
Borno	4166.67	3500.00	3500.00	4500.00	4150.00	4112.50	4120.00	4250.00	3920.00	4653.03	4316.67	4550.00	5950.00	5833.33	5020.00	5171.43	14.92	3.02			
Cross River	3663.33	3600.00	3868.75	3850.00	3849.48	4175.00	4355.00	4191.67	3935.68	4886.23	3915.00	3835.00	5675.00	6000.00	5005.00	5120.00	32.99	2.30			
Delta	3525.00	3550.00	3550.00	3650.00	3511.70	4041.67	4575.00	4037.50	3798.45	4362.14	4216.67	3825.00	5933.33	5923.08	4833.33	5041.67	38.13	4.31			
Ebonyi	3523.57	3588.33	3553.93	3504.17	3570.83	4100.00	4183.33	3795.83	4105.37	4314.31	3741.67	3725.00	5750.00	5500.45	4650.00	4900.00	39.83	5.38			
Edo	3575.00	3750.00	3725.00	3987.50	3600.00	4000.00	4475.00	4366.67	4929.88	4755.14	4200.00	4116.67	5187.50	6000.00	4920.00	4936.36	23.80	0.33			
Ekiti	3500.00	3800.00	3800.00	3800.00	3594.00	4500.00	4500.00	3788.80	4024.16	3523.05	3500.00	3777.64	5400.00	5033.33	4800.00	4770.00	25.53	(0.63)			
Enugu	4012.50	3535.00	3508.33	3550.00	3800.00	4500.00	4937.50	3550.00	4549.78	4573.91	4850.00	4766.67	5725.00	5412.50	4730.00	4700.00	32.39	(0.63)			
Gombe	3500.00	3500.00	3500.00	3500.00	3500.00	4000.00	4500.00	3500.00	4638.32	3929.21	3800.00	3700.00	5333.33	5500.00	5033.33	5000.00	42.86	(0.66)			
Imo	3550.00	3566.67	3537.50	3583.33	3575.00	4333.33	4750.00	4550.00	4589.91	3944.31	3992.50	3998.00	5794.29	5340.00	5033.33	4975.00	38.84	(1.16)			
Jigawa	4666.67	4500.00	3995.00	4866.67	4833.33	4200.00	4566.67	4500.00	4805.06	5603.77	4750.00	5666.67	5166.67	5000.00	4800.00	4700.00	(3.42)	(2.08)			
Kaduna	3833.33	3600.00	3800.00	3850.00	3600.00	4000.00	4350.00	3700.00	3585.60	4213.13	4034.00	4000.00	5000.00	5333.33	4800.00	4880.00	26.75	1.67			
Kano	3650.00	3550.00	3685.00	3600.00	3650.00	4080.00	3825.00	4000.00	3837.40	4761.77	3825.00	4000.00	5250.00	4900.00	4650.00	4500.00	25.00	(3.23)			
Katsina	3562.50	3500.00	3515.87	3567.61	3518.06	4000.00	3826.67	3805.00	3505.58	4218.38	3555.56	3650.00	5972.22	4950.00	4714.29	4671.43	30.94	(0.91)			
Kebbi	3650.00	3500.00	3800.00	3625.00	3550.00	4000.00	4983.33	4025.00	3537.40	4740.74	3633.33	3650.00	5625.00	6000.00	4887.50	4833.33	33.33	(1.11)			
Kogi	3512.50	3583.33	3543.75	3550.00	3560.00	4000.00	4025.00	3980.00	3547.76	4059.08	3879.17	3990.00	5000.00	5000.00	4912.50	4825.00	35.92	(1.78)			
Kwara	3550.63	3522.50	3568.75	3591.43	3579.17	4000.00	4368.75	3839.38	3566.85	4346.31	3501.11	3842.78	5902.50	5500.00	4950.00	4550.00	26.69	(8.08)			
Lagos	3501.67	3527.50	3503.33	3700.00	3503.33	4000.00	3950.00	3675.00	3991.32	4709.50	3775.00	3941.56	5750.00	4797.22	4676.19	4610.53	24.61	(1.40)			
Nassarawa	3533.33	3525.00	3552.86	3514.29	3573.57	4000.00	3850.00	3507.50	3560.88	3936.00	3602.08	3624.40	5427.78	5375.00	5150.00	4928.57	40.24	(4.30)			
Niger	3516.67	3650.00	3500.00	3625.00	3566.67	4000.00	4928.57	3962.50	3653.60	4986.76	3875.00	4000.00	5650.00	5000.00	4962.50	4666.67	28.74	(5.96)			
Ogun	3504.17	3750.00	3741.67	3700.00	3850.00	4000.00	4275.00	4100.00	3834.60	4185.38	4100.00	4010.00	5030.00	4777.78	4636.36	4654.55	25.80	0.39			
Ondo	3500.00	3500.00	3500.00	3500.00	3587.20	3786.00	4500.00	3500.00	4619.99	4627.95	4482.00	3786.00	5900.00	4902.50	4808.33	4892.86	39.80	1.76			
Osun	3500.00	3595.45	3750.00	3500.00	3500.00	4000.00	4850.00	4000.00	4376.49	4168.06	4200.00	4300.00	5200.00	5233.33	4862.50	4900.00	40.00	0.77			
Oyo	3500.00	4000.00	3750.00	3500.00	3586.00	4000.00	3988.00	3800.00	4778.68	3820.32	3980.00	3988.00	5500.00	4322.22	5100.00	4581.25	30.89	(10.17)			
Plateau	3562.50	3875.00	3937.50	3762.50	4362.50	4133.33	4157.14	4070.00	4345.05	4654.06	4833.33	3560.00	5911.11	5100.00	4910.00	4750.00	26.25	(3.26)			
Rivers	3591.67	3575.00	3575.00	3550.00	3525.00	4000.00	4050.00	4358.33	3812.50	4724.33	4202.50	3787.50	5166.67	6000.00	4962.50	5000.00	40.85	0.76			
Sokoto	3500.00	3500.00	3500.00	3500.00	3525.00	4000.00	4300.00	4100.00	4651.55	4780.61	4325.00	3875.00	5800.00	5750.54	5200.00	5066.67	44.76	(2.56)			
Taraba	3500.00	3500.00	3500.00	3500.00	3500.00	4000.00	4850.00	3998.88	4362.92	4876.84	4000.00	3988.00	5833.33	5000.00	5100.00	5000.00	42.86	(1.96)			
Yobe	3675.00	3670.22	3968.77	3600.00	3537.50	4500.00	4850.00	3800.00	3524.55	4419.43	3562.50	3900.00	5125.00	6000.00	5500.00	4500.00	25.00	(18.18)			
Zamfara	3512.50	3625.00	3500.00	4000.00	4000.00	4000.00	4000.00	4000.00	4882.57	4612.61	3750.00	4475.00	5500.00	5000.00	4850.00	4500.00	12.50	(7.22)			
AVERAGE	3676.46	3674.48	3694.34	3746.28	3724.56	4091.38	4358.40	3978.09	4076.25	4435.17	4016.09	4071.63	5508.16	5345.87	4923.47	4830.22	28.93	(1.89)			
Month-on-Month													35.28	-2.95	-7.90	-1.89					
Year-on-Year													49.82	45.49	33.27	28.93					

Methodology

Field work is done solely by over 700 NBS Staff in all States of the federation supported by supervisors who are monitored by internal and external observers.

Fuel Prices are collected across all the 774 local governments across all States and the FCT from over 10,000 respondents and locations and reflect actual prices households state they actually bought those fuels together with the prices reportedly sold by the fuel suppliers.

The average of all these prices is then reported for each state and the average for the country is the average for the state.

NBS audit team subsequently conducts randomly selected verification of prices recorded.

Acknowledgements/Contacts

Acknowledgements

We acknowledge our technical partners, Proshare in the design, concept and production of this publication.





Contact Us

 @nigerianstat

 NBSNigeria

 www.nigerianstat.gov.ng

 **Head Office Address**
Plot 762, Independence Avenue, Central
Business District, FCT, Abuja Nigeria.

 +234 803 386 5388

 feedback@nigerianstat.gov.ng