

Liquefied Petroleum Gas (Cooking Gas) Price Watch

(MARCH 2017)

Report Date: April 2017

Data Source: National Bureau of Statistics

Average Cooking Gas Prices Across Zones – 5KG Refilling – North Central 3 Average Cooking Gas Prices Across
Zones – 5KG Refilling – North East 4 Average Cooking Gas Prices Across Zones – 5KG Refilling – North West 5



Contents

Executive Summary	1
Average Cooking Gas Prices Across States – 5KG Refilling	2
Average Cooking Gas Prices Across Zones – 5KG Refilling – South East 6	
Average Cooking Gas Prices Across Zones – 5KG Refilling – South South 7	
Average Cooking Gas Prices Across Zones – 5KG Refilling –South West 8	
12 Months Average Prices – 5KG Refilling9	
Average Cooking Gas Prices Across States – 12.5KG Refilling	10
Average Cooking Gas Prices Across Zones – 12.5KG Refilling – North Central 11	
Average Cooking Gas Prices Across Zones – 12.5KG Refilling – North East 12	
Average Cooking Gas Prices Across Zones – 12.5KG Refilling – North West 13	
Average Cooking Gas Prices Across Zones – 12.5KG Refilling – South East 14	
Average Cooking Gas Prices Across Zones – 12.5KG Refilling – South South 15	
Average Cooking Gas Prices Across Zones – 12.5KG Refilling –South West	16
12 Months Average Prices – 12.5KG Refilling17	
Appendix - Tables	18
Methodology	22
Acknowledgment and Contact	23

Executive Summary

Average price for the refilling of a 5kg cylinder for Liquefied Petroleum Gas (Cooking Gas) decreased by 7.93% month-on-month and increased by 35.57% year-on-year to N2,493.59 in March 2017 from N2,708.38 in February 2017

States with the highest average price for the refilling of a 5kg cylinder for Liquefied Petroleum Gas (Cooking Gas) were Zamfara, Plateau and Adamawa (N2,700.00), Borno and Gombe (N2,650) & Abuja and Bayelsa (2,600).


States with the lowest average price for the refilling of a 5kg cylinder for Liquefied Petroleum Gas (Cooking Gas) were Sokoto (N2,300), Katsina (N2,278.57) and Jigawa and Kaduna (N2,250).

Similarly, average price for the refilling of a 12.5kg cylinder for Liquefied Petroleum Gas (Cooking Gas) decreased by 7.90% month-on-month and increased by 33.27% year-on-year to N4,923.47 in March 2017 from N5,345.87 in February 2017.

States with the highest average price for the refilling of a 12.5kg cylinder for Liquefied Petroleum Gas (Cooking Gas) were Yobe (N5,500.00), Benue (N5,250.) & Sokoto (5,200.00).

States with the lowest average price for the refilling of a 12.5kg cylinder for Liquefied Petroleum Gas (Cooking Gas) were Lagos (N4,676.19), Ogun (N4,636.36) and Ebonyi % Kano (N4,650).

Liquefied Petroleum Gas (Cooking Gas) Price Watch - March 2017



Average Cooking Gas Prices Across States – 5KG Refilling

Average

N2,493.59

State	17-Mar	YoY %	MoM %
Abia	2,362.50	36.49	-21.25
Abuja	2,600.00	44.44	-6.47
Adamawa	2,700.00	54.29	8
Akwa Ibom	2,530.00	22.42	-15.67
Anambra	2,516.67	51	-10.12
Bauchi	2,416.67	30.63	-3.33
Bayelsa	2,600.00	44.44	-13.33
Benue	2,400.00	26.32	-11.11
Borno	2,650.00	30.54	-6.19
Cross River	2,511.11	39.51	-16.3
Delta	2,500.00	37.65	-16.24
Ebonyi	2,400.00	38.46	-16.68
Edo	2,560.00	43.22	-15.53
Ekiti	2,580.00	43.33	6.76
Enugu	2,570.00	49.35	-12.72
Gombe	2,650.00	55.88	6
Imo	2,500.00	36.99	-7.41
Jigawa	2,250.00	25	-10
Kaduna	2,250.00	25	-10
Kano	2,350.00	20.51	-6
Katsina	2,278.57	24.12	-8.86
Kebbi	2,500.00	31.58	-16.67
Kogi	2,448.00	35.06	-7.62
Kwara	2,533.33	33.72	-9.52
Lagos	2,457.89	32.26	1.36
Nassarawa	2,583.33	39.42	-9.67
Niger	2,512.50	39.58	-10.27
Ogun	2,480.00	32.27	1.22
Ondo	2,400.00	14.58	1.15
Osun	2,405.56	26.61	0.49
Oyo	2,550.00	41.67	7.3
Plateau	2,700.00	40.87	-4.26
Rivers	2,566.67	42.2	-14.44
Sokoto	2,300.00	22.12	-8.01
Taraba	2,450.00	28.95	-2
Yobe	2,500.00	31.58	-7.41
Zamfara	2,700.00	58.82	-10

STATES WITH THE HIGHEST AVERAGE PRICES IN MARCH 2017

ZAMFARA,
PLATEAU, ADAMAWA **N2700.00**

BORNO, GOMBE **N2650.00**

ABUJA, BAYELSA **N2600.00**

STATES WITH THE LOWEST AVERAGE PRICES IN MARCH 2017

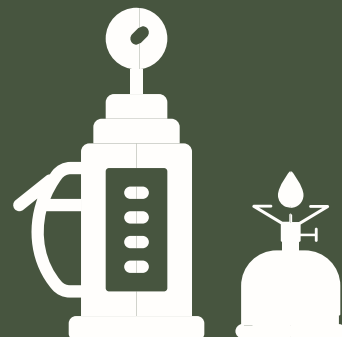
SOKOTO **N2,300.00**

KATSINA **N2,278.57**

JIGAWA, KADUNA **N2,250.00**

Liquefied Petroleum Gas (Cooking Gas) Price Watch - March 2017

Average Cooking Gas Prices Across Zones – 5KG Refilling
North Central



Average

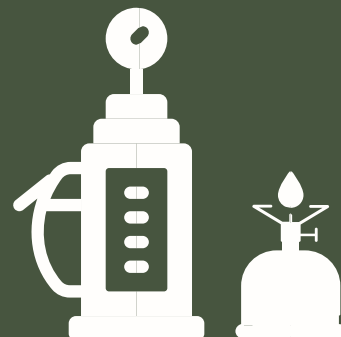
N2,539.60

State	17-Mar	YoY %	MoM %
Abuja	2,600.00	44.44	-6.47
Benue	2,400.00	26.32	-11.11
Kogi	2,448.00	35.06	-7.62
Kwara	2,533.33	33.72	-9.52
Nassarawa	2,583.33	39.42	-9.67
Niger	2,512.50	39.58	-10.27
Plateau	2,700.00	40.87	-4.26

Plateau records the highest average cooking gas price for refilling 5KG cylinder in the North Central Region for March 2017 while Benue State records the least average price.

Liquefied Petroleum Gas (Cooking Gas) Price Watch - March 2017

Average Cooking Gas Prices Across Zones – 5KG Refilling
North East



Average


N2,561.11

State	17-Mar	YoY%	MoM%
Adamawa	2,700.00	54.29	8
Bauchi	2,416.67	30.63	-3.33
Borno	2,650.00	30.54	-6.19
Gombe	2,650.00	55.88	6
Taraba	2,450.00	28.95	-2
Yobe	2,500.00	31.58	-7.41

Adamawa records the highest average cooking gas price for refilling 5KG cylinder in the North East Region for March 2017 while Bauchi State records the least average price.

Liquefied Petroleum Gas (Cooking Gas) Price Watch - March 2017

Average Cooking Gas Prices Across Zones – 5KG Refilling
North West



Average

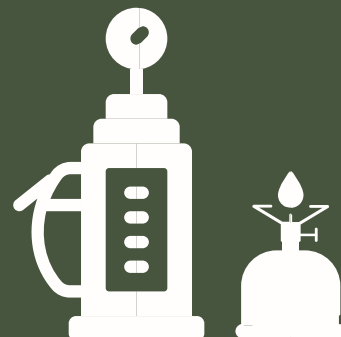
N2,375.51

State	17-Mar	YoY %	MoM %
Jigawa	2,250.00	25	-10
Kaduna	2,250.00	25	-10
Kano	2,350.00	20.51	-6
Katsina	2,278.57	24.12	-8.86
Kebbi	2,500.00	31.58	-16.67
Sokoto	2,300.00	22.12	-8.01
Zamfara	2,700.00	58.82	-10

Zamfara State records the highest average cooking gas price for refilling 5KG cylinder in the North West Region for March 2017 while Jigawa and Kaduna State record the least average price

Liquefied Petroleum Gas (Cooking Gas) Price Watch - March 2017

Average Cooking Gas Prices Across Zones – 5KG Refilling
South East



Average

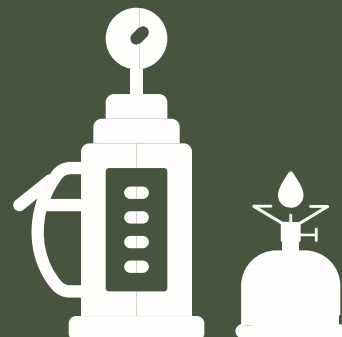
N2,469.83

State	17-Mar	YoY %	MoM %
Abia	2,362.50	36.49	-21.25
Anambra	2,516.67	51	-10.12
Ebonyi	2,400.00	38.46	-16.68
Enugu	2,570.00	49.35	-12.72
Imo	2,500.00	36.99	-7.41

Enugu State records the highest average cooking gas price for refilling 5KG cylinder in the South East Region for March 2017 while Abia State records the least average price.

Liquefied Petroleum Gas (Cooking Gas) Price Watch - March 2017

Average Cooking Gas Prices Across Zones – 5KG Refilling
South South



Average

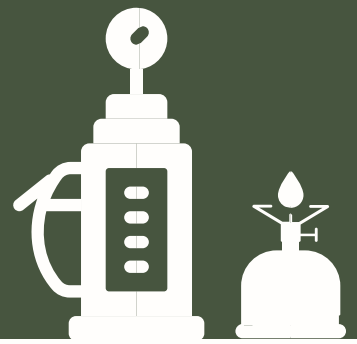
N2,544.63

State	17-Mar	YoY %	MoM %
Akwa Ibom	2,530.00	22.42	-15.67
Bayelsa	2,600.00	44.44	-13.33
Cross River	2,511.11	39.51	-16.3
Delta	2,500.00	37.65	-16.24
Edo	2,560.00	43.22	-15.53
Rivers	2,566.67	42.2	-14.44

Bayelsa State records the highest average cooking gas price for refilling 5KG cylinder in the South South Region for March 2017 while Delta State records the least average price.

Liquefied Petroleum Gas (Cooking Gas) Price Watch - March 2017

Average Cooking Gas Prices Across Zones – 5KG Refilling
South West




Average

N2,478.91

State	17-Mar	YoY %	MoM %
Ekiti	2,580.00	43.33	6.76
Lagos	2,457.89	32.26	1.36
Ogun	2,480.00	32.27	1.22
Ondo	2,400.00	14.58	1.15
Osun	2,405.56	26.61	0.49
Oyo	2,550.00	41.67	7.3

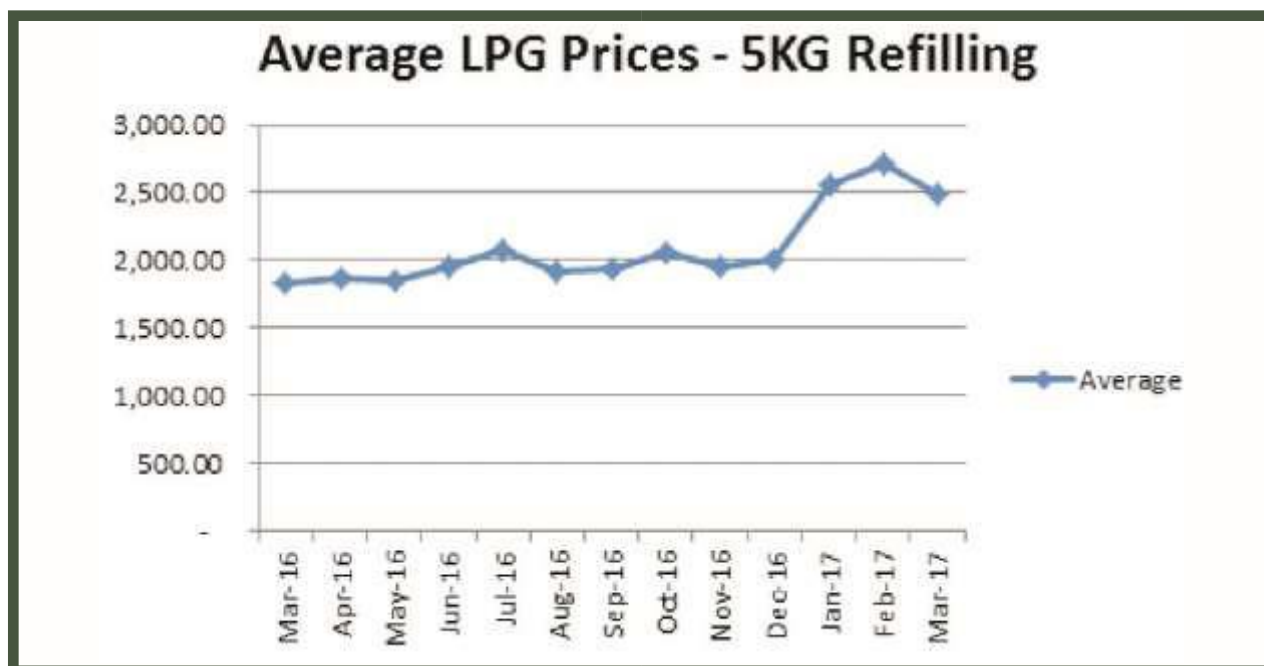
Ekiti State records the highest average cooking gas price for refilling 5KG cylinder in the South West Region for March 2017 while Ondo State records the least average price.

Liquefied Petroleum Gas (Cooking Gas) Price Watch - March 2017




12 Months Average Prices – 5KG Refilling

Months	Average	MoM %	YoY %
16-Mar	1,839.34		
16-Apr	1,862.91		
16-May	1,853.95		
16-Jun	1,962.63		
16-Jul	2,071.06		
16-Aug	1,928.06		
16-Sep	1,938.62		
16-Oct	2,067.01		
16-Nov	1,962.55		
16-Dec	2,002.16		
17-Jan	2,567.56	28.24	39.39
17-Feb	2,708.38	5.48	45.59
17-Mar	2,493.59	-7.93	35.57



-7.93% month-on-month and 35.57% year-on-year

Liquefied Petroleum Gas (Cooking Gas) Price Watch - March 2017



Average Cooking Gas Prices Across States – 12.5KG Refilling

Average

N4,923.47

State	Mar-17	YoY %	MoM %
Abia	4,875.00	28.11	(10.76)
Abuja	4,800.00	24.68	(5.88)
Adamawa	4,900.00	30.67	(2.00)
Akwa Ibom	4,840.00	12.56	(19.33)
Anambra	5,100.00	45.54	(9.20)
Bauchi	4,833.33	28.89	(3.33)
Bayelsa	5,112.50	27.81	(9.25)
Benue	5,250.00	31.25	(4.55)
Borno	5,020.00	43.43	(13.94)
Cross River	5,005.00	29.37	(16.58)
Delta	4,833.33	36.15	(18.40)
Ebonyi	4,650.00	30.84	(15.46)
Edo	4,920.00	32.08	(18.00)
Ekiti	4,800.00	26.32	(4.64)
Enugu	4,730.00	34.82	(12.61)
Gombe	5,033.33	43.81	(8.48)
Imo	5,033.33	42.29	(5.74)
Jigawa	4,800.00	20.15	(4.00)
Kaduna	4,800.00	26.32	(10.00)
Kano	4,650.00	26.19	(5.10)
Katsina	4,714.29	34.09	(4.76)
Kebbi	4,887.50	28.62	(18.54)
Kogi	4,912.50	38.62	(1.75)
Kwara	4,950.00	38.70	(10.00)
Lagos	4,676.19	33.48	(2.52)
Nassarawa	5,150.00	44.95	(4.19)
Niger	4,962.50	41.79	(0.75)
Ogun	4,636.36	23.91	(2.96)
Ondo	4,808.33	37.38	(1.92)
Osun	4,862.50	29.67	(7.09)
Oyo	5,100.00	36.00	17.99
Plateau	4,910.00	24.70	(3.73)
Rivers	4,962.50	38.81	(17.29)
Sokoto	5,200.00	48.57	(9.57)
Taraba	5,100.00	45.71	2.00
Yobe	5,500.00	38.58	(8.33)
Zamfara	4,850.00	38.57	(3.00)

STATES WITH THE HIGHEST AVERAGE PRICES IN MARCH 2017

YOBE **N5,500.00**

BENUE **N5,250.00**

SOKOTO **N5,200.00**

STATES WITH THE LOWEST AVERAGE PRICES IN MARCH 2017

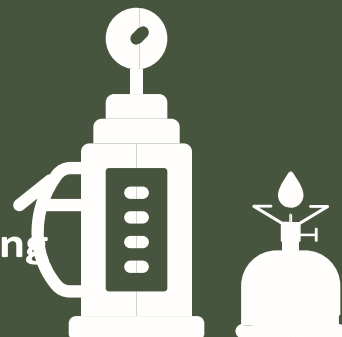
LAGOS **N4,676.19**

OGUN **N4,636.36**

EBONYI & KANO **N4,650.00**

Liquefied Petroleum Gas (Cooking Gas) Price Watch - March 2017

Average Cooking Gas Prices Across Zones – 12.5KG Refilling
North Central



Average

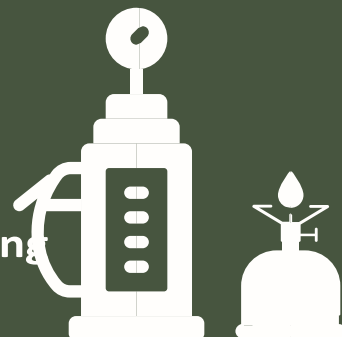
N4,990.71

State	17-Mar	YoY %	MoM %
Abuja	4,800.00	24.68	(5.88)
Benue	5,250.00	31.25	(4.55)
Kogi	4,912.50	38.62	(1.75)
Kwara	4,950.00	38.70	(10.00)
Nassarawa	5,150.00	44.95	(4.19)
Niger	4,962.50	41.79	(0.75)
Plateau	4,910.00	24.70	(3.73)

Benue State records the highest average cooking gas price for refilling 12.5KG cylinder in the North Central Region for March 2017 while Abuja FCT records the least average price.

Liquefied Petroleum Gas (Cooking Gas) Price Watch - March 2017

Average Cooking Gas Prices Across Zones – 12.5KG Refilling
North East



Average

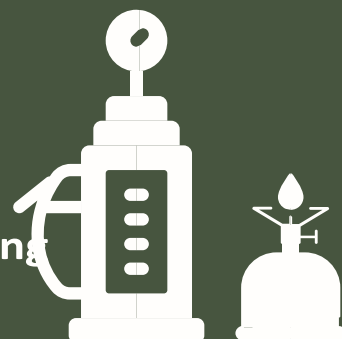
N5,064.44

State	17-Mar	YoY %	MoM %
Adamawa	4,900.00	30.67	(2.00)
Bauchi	4,833.33	28.89	(3.33)
Borno	5,020.00	43.43	(13.94)
Gombe	5,033.33	43.81	(8.48)
Taraba	5,100.00	45.71	2.00
Yobe	5,500.00	38.58	(8.33)

Yobe records the highest average cooking gas price for refilling 12.5KG cylinder in the North East Region for March 2017 while Bauchi State records the least average price.

Liquefied Petroleum Gas (Cooking Gas) Price Watch - March 2017

Average Cooking Gas Prices Across Zones – 12.5KG Refilling
North West



Average

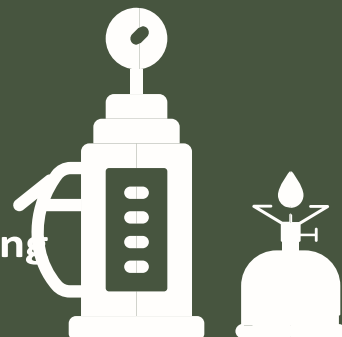
N4,843.11

State	17-Mar	YoY %	MoM %
Jigawa	4,800.00	20.15	(4.00)
Kaduna	4,800.00	26.32	(10.00)
Kano	4,650.00	26.19	(5.10)
Katsina	4,714.29	34.09	(4.76)
Kebbi	4,887.50	28.62	(18.54)
Sokoto	5,200.00	48.57	(9.57)
Zamfara	4,850.00	38.57	(3.00)

Sokoto State records the highest average cooking gas price for refilling 12.5KG cylinder in the North West Region for March 2017 while Kano State records the least average price.

Liquefied Petroleum Gas (Cooking Gas) Price Watch - March 2017

Average Cooking Gas Prices Across Zones – 12.5KG Refilling
South East



Average

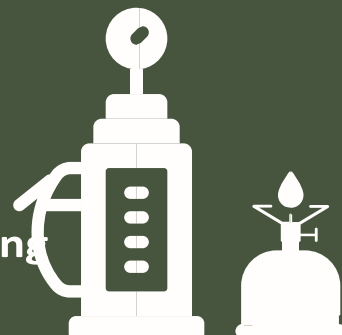
N4,877.67

State	17-Mar	YoY %	MoM %
Abia	4,875.00	28.11	(10.76)
Anambra	5,100.00	45.54	(9.20)
Ebonyi	4,650.00	30.84	(15.46)
Enugu	4,730.00	34.82	(12.61)
Imo	5,033.33	42.29	(5.74)

Anambra State records the highest average cooking gas price for refilling 12.5KG cylinder in the South East Region for March 2017 while Ebonyi State records the least average price.

Liquefied Petroleum Gas (Cooking Gas) Price Watch - March 2017

Average Cooking Gas Prices Across Zones – 12.5KG Refilling
South South



Average

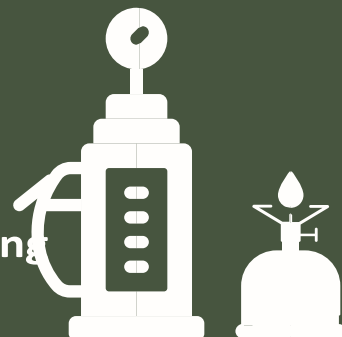
N4,945.56

State	17-Mar	YoY%	MoM%
Akwa Ibom	4,840.00	12.56	(19.33)
Bayelsa	5,112.50	27.81	(9.25)
Cross River	5,005.00	29.37	(16.58)
Delta	4,833.33	36.15	(18.40)
Edo	4,920.00	32.08	(18.00)
Rivers	4,962.50	38.81	(17.29)

Bayelsa State records the highest average cooking gas price for refilling 12.5KG cylinder in the South South Region for March 2017 while Delta State records the least average price.

Liquefied Petroleum Gas (Cooking Gas) Price Watch - March 2017

Average Cooking Gas Prices Across Zones – 12.5KG Refilling
South West




Average

N4,813.90

State	17-Mar	YoY %	MoM %
Ekiti	4,800.00	26.32	(4.64)
Lagos	4,676.19	33.48	(2.52)
Ogun	4,636.36	23.91	(2.96)
Ondo	4,808.33	37.38	(1.92)
Osun	4,862.50	29.67	(7.09)
Oyo	5,100.00	36.00	17.99

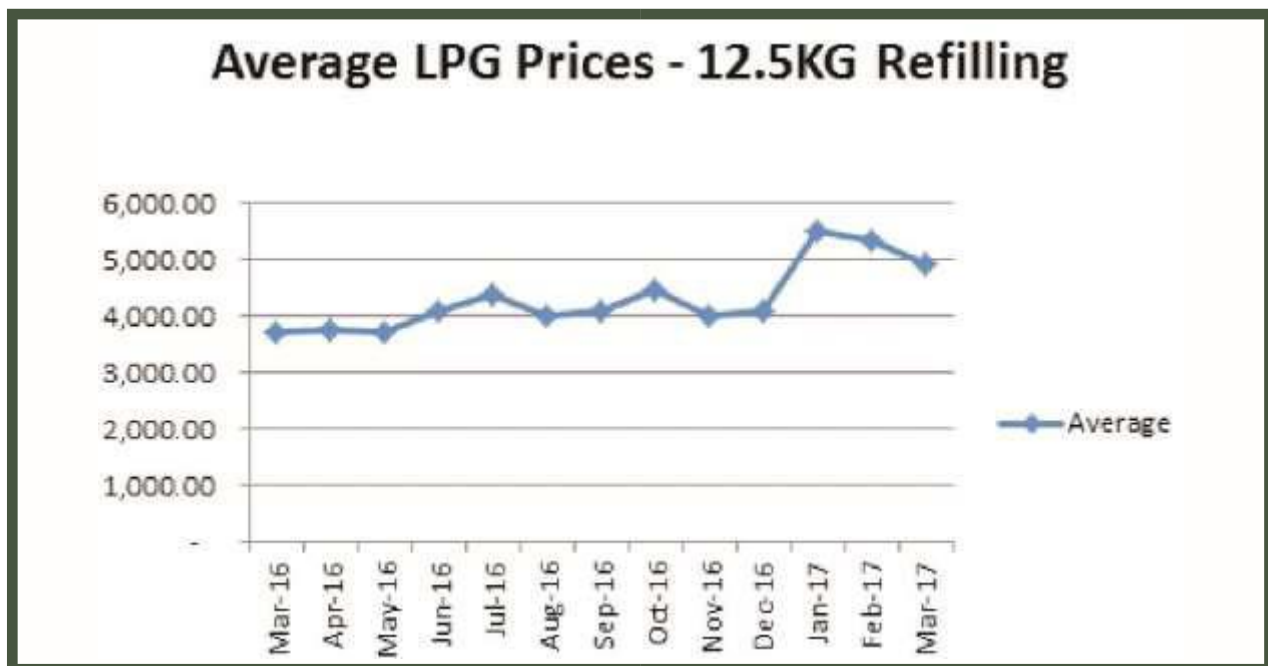
Oyo State records the highest average cooking gas price for refilling 12.5KG cylinder in the South West Region for March 2017 while Ogun State records the least average price.

Liquefied Petroleum Gas (Cooking Gas) Price Watch - March 2017



12 Months Average Prices – 12.5KG Refilling

Months	Average	MoM %	YoY %
16-Mar	3,694.34		
16-Apr	3,746.28		
16-May	3,724.56		
16-Jun	4,091.38		
16-Jul	4,358.40		
16-Aug	3,978.09		
16-Sep	4,076.25		
16-Oct	4,435.17		
16-Nov	4,016.09		
16-Dec	4,071.63		
17-Jan	5,508.16	35.28	49.82
17-Feb	5,345.87	-2.95	45.49
17-Mar	4,923.47	-7.9	33.27



-7.90% month-on-month and 33.27% year-on-year

Appendix

Average Cooking Gas (Liquefied Petroleum Gas)
Prices (NGN) 5kg Refilling - January 2017

Appendix

Liquified Petroleum Gas(Cooking gas) 5kg refilling									
AVERAGE PRICE NGN (FEBRUARY 2017)									
STATE	Jan-16	Feb-16	Mar-16	Apr-16	May-16	Jun-16	Jul-16	Aug-16	Sep-16
Abia	1657.86	1658.33	1730.95	1745.00	1657.14	1842.86	2133.33	1864.29	1835.71
Abuja	1900.00	1833.33	1800.00	1883.33	1800.00	1850.00	2050.00	1800.00	1870.00
Adamawa	1900.00	1900.00	1750.00	1800.00	1775.00	1800.00	2150.00	1750.00	1843.75
Akwa Ibom	1712.50	1983.33	2066.67	2133.33	1705.65	2033.33	2166.67	1850.00	1850.00
Anambra	1725.00	1666.67	1666.67	1747.50	1766.67	2070.00	2079.17	2198.33	1895.00
Bauchi	1900.00	1900.00	1850.00	2000.00	1850.00	2100.00	2100.00	1900.00	1944.60
Bayelsa	1900.00	1900.00	1800.00	1900.00	1900.00	1984.00	2000.00	1850.00	1925.00
Benue	1977.50	1900.00	1900.00	1900.00	1900.00	2033.33	2050.00	1883.83	1833.33
Borno	1850.00	1800.00	2030.00	1866.67	1838.60	2090.00	2075.00	2035.00	1840.00
Cross River	1800.00	1891.67	1800.00	1816.67	1894.00	1850.00	2050.00	1833.33	1888.02
Delta	1858.33	1812.50	1816.25	1812.50	1852.50	1850.00	2150.00	2112.50	1846.69
Ebonyi	1780.00	1700.00	1733.33	1760.00	1735.00	1775.00	2187.50	1845.83	2179.22
Edo	1750.00	1766.67	1787.50	1737.50	1700.00	1850.00	2137.50	1862.50	2171.01
Ekiti	1800.00	1800.00	1800.00	1800.00	1788.80	2000.00	2000.00	2000.00	1859.89
Enugu	1712.50	1712.50	1720.83	2000.00	2000.00	2000.00	2000.00	1825.00	2044.95
Gombe	1700.00	1700.00	1700.00	1700.00	1700.00	2000.00	2000.00	1700.00	2123.52
Imo	1750.00	1950.00	1825.00	1820.00	1800.00	2010.00	2250.00	2150.00	2168.20
Jigawa	1800.00	1800.00	1800.00	1950.00	1950.00	2000.00	1970.00	1970.68	1970.00
Kaduna	1900.00	1900.00	1800.00	1750.00	1833.33	2000.00	2250.00	1866.67	1826.00
Kano	2000.00	1950.55	1950.00	1950.00	1950.00	2150.00	2000.00	1900.00	1994.00
Katsina	1801.79	1838.89	1835.71	1840.00	1833.33	2200.00	2093.75	1970.83	1927.60
Kebbi	1900.65	2000.00	1900.00	1891.67	1883.33	2200.00	2250.00	1925.00	1876.20
Kogi	1851.67	1803.13	1812.50	1900.00	1875.00	1975.00	2000.00	1855.00	1869.10
Kwara	1868.75	1818.75	1894.44	1816.67	1837.50	1875.00	2092.86	1858.33	1831.75
Lagos	1835.71	1881.25	1858.33	2000.00	1825.00	1875.00	2022.22	1933.33	1919.30
Nassarawa	1854.17	1860.71	1852.98	1814.88	1849.29	1875.00	2050.00	1868.75	1843.49
Niger	2000.00	2000.00	1800.00	1800.00	1800.00	2000.00	2050.00	1962.50	1893.60
Ogun	2008.33	1950.00	1875.00	1800.00	1800.00	2000.00	1900.00	1845.00	1893.20
Ondo	2000.00	2097.27	2094.54	2091.82	2091.60	2088.88	2100.00	2000.00	2022.75
Osun	1950.00	1947.47	1900.00	1900.00	1900.00	2000.00	2000.00	2000.00	2034.96
Oyo	1800.00	1800.00	1800.00	1800.00	1992.00	1995.00	1995.00	1995.00	1983.64
Plateau	1800.00	1916.87	1916.67	1850.00	1900.00	1970.00	2176.19	2160.00	1892.40
Rivers	1808.33	1885.00	1805.00	1875.00	1825.00	1875.00	2100.00	1966.67	1819.30
Sokoto	1800.00	1833.73	1883.33	1800.00	1841.67	1800.00	1900.00	1900.00	1900.00
Taraba	1900.00	1900.00	1900.00	1900.00	1958.33	1850.00	2050.00	2000.00	2231.47
Yobe	1900.00	1997.40	1900.00	1900.00	1950.00	2050.00	2050.00	1900.00	1843.80
Zamfara	1700.00	1775.00	1700.00	1875.00	2037.50	1700.00	2000.00	2000.00	2037.30
AVERAGE NGN	1841.98	1860.30	1839.34	1862.91	1853.95	1962.63	2071.06	1928.06	1938.62
Month-on-Month %									
Year-on-Year %									

Appendix

Average Cooking Gas (Liquefied Petroleum Gas)
Prices (NGN) 5kg Refilling - January 2017

Appendix

							Year on Year %	Month on Month %
STATE	Oct-16	Nov-16	Dec-16	Jan-17	Feb-17	Mar-17	2017)	2017
Abia	2162.36	1814.29	1834.29	2591.67	3000.00	2362.50	36.49	-21.25
Abuja	1921.90	1805.00	1866.67	2800.00	2780.00	2600.00	44.44	-6.47
Adamawa	1817.66	1800.00	1825.00	2550.00	2500.00	2700.00	54.29	8.00
Akwa Ibom	1814.69	1816.67	1933.33	2520.00	3000.00	2530.00	22.42	-15.67
Anambra	2209.71	2235.71	2163.33	2580.00	2800.00	2516.67	51.00	-10.12
Bauchi	2000.00	2000.00	2000.00	2500.00	2500.00	2416.67	30.63	-3.33
Bayelsa	1914.37	2250.00	2200.00	2550.00	3000.00	2600.00	44.44	-13.33
Benue	2082.14	2270.00	2262.50	2500.00	2700.00	2400.00	26.32	-11.11
Borno	2438.88	2364.29	2070.00	2511.11	2825.00	2650.00	30.54	-6.19
Cross River	2059.12	1815.00	1840.00	2600.00	3000.00	2511.11	39.51	-16.30
Delta	2398.22	1820.00	1808.33	2636.36	2984.62	2500.00	37.65	-16.24
Ebonyi	2239.62	1883.33	2225.00	2562.50	2880.34	2400.00	38.46	-16.68
Edo	2262.03	1816.67	1983.33	2500.00	3030.77	2560.00	43.22	-15.53
Ekiti	1859.60	1825.00	1968.06	2500.00	2416.67	2580.00	43.33	6.76
Enugu	2025.75	1900.00	1923.33	2533.33	2944.44	2570.00	49.35	-12.72
Gombe	1940.43	2000.00	1900.00	2500.00	2500.00	2650.00	55.88	6.00
Imo	1894.97	2250.00	1987.75	2542.86	2700.00	2500.00	36.99	-7.41
Jigawa	1970.70	1970.00	2000.00	2500.00	2500.00	2250.00	25.00	-10.00
Kaduna	2155.24	1880.00	2200.00	2566.67	2500.00	2250.00	25.00	-10.00
Kano	2162.08	1975.00	2200.00	2750.00	2500.00	2350.00	20.51	-6.00
Katsina	2046.37	1923.96	1944.44	2572.22	2500.00	2278.57	24.12	-8.86
Kebbi	2007.79	1916.67	2000.00	2575.00	3000.00	2500.00	31.58	-16.67
Kogi	2080.31	1845.83	2130.00	2592.86	2650.00	2448.00	35.06	-7.62
Kwara	1962.92	1940.00	1912.50	2527.27	2800.00	2533.33	33.72	-9.52
Lagos	2103.46	1813.89	1900.00	2650.00	2425.00	2457.89	32.26	1.36
Nassarawa	2126.67	1865.63	1865.00	2594.12	2860.00	2583.33	39.42	-9.67
Niger	2055.24	1875.00	1966.67	2550.00	2800.00	2512.50	39.58	-10.27
Ogun	2192.82	1833.53	1833.33	2555.56	2450.00	2480.00	32.27	1.22
Ondo	2149.78	2190.00	2188.00	2600.00	2372.73	2400.00	14.58	1.15
Osun	2070.58	2000.00	2100.00	2500.00	2393.75	2405.56	26.61	0.49
Oyo	2033.31	2033.31	1993.20	2700.00	2376.47	2550.00	41.67	7.30
Plateau	2186.23	2100.00	2172.50	2544.44	2820.00	2700.00	40.87	-4.26
Rivers	2050.30	1800.00	1983.33	2588.89	3000.00	2566.67	42.20	-14.44
Sokoto	1970.49	1968.75	1800.00	2575.00	2500.32	2300.00	22.12	-8.01
Taraba	2048.61	2000.00	2100.00	2580.00	2500.00	2450.00	28.95	-2.00
Yobe	2055.24	1866.67	1900.00	2500.00	2700.00	2500.00	31.58	-7.41
Zamfara	2009.97	2150.00	2100.00	2500.00	3000.00	2700.00	58.82	-10.00
AVERAGE NGN	2067.01	1962.55	2002.16	2567.56	2708.38	2493.59	35.57	-7.93
Month-on-Month %				28.24	5.48	-7.93		
Year-on-Year %				39.39	45.59	35.57		

Appendix

Average Cooking Gas (Liquefied Petroleum Gas)
Prices (NGN) 12.5kg Refilling - January 2017

Appendix


AVERAGE PRICE NGN (FEBRUARY 2017)									
STATE	Jan-16	Feb-16	Mar-16	Apr-16	May-16	Jun-16	Jul-16	Aug-16	Sep-16
Abia	3935.71	3933.33	3805.36	3875.00	4003.57	3985.71	4125.00	4121.43	4100.00
Abuja	3950.00	3883.33	3850.00	3950.00	3800.00	4000.00	4550.00	3950.00	3840.00
Adamawa	3600.00	3600.00	3750.00	3600.00	3675.00	3800.00	4350.00	3600.00	4000.00
Akwa Ibom	3950.00	4133.33	4300.00	4633.33	3934.20	4633.33	4300.00	4966.67	4033.33
Anambra	3554.17	3504.17	3504.17	3651.67	3612.50	4000.00	4295.83	4013.33	3990.00
Bauchi	4000.00	3500.00	3750.00	3500.00	3500.00	4000.00	4000.00	3586.00	3586.00
Bayelsa	4000.00	4000.00	4000.00	4050.00	4250.00	4500.00	4250.00	4250.00	4000.00
Benue	3700.00	3962.50	4000.00	3825.00	3975.00	4000.00	4500.00	3950.00	4000.00
Borno	4166.67	3500.00	3500.00	4500.00	4150.00	4112.50	4120.00	4250.00	3920.00
Cross River	3663.33	3600.00	3868.75	3850.00	3849.48	4175.00	4355.00	4191.67	3935.68
Delta	3525.00	3550.00	3550.00	3650.00	3511.70	4041.67	4575.00	4037.50	3798.45
Ebonyi	3523.57	3588.33	3553.93	3504.17	3570.83	4100.00	4183.33	3795.83	4105.37
Edo	3575.00	3750.00	3725.00	3987.50	3600.00	4000.00	4475.00	4366.67	4929.88
Ekiti	3500.00	3800.00	3800.00	3800.00	3594.00	4500.00	4500.00	3788.80	4024.16
Enugu	4012.50	3535.00	3508.33	3550.00	3800.00	4500.00	4937.50	3550.00	4549.78
Gombe	3500.00	3500.00	3500.00	3500.00	3500.00	4000.00	4500.00	3500.00	4638.32
Imo	3550.00	3566.67	3537.50	3583.33	3575.00	4333.33	4750.00	4550.00	4589.91
Jigawa	4666.67	4500.00	3995.00	4866.67	4833.33	4200.00	4566.67	4500.00	4805.06
Kaduna	3833.33	3600.00	3800.00	3850.00	3600.00	4000.00	4350.00	3700.00	3585.60
Kano	3650.00	3550.00	3685.00	3600.00	3650.00	4080.00	3825.00	4000.00	3837.40
Katsina	3562.50	3500.00	3515.87	3567.61	3518.06	4000.00	3826.67	3805.00	3505.58
Kebbi	3650.00	3500.00	3800.00	3625.00	3550.00	4000.00	4983.33	4025.00	3537.40
Kogi	3512.50	3583.33	3543.75	3550.00	3560.00	4000.00	4025.00	3980.00	3547.76
Kwara	3550.63	3522.50	3568.75	3591.43	3579.17	4000.00	4368.75	3839.38	3566.85
Lagos	3501.67	3527.50	3503.33	3700.00	3503.33	4000.00	3950.00	3675.00	3991.32
Nassarawa	3533.33	3525.00	3552.86	3514.29	3573.57	4000.00	3850.00	3507.50	3560.88
Niger	3516.67	3650.00	3500.00	3625.00	3566.67	4000.00	4928.57	3962.50	3653.60
Ogun	3504.17	3750.00	3741.67	3700.00	3850.00	4000.00	4275.00	4100.00	3834.60
Ondo	3500.00	3500.00	3500.00	3500.00	3587.20	3786.00	4500.00	3500.00	4619.99
Osun	3500.00	3595.45	3750.00	3500.00	3500.00	4000.00	4850.00	4000.00	4376.49
Oyo	3500.00	4000.00	3750.00	3500.00	3586.00	4000.00	3988.00	3800.00	4778.68
Plateau	3562.50	3875.00	3937.50	3762.50	4362.50	4133.33	4157.14	4070.00	4345.05
Rivers	3591.67	3575.00	3575.00	3550.00	3525.00	4000.00	4050.00	4358.33	3812.50
Sokoto	3500.00	3500.00	3500.00	3500.00	3525.00	4000.00	4300.00	4100.00	4651.55
Taraba	3500.00	3500.00	3500.00	3500.00	3500.00	4000.00	4850.00	3998.88	4362.92
Yobe	3675.00	3670.22	3968.77	3600.00	3537.50	4500.00	4850.00	3800.00	3524.55
Zamfara	3512.50	3625.00	3500.00	4000.00	4000.00	4000.00	4000.00	4000.00	4882.57
AVERAGE	3676.46	3674.48	3694.34	3746.28	3724.56	4091.38	4358.40	3978.09	4076.25
Month-on-Month									
Year-on-Year									

Appendix

Average Cooking Gas (Liquefied Petroleum Gas)
Prices (NGN) 12.5kg Refilling - January 2017

Appendix

STATE	Oct-16	Nov-16	Dec-16	Jan-17	Feb-17	Mar-17	Year on Year %	Month on Month %
							(Mar 2016-March 2017)	(Feb 2017-March 2017)
Abia	4654.88	3800.00	4106.25	5150.00	5462.50	4875.00	28.11	(10.76)
Abuja	3884.34	3850.00	3956.67	5200.00	5100.00	4800.00	24.68	(5.88)
Adamawa	3941.34	3975.00	4062.50	5800.00	5000.00	4900.00	30.67	(2.00)
Akwa Ibom	4998.00	4250.00	5708.33	5740.00	6000.00	4840.00	12.56	(19.33)
Anambra	4288.09	3757.14	4012.50	5620.00	5616.67	5100.00	45.54	(9.20)
Bauchi	3947.56	4000.00	4000.00	5500.00	5000.00	4833.33	28.89	(3.33)
Bayelsa	5133.94	4750.00	4500.00	5250.00	5633.33	5112.50	27.81	(9.25)
Benue	3866.71	3815.00	3975.00	5083.33	5500.00	5250.00	31.25	(4.55)
Borno	4653.03	4316.67	4550.00	5950.00	5833.33	5020.00	43.43	(13.94)
Cross River	4886.23	3915.00	3835.00	5675.00	6000.00	5005.00	29.37	(16.58)
Delta	4362.14	4216.67	3825.00	5933.33	5923.08	4833.33	36.15	(18.40)
Ebonyi	4314.31	3741.67	3725.00	5750.00	5500.45	4650.00	30.84	(15.46)
Edo	4755.14	4200.00	4116.67	5187.50	6000.00	4920.00	32.08	(18.00)
Ekiti	3523.05	3500.00	3777.64	5400.00	5033.33	4800.00	26.32	(4.64)
Enugu	4573.91	4850.00	4766.67	5725.00	5412.50	4730.00	34.82	(12.61)
Gombe	3929.21	3800.00	3700.00	5333.33	5500.00	5033.33	43.81	(8.48)
Imo	3944.31	3992.50	3998.00	5794.29	5340.00	5033.33	42.29	(5.74)
Jigawa	5603.77	4750.00	5666.67	5166.67	5000.00	4800.00	20.15	(4.00)
Kaduna	4213.13	4034.00	4000.00	5000.00	5333.33	4800.00	26.32	(10.00)
Kano	4761.77	3825.00	4000.00	5250.00	4900.00	4650.00	26.19	(5.10)
Katsina	4218.38	3555.56	3650.00	5972.22	4950.00	4714.29	34.09	(4.76)
Kebbi	4740.74	3633.33	3650.00	5625.00	6000.00	4887.50	28.62	(18.54)
Kogi	4059.08	3879.17	3990.00	5000.00	5000.00	4912.50	38.62	(1.75)
Kwara	4346.31	3501.11	3842.78	5902.50	5500.00	4950.00	38.70	(10.00)
Lagos	4709.50	3775.00	3941.56	5750.00	4797.22	4676.19	33.48	(2.52)
Nassarawa	3936.00	3602.08	3624.40	5427.78	5375.00	5150.00	44.95	(4.19)
Niger	4986.76	3875.00	4000.00	5650.00	5000.00	4962.50	41.79	(0.75)
Ogun	4185.38	4100.00	4010.00	5030.00	4777.78	4636.36	23.91	(2.96)
Ondo	4627.95	4482.00	3786.00	5900.00	4902.50	4808.33	37.38	(1.92)
Osun	4168.06	4200.00	4300.00	5200.00	5233.33	4862.50	29.67	(7.09)
Oyo	3820.32	3980.00	3988.00	5500.00	4322.22	5100.00	36.00	17.99
Plateau	4654.06	4833.33	3560.00	5911.11	5100.00	4910.00	24.70	(3.73)
Rivers	4724.33	4202.50	3787.50	5166.67	6000.00	4962.50	38.81	(17.29)
Sokoto	4780.61	4325.00	3875.00	5800.00	5750.54	5200.00	48.57	(9.57)
Taraba	4876.84	4000.00	3988.00	5833.33	5000.00	5100.00	45.71	2.00
Yobe	4419.43	3562.50	3900.00	5125.00	6000.00	5500.00	38.58	(8.33)
Zamfara	4612.61	3750.00	4475.00	5500.00	5000.00	4850.00	38.57	(3.00)
AVERAGE	4435.17	4016.09	4071.63	5508.16	5345.87	4923.47	33.27	(7.90)
Month-on-Month				35.28	-2.95	-7.90		
Year-on-Year				49.82	45.49	33.27		



Field work is done solely by over 700 NBS Staff in all States of the federation supported by supervisors who are monitored by internal and external observers.

Fuel Prices are collected across all the 774 local governments across all States and the FCT from over 10,000 respondents and locations and reflect actual prices households state they actually bought those fuels together with the prices reportedly sold by the fuel suppliers.

The average of all these prices is then reported for each state and the average for the country is the average for the state.

NBS audit team subsequently conducts randomly selected verification of prices recorded.

Acknowledgements

We acknowledge our technical partners, Proshare in the design, concept and production of this publication.



Contact Us

 @nigerianstat

 NBSNigeria

 www.nigerianstat.gov.ng



Head Office Address

+234 803 386
5388 Plot
District, FCT, Abuja Nigeria.



feedback@nigerianstat.gov.ng

762, Independence Avenue, Central Business