

Automotive Gas Oil (Diesel) Price Watch

(MARCH 2017)

Report Date: February 2017

Data Source: National Bureau of Statistics



NATIONAL BUREAU OF STATISTICS

Contents

Executive Summary	1
Average Diesel Prices Across States	2
Average Diesel Prices Across Zones – North Central	3
Average Diesel Prices Across Zones – North East	4
Average Diesel Prices Across Zones – North West	5
Average Diesel Prices Across Zones – South East	6
Average Diesel Prices Across Zones – South South	7
Average Diesel Prices Across Zones –South West	8
12 Months Average Prices	9
Appendix - Tables	10
Methodology	12
Acknowledgment and Contact	13

Executive Summary

Average price paid by consumers for automotive gas oil (diesel) decreased by 5.94% month-on-month and increased by 60.44% year-on-year to N234.55 in March 2017 from N249.38 in February 2017.

States with the highest average price of diesel were Kwara (N263.57), Kogi (N260) & Abuja (255).

States with the lowest average price of diesel were Bayelsa (N205.56), Plateau (N209.17) and Rivers (N212.14).

Automotive Gas Oil (Diesel) Price Watch - March 2017

Average Diesel Prices Across States



Average

N234.55

State	Mar-17	YoY %	MoM %
Abia	225	59.29	-9.3
Abuja	255	59.38	1.19
Adamawa	250	69.86	-10.71
Akwa Ibom	216.25	53.37	-16.83
Anambra	237.27	88.31	-4.92
Bauchi	253	74.48	11.95
Bayelsa	205.56	9.01	-17.78
Benue	246	82.22	-3.8
Borno	224	44.52	-17.34
Cross River	227.08	47.87	-9.17
Delta	241.36	77.69	-4.88
Ebonyi	217.5	46.39	-20.18
Edo	248.85	83.65	-4.75
Ekiti	241.92	59.72	-1.14
Enugu	232.81	70.8	-6.98
Gombe	217.5	52.33	-15.26
Imo	241.11	70.05	-6.97
Jigawa	226.21	54.49	-6.91
Kaduna	214.09	49.58	-6.31
Kano	247.5	65.55	-2.94
Katsina	236.25	75	-0.32
Kebbi	230	8.09	-4.45
Kogi	260	71.05	4
Kwara	263.57	71.63	4.04
Lagos	242.62	69.15	-3.79
Nassarawa	250.5	55.48	-0.3
Niger	226.43	49.95	-8.91
Ogun	238	76.3	-3.01
Ondo	254.38	83.57	2.43
Osun	242.53	82.78	10.24
Oyo	242.19	80.07	6.85
Plateau	209.17	56.09	-14.63
Rivers	212.14	38.35	-15.14
Sokoto	248.33	70.09	0
Taraba	216.67	56.63	-15.09
Yobe	220	100	-12
Zamfara	217.69	41.36	-8.48

STATES WITH THE HIGHEST AVERAGE PRICES IN JANUARY 2017

KWARA

N263.57

KOGI

N260.00

ABUJA

N255.00

STATES WITH THE LOWEST AVERAGE PRICES IN JANUARY 2017

BAYELSA

N205.56

PLATEAU

N209.17

RIVERS

N212.14

Automotive Gas Oil (Diesel) Price Watch - March 2017

Average Diesel Prices Across Zones - North Central



Average

N244.38

State	Mar-17	YoY %	MoM %
Abuja	255	59.38	1.19
Benue	246	82.22	-3.8
Kogi	260	71.05	4
Kwara	263.57	71.63	4.04
Nassarawa	250.5	55.48	-0.3
Niger	226.43	49.95	-8.91
Plateau	209.17	56.09	-14.63

Kwara State has the highest average price in the North Central for March 2017 while Plateau State has the least average price

Automotive Gas Oil (Diesel) Price Watch - March 2017

Average Diesel Prices Across Zones - North East



Average

N230.19

State	Mar-17	YoY %	MoM %
Adamawa	250	69.86	-10.71
Bauchi	253	74.48	11.95
Borno	224	44.52	-17.34
Gombe	217.5	52.33	-15.26
Taraba	216.67	56.63	-15.09
Yobe	220	100	-12

Bauchi State has the highest average price in the North East for March 2017 while Taraba State has the least average price

Automotive Gas Oil (Diesel) Price Watch - March 2017

Average Diesel Prices Across Zones - North West



Average

N231.44

State	Mar-17	YoY %	MoM %
Jigawa	226.21	54.49	-6.91
Kaduna	214.09	49.58	-6.31
Kano	247.5	65.55	-2.94
Katsina	236.25	75	-0.32
Kebbi	230	8.09	-4.45
Sokoto	248.33	70.09	0
Zamfara	217.69	41.36	-8.48

Sokoto State has the highest average price in the North West for March 2017 while Kaduna State has the least average price

Automotive Gas Oil (Diesel) Price Watch - March 2017

Average Diesel Prices Across Zones - South South



Average

N225.21

State	Mar-17	YoY %	MoM %
Akwa Ibom	216.25	53.37	-16.83
Bayelsa	205.56	9.01	-17.78
Cross River	227.08	47.87	-9.17
Delta	241.36	77.69	-4.88
Edo	248.85	83.65	-4.75
Rivers	212.14	38.35	-15.14

Edo State has the highest average price in the South South for March 2017 while Bayelsa State has the least average price

Automotive Gas Oil (Diesel) Price Watch - March 2017

Average Diesel Prices Across Zones - South East



Average

N230.74

State	Mar-17	YoY %	MoM %
Abia	225	59.29	-9.3
Anambra	237.27	88.31	-4.92
Ebonyi	217.5	46.39	-20.18
Enugu	232.81	70.8	-6.98
Imo	241.11	70.05	-6.97

Imo State has the highest average price in the South East for March 2017 while Ebonyi State has the least average price

Automotive Gas Oil (Diesel) Price Watch - March 2017

Average Diesel Prices Across Zones - South West



Average

N243.61

State	Mar-17	YoY %	MoM %
Ekiti	241.92	59.72	-1.14
Lagos	242.62	69.15	-3.79
Ogun	238	76.3	-3.01
Ondo	254.38	83.57	2.43
Osun	242.53	82.78	10.24
Oyo	242.19	80.07	6.85

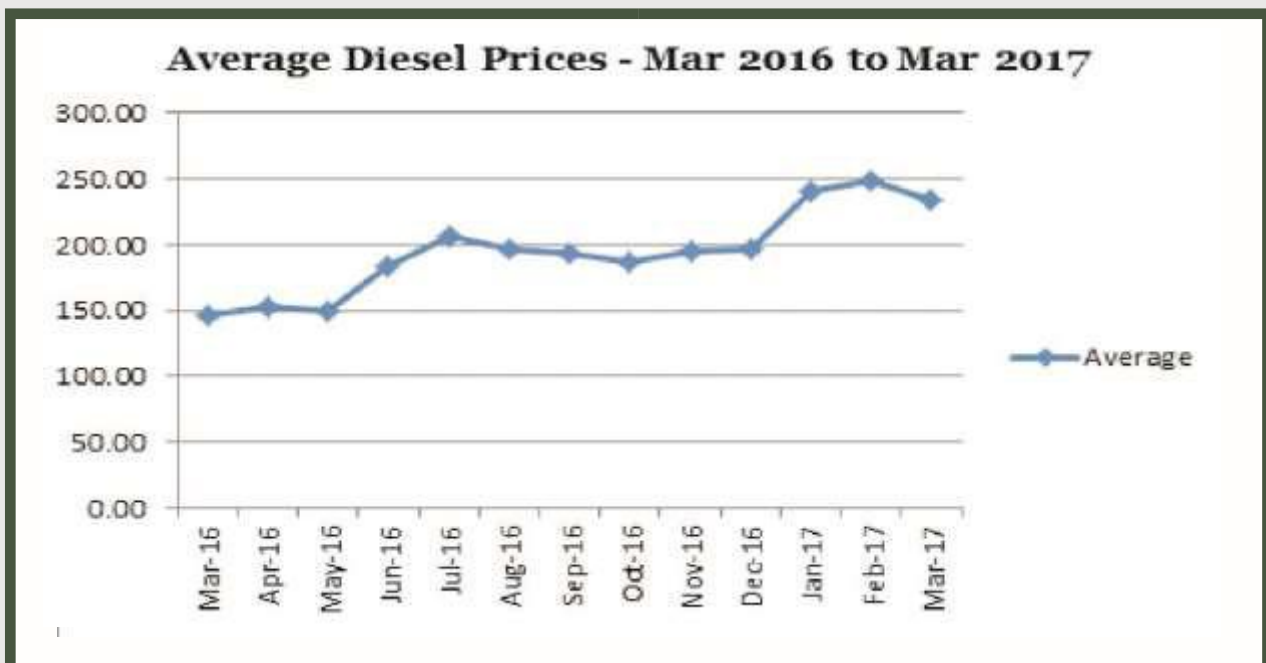
Ondo State has the highest average price in the South West Region for March 2017 while Ogun State has the least average price.

Automotive Gas Oil (Diesel) Price Watch - March 2017



12 Months Average Prices

Months	Average	MoM%	YoY%
Mar-16	146.19	-1.08	
Apr-16	152.15	4.08	
May-16	148.81	-2.2	
Jun-16	183.41	23.25	20.72
Jul-16	206.55	12.61	41.89
Aug-16	196.53	-4.85	29.69
Sep-16	192.69	-1.95	25.87
Oct-16	187.25	-2.82	23.05
Nov-16	195.67	4.49	19.92
Dec-16	196.25	0.3	19.48
Jan-17	240.52	22.56	50.06
Feb-17	249.38	3.68	68.74
Mar-17	234.55	-5.94	60.44



-5.94% Month-on-Month and 60.44% Year-on-Year

Appendix

Average Diesel (Automotive Gas Oil) Prices/ Litre NGN - January 2017

STATE	Jan-16	Feb-16	Mar-16	Apr-16	May-16	Jun-16	Jul-16	Aug-16	Sep-16
Abia	152.59	146.76	141.25	144.41	141.88	179.47	201.25	190.36	195.23
Abuja	158.00	145.00	160.00	155.00	142.22	178.75	204.00	194.00	189.50
Adamawa	147.00	145.00	147.18	132.50	145.00	180.00	205.00	190.00	193.75
Akwa Ibom	156.25	140.00	141.00	141.67	145.00	181.43	202.50	192.00	200.00
Anambra	146.92	133.33	126.00	130.67	130.67	177.67	200.00	192.50	185.00
Bauchi	178.00	152.50	145.00	157.00	135.00	185.71	205.00	192.14	198.33
Bayelsa	180.00	160.00	188.57	174.29	150.00	192.50	200.63	192.88	186.67
Benue	160.00	152.00	135.00	167.00	150.00	166.67	202.86	210.00	210.00
Borno	167.00	168.25	155.00	165.00	165.00	221.67	225.00	195.00	201.25
Cross River	169.17	160.00	153.57	202.86	188.13	181.11	202.86	198.64	187.78
Delta	142.50	148.67	135.83	137.00	138.75	180.00	203.75	197.31	183.18
Ebonyi	160.71	147.86	148.57	152.83	145.00	180.00	202.86	192.43	185.00
Edo	154.44	143.21	135.50	142.50	140.00	179.62	200.00	200.45	193.08
Ekiti	155.42	155.00	151.47	151.20	145.83	175.00	204.41	198.33	197.37
Enugu	150.35	140.14	136.30	139.00	136.11	185.00	201.39	199.29	193.21
Gombe	155.19	120.00	142.78	146.27	141.68	180.00	205.00	198.50	180.00
Imo	151.43	146.88	141.79	148.17	137.94	175.24	200.50	202.14	196.82
Jigawa	162.50	142.69	146.43	160.83	144.62	186.36	201.67	198.00	196.07
Kaduna	163.64	151.88	143.13	162.50	156.67	178.57	203.18	192.92	198.08
Kano	153.60	144.56	149.50	147.89	155.14	186.67	202.50	202.50	198.33
Katsina	145.50	143.13	135.00	150.50	140.00	194.00	211.11	195.22	184.88
Kebbi	200.77	155.50	212.78	192.27	187.78	200.00	229.09	194.55	199.38
Kogi	166.33	152.14	152.00	135.00	152.50	180.00	201.25	190.00	196.67
Kwara	160.33	142.67	153.57	135.00	146.00	185.21	223.33	202.00	198.89
Lagos	149.38	155.25	143.44	147.37	143.25	175.56	202.14	194.47	188.11
Nassarawa	162.50	161.50	161.11	152.78	167.69	183.64	205.00	208.89	196.57
Niger	187.00	164.17	151.00	169.00	179.38	188.33	204.29	197.14	198.00
Ogun	146.79	140.38	135.00	129.62	132.50	172.86	207.15	198.46	183.46
Ondo	156.00	145.56	138.57	142.37	150.33	177.50	206.25	191.58	185.67
Osun	150.00	141.18	132.69	126.00	129.17	181.00	206.00	203.53	192.00
Oyo	148.44	139.83	134.50	130.67	140.00	181.05	207.50	197.89	194.44
Plateau	152.50	138.00	134.00	175.80	150.00	181.88	201.25	197.71	203.33
Rivers	155.14	160.00	153.33	161.67	160.00	191.11	200.00	194.40	186.67
Sokoto	223.13	132.50	146.00	150.00	143.33	180.00	203.00	188.67	180.56
Taraba	175.00	160.00	138.33	165.00	145.00	200.00	249.00	191.20	188.33
Yobe	133.33	140.00	110.00	155.00	155.00	183.33	205.00	189.60	175.00
Zamfara	153.75	152.50	154.00	153.08	149.38	179.33	206.54	206.82	209.09
STATES' AVERAGE	160.29	147.78	146.19	152.15	148.81	183.41	206.55	196.53	192.69
Month-on-Month	-2.42	-7.80	-1.08	4.08	-2.20	23.25	12.61	-4.85	-1.95
Year-on-Year						20.72	41.89	29.69	25.87

Appendix

Average Diesel (Automotive Gas Oil) Prices/ Litre NGN - January 2017

STATE	Oct-16	Nov-16	Dec-16	Jan-17	Feb-17	Mar-17	Year on Year % (Mar 2016-Mar 2017)	Month on Month % (Feb 2017-Mar 2017)
Abia	190.36	192.79	202.14	237.50	248.08	225.00	59.29	-9.30
Abuja	180.00	182.50	180.00	270.00	252.00	255.00	59.38	1.19
Adamawa	180.00	193.50	185.00	230.50	280.00	250.00	69.86	-10.71
Akwa Ibom	188.57	197.50	199.55	247.50	260.00	216.25	53.37	-16.83
Anambra	183.67	190.15	191.79	235.45	249.55	237.27	88.31	-4.92
Bauchi	181.67	187.00	185.83	232.50	226.00	253.00	74.48	11.95
Bayelsa	189.55	202.86	203.75	270.00	250.00	205.56	9.01	-17.78
Benue	189.17	202.14	190.00	254.17	255.71	246.00	82.22	-3.80
Borno	192.00	206.25	197.50	230.91	271.00	224.00	44.52	-17.34
Cross River	185.26	188.64	209.09	256.36	250.00	227.08	47.87	-9.17
Delta	187.73	182.92	198.08	256.77	253.75	241.36	77.69	-4.88
Ebonyi	190.00	193.33	197.86	240.77	272.50	217.50	46.39	-20.18
Edo	188.23	194.17	206.18	237.78	261.25	248.85	83.65	-4.75
Ekiti	193.30	196.11	195.94	242.56	244.71	241.92	59.72	-1.14
Enugu	190.94	196.07	198.44	230.78	250.28	232.81	70.80	-6.98
Gombe	185.00	200.00	180.00	233.33	256.67	217.50	52.33	-15.26
Imo	192.73	195.43	197.40	246.11	259.17	241.11	70.05	-6.97
Jigawa	189.64	191.25	197.69	238.50	243.00	226.21	54.49	-6.91
Kaduna	192.17	194.58	190.00	236.88	228.50	214.09	49.58	-6.31
Kano	191.00	200.50	207.50	231.25	255.00	247.50	65.55	-2.94
Katsina	191.50	195.50	202.22	252.19	237.00	236.25	75.00	-0.32
Kebbi	192.00	208.64	210.42	235.83	240.71	230.00	8.09	-4.45
Kogi	181.82	186.25	186.00	235.38	250.00	260.00	71.05	4.00
Kwara	193.34	187.86	191.67	238.33	253.33	263.57	71.63	4.04
Lagos	187.00	195.59	196.58	230.00	252.19	242.62	69.15	-3.79
Nassarawa	183.00	195.00	196.43	237.78	251.25	250.50	55.48	-0.30
Niger	183.89	188.00	190.00	233.33	248.57	226.43	49.95	-8.91
Ogun	186.69	199.87	204.09	238.33	245.38	238.00	76.30	-3.01
Ondo	181.13	201.50	206.67	233.00	248.33	254.38	83.57	2.43
Osun	191.35	197.94	203.57	255.00	220.00	242.53	82.78	10.24
Oyo	188.06	197.39	203.53	230.00	226.67	242.19	80.07	6.85
Plateau	178.13	190.00	182.50	239.00	245.00	209.17	56.09	-14.63
Rivers	183.81	220.00	210.00	241.71	250.00	212.14	38.35	-15.14
Sokoto	187.14	195.00	187.50	239.17	248.33	248.33	70.09	0.00
Taraba	180.00	188.00	185.00	230.00	255.18	216.67	56.63	-15.09
Yobe	191.67	200.00	180.00	236.88	250.00	220.00	100.00	-12.00
Zamfara	186.92	205.63	211.43	233.75	237.86	217.69	41.36	-8.48
STATES' AVERAGE	187.25	195.67	196.25	240.52	249.38	234.55	60.44	-5.94
Month-on-Month	-2.82	4.49	0.30	22.56	3.68	-5.94		
Year-on-Year	23.05	19.92	19.48	50.06	68.74	60.44		

Methodology

Field work is done solely by over 700 NBS Staff in all States of the federation supported by supervisors who are monitored by internal and external observers.

Fuel Prices are collected across all the 774 local governments across all States and the FCT from over 10,000 respondents and locations and reflect actual prices households state they actually bought those fuels together with the prices reportedly sold by the fuel suppliers.

The average of all these prices is then reported for each state and the average for the country is the average for the state.

NBS audit team subsequently conducts randomly selected verification of prices recorded.

Acknowledgements/Contacts

Acknowledgements

We acknowledge our technical partners, Proshare in the design, concept and production of this publication.





Contact Us

 @nigerianstat

 NBSNigeria

 www.nigerianstat.gov.ng

 **Head Office Address**
Plot 762, Independence Avenue, Central
Business District, FCT, Abuja Nigeria.

 +234 803 386 5388

 feedback@nigerianstat.gov.ng