

National Household Kerosene Price Watch

(MARCH 2017)

Report Date: April 2017

Data Source: National Bureau of Statistics (NBS)



NATIONAL BUREAU OF STATISTICS

Contents

Executive Summary	1
Average kerosene Prices per litre Across States	2
Average kerosene Prices per litre Across Zones – North Central	3
Average kerosene Prices per litre Across Zones – North East	4
Average kerosene Prices per litre Across Zones – North West	5
Average kerosene Prices per litre Across Zones – South East	6
Average kerosene Prices per litre Across Zones – South South	7
Average kerosene Prices per litre Across Zones –South West	8
12 Months Average Prices per litre	9
Average kerosene Prices per gallon Across States	10
Average kerosene Prices per gallon Across Zones – North Central	11
Average kerosene Prices per gallon Across Zones – North East	12
Average kerosene Prices per gallon Across Zones – North West	13
Average kerosene Prices per gallon Across Zones – South East	14
Average kerosene Prices per gallon Across Zones – South South	15
Average kerosene Prices per gallon Across Zones –South West	16
12 Months Average Prices per gallon	17
Appendix - Tables	18
Methodology	19

Acknowledgment and Contact

-----20

Executive Summary

Average price per litre paid by consumers for National Household Kerosene decreased by 11.59% month-on-month and increased by 39.50% year-on-year to N311.56 in March 2017 from N352.42 in February 2017.

States with the highest average price per litre of kerosene were Taraba (N347.22), Plateau (N340.48) & Cross River (399.71).

States with the lowest average price per litre of kerosene were Gombe (N273.81), Zamfara (N271.57) and Oyo (N267.54).

Similarly, average price per gallon paid by consumers for National Household Kerosene decreased by 14.15% month-on-month and increased by 53.84% year-on-year to N1,172.78 in March 2017 from N1,366.08 in February 2017

States with the highest average price per gallon of kerosene were Kebbi (N1,376.92), Sokoto (N1,350) & Borno(1,338.89).

States with the lowest average price per litre of kerosene were Anambra (N1,000.91), Oyo (N996.67) and Ebonyi (N967.86).

National Household Kerosene Price Watch - March 2017



Average kerosene Prices per litre Across States

Average

N311.56

State	Mar-17	YoY %	MoM %
Abla	306.37	28.44	-9.72
Abuja	293.33	29.41	-15.38
Adamawa	298.15	8.6	-18.69
Akwa Ibom	315.15	47.73	-7.14
Anambra	316.67	46.15	-6.7
Bauchi	301.67	44.8	-21.73
Bayelsa	323.61	61.8	-10.81
Benue	284.72	58.51	-17.34
Borno	333.33	20.48	-9.47
Cross River	339.71	35.88	-2.01
Delta	315.15	40.07	-9.65
Ebonyi	309.52	35.42	-12.95
Edo	315.38	50.18	-11.47
Ekiti	308.33	50.74	-25.25
Enugu	319.33	46.14	-10.19
Gombe	273.81	24.63	-6.12
Imo	328.51	34.52	-9.03
Jigawa	313.46	64.65	-2.3
Kaduna	331.11	42.27	9.19
Kano	305.95	36.82	-4.01
Katsina	301.67	89.81	5.44
Kebbi	316.67	61.36	-3
Kogi	305.56	37.84	-1.96
Kwara	325	113.7	-1.4
Lagos	311.67	74.92	-31.59
Nassarawa	313.33	49.2	-7.84
Niger	311.11	41.18	-6.67
Ogun	302.38	53.83	-28.92
Ondo	314.17	63.27	-25.92
Osun	287.96	48.28	-30.11
Oyo	267.54	36.39	-36.8
Plateau	340.48	52.13	5.44
Rivers	316.11	37.11	-11.27
Sokoto	328.57	32.9	11.29
Taraba	347.22	24.38	-3.66
Yobe	333.33	21.83	-9.09
Zamfara	271.57	-33.9	-11.53

STATES WITH THE HIGHEST AVERAGE PRICES IN MARCH 2017

TARABA

N347.22

PLATEAU

N340.48

CROSS RIVER

N339.71

STATES WITH THE LOWEST AVERAGE PRICES IN MARCH 2017

GOMBE

N273.81

ZAMFARA

N271.57

OYO

N267.54

National Household Kerosene Price Watch - March 2017



Average kerosene Prices per litre Across Zones North Central

Average

N310.5

State	Mar-17	YoY %	MoM %
Abuja	293.33	29.41	-15.38
Benue	284.72	58.51	-17.34
Kogi	305.56	37.84	-1.96
Kwara	325	113.7	-1.4
Nassarawa	313.33	49.2	-7.84
Niger	311.11	41.18	-6.67
Plateau	340.48	52.13	5.44

Plateau State has the highest average price in the North Central Region for March 2017 while Benue State has the least average price.

National Household Kerosene Price Watch - March 2017



Average kerosene Prices per litre Across Zones North East

Average

N314.59

State	Mar-17	YoY%	MoM%
Adamawa	298.15	8.6	-18.69
Bauchi	301.67	44.8	-21.73
Borno	333.33	20.48	-9.47
Gombe	273.81	24.63	-6.12
Taraba	347.22	24.38	-3.66
Yobe	333.33	21.83	-9.09

Taraba State has the highest average price in the North East Region for March 2017 while Gombe State has the least average price.

National Household Kerosene Price Watch - March 2017



Average kerosene Prices per litre Across Zones North West

Average

N309.86

State	Mar-17	YoY%	MoM%
Jigawa	313.46	64.65	-2.3
Kaduna	331.11	42.27	9.19
Kano	305.95	36.82	-4.01
Katsina	301.67	89.81	5.44
Kebbi	316.67	61.36	-3
Sokoto	328.57	32.9	11.29
Zamfara	271.57	-33.9	-11.53

Kaduna State has the highest average price per litre in the North West Region for March 2017 while Zamfara State has the least average price.

National Household Kerosene Price Watch - March 2017



Average kerosene Prices per litre Across Zones South East

Average

N316.08

State	Mar-17	YoY%	MoM%
Abia	306.37	28.44	-9.72
Anambra	316.67	46.15	-6.7
Ebonyi	309.52	35.42	-12.95
Enugu	319.33	46.14	-10.19
Imo	328.51	34.52	-9.03

Imo State has the highest average price per litre in the South East Region for March 2017 while Abia State has the least average price.

National Household Kerosene Price Watch - March 2017



Average kerosene Prices per litre Across Zones South South

Average

N320.85

State	Mar-17	YoY %	MoM %
Akwa Ibom	315.15	47.73	-7.14
Bayelsa	323.61	61.8	-10.81
Cross River	339.71	35.88	-2.01
Delta	315.15	40.07	-9.65
Edo	315.38	50.18	-11.47
Rivers	316.11	37.11	-11.27

Cross River State has the highest average price per litre in the South South Region for March 2017 while Akwa Ibom and Delta States have the least average price.

National Household Kerosene Price Watch - March 2017



Average kerosene Prices per litre Across Zones South West

Average

N298.68

State	Mar-17	YoY %	MoM %
Ekiti	308.33	50.74	-25.25
Lagos	311.67	74.92	-31.59
Ogun	302.38	53.83	-28.92
Ondo	314.17	63.27	-25.92
Osun	287.96	48.28	-30.11
Oyo	267.54	36.39	-36.8

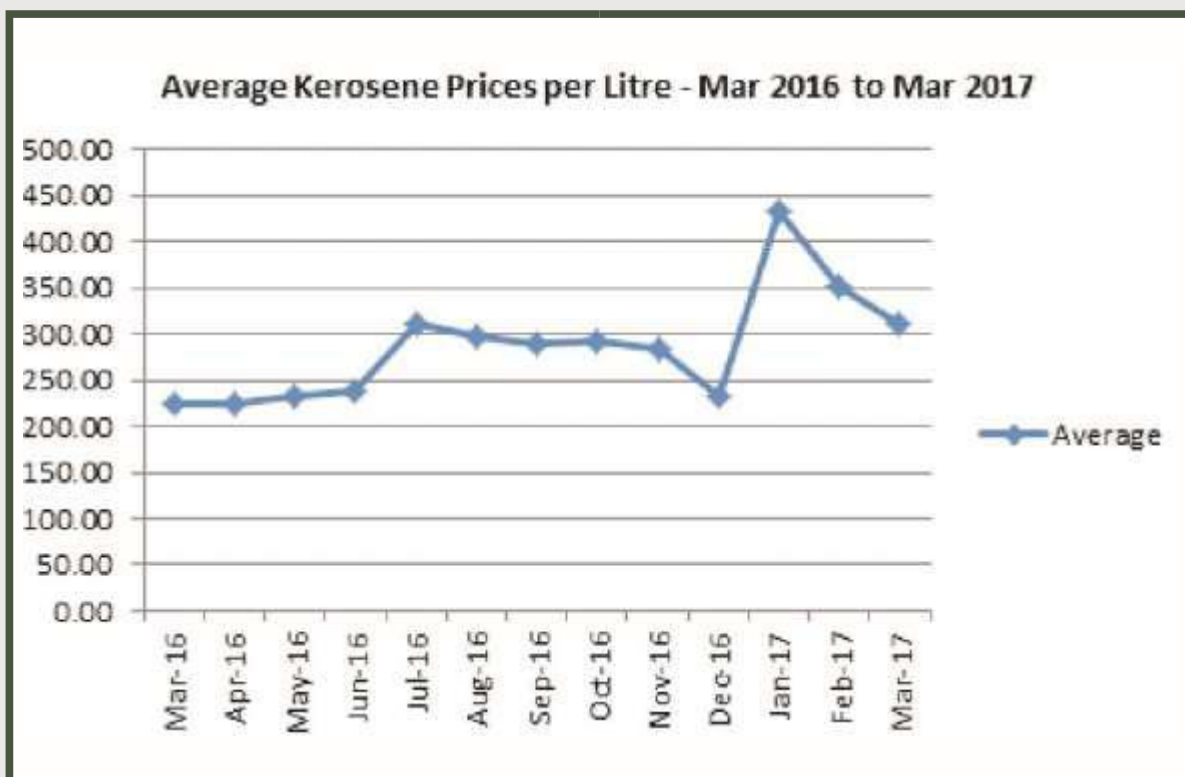
Ondo State has the highest average price per litre in the South West Region for March 2017 while Oyo State has the least average price.

National Household Kerosene Price Watch - March 2017



12 Months Average Prices per litre

Months	Average	MoM %	YoY %
Mar-16	223.34	-16.76	
Apr-16	223.26	-0.04	
May-16	232.42	4.1	
Jun-16	237.49	2.18	
Jul-16	310.29	30.66	57.01
Aug-16	298.19	-3.9	40.29
Sep-16	288.68	-3.19	21.11
Oct-16	292.73	1.4	29.27
Nov-16	282.86	-3.37	23.29
Dec-16	231.85	-18.03	-11.23
Jan-17	433.84	87.12	93.19
Feb-17	352.42	-18.77	31.34
Mar-17	311.56	-11.59	39.5



39.50% Year-on-Year and -11.59% Month-on-Month

National Household Kerosene Price Watch - March 2017



Average kerosene Prices per gallon Across States

Average

N1,172.78

State	Mar-17	YoY %	MoM %
Abia	1,095.67	69.25	-4.53
Abuja	1,257.00	89.88	-3.31
Adamawa	1,283.33	40.63	-9.94
Akwa Ibom	1,132.08	98.26	-30.82
Anambra	1,000.91	55.46	-6.3
Bauchi	1,170.00	59.18	-8.83
Bayelsa	1,112.50	25.35	-28.23
Benue	1,250.00	91.47	-4.53
Borno	1,338.89	-49.48	-4.02
Cross River	1,190.00	83.08	-24.35
Delta	1,110.45	79.68	-30.11
Ebonyi	967.86	54.5	-10.38
Edo	1,228.75	83.49	-20.12
Ekiti	1,143.33	58	-23.78
Enugu	1,042.38	61.08	-6.98
Gombe	1,135.71	48.72	-18.88
Imo	1,074.72	59.44	-6.21
Jigawa	1,240.71	74.37	-8.71
Kaduna	1,144.00	-87.9	-1.24
Kano	1,240.00	77.34	-13.4
Katsina	1,312.31	100.1	1.27
Kebbi	1,376.92	58.55	-18.4
Kogi	1,146.36	88.9	-5.19
Kwara	1,088.57	67.29	-8.04
Lagos	1,242.50	87.47	-17.75
Nassarawa	1,220.56	78.18	-3.36
Niger	1,218.89	69.03	-6.96
Ogun	1,037.50	42.75	-29.75
Ondo	1,168.24	76.65	-15.63
Osun	1,109.09	64.48	-24.48
Oyo	996.67	45.5	-31.22
Plateau	1,257.14	67.62	-7.37
Rivers	1,073.33	55.56	-11.2
Sokoto	1,350.00	39.75	21.15
Taraba	1,225.00	38.42	2.82
Yobe	1,125.00	26.56	-37.5
Zamfara	1,286.43	90.51	1.12

STATES WITH THE HIGHEST AVERAGE PRICES IN MARCH 2017

KEBBI

N1376.92

SOKOTO

N1350.00

BORNO

N1338.89

STATES WITH THE LOWEST AVERAGE PRICES IN MARCH 2017

ANAMBRA

N1000.91

OYO

N996.67

EBONYI

N967.86

National Household Kerosene Price Watch - March 2017



Average kerosene Prices per gallon Across Zones North Central

Average

N1,205.50

State	Mar-17	YoY %	MoM %
Abuja	1,257.00	89.88	-3.31
Benue	1,250.00	91.47	-4.53
Kogi	1,146.36	88.9	-5.19
Kwara	1,088.57	67.29	-8.04
Nassarawa	1,220.56	78.18	-3.36
Niger	1,218.89	69.03	-6.96
Plateau	1,257.14	67.62	-7.37

Plateau State has the highest average price per gallon in the North Central Region for March 2017 while Kwara State has the least average price.

National Household Kerosene Price Watch - March 2017



Average kerosene Prices per gallon Across Zones North East

Average

N1,212.99

State	Mar-17	YoY %	MoM %
Adamawa	1,283.33	40.63	-9.94
Bauchi	1,170.00	59.18	-8.83
Borno	1,338.89	-49.48	-4.02
Gombe	1,135.71	48.72	-18.88
Taraba	1,225.00	38.42	2.82
Yobe	1,125.00	26.56	-37.5

Borno State has the highest average price per gallon in the North East Region for March 2017 while Yobe State has the least average price.

National Household Kerosene Price Watch - March 2017



Average kerosene Prices per gallon Across Zones North West

Average

N1,278.62

State	Mar-17	YoY %	MoM %
Jigawa	1,240.71	74.37	-8.71
Kaduna	1,144.00	87.9	-1.24
Kano	1,240.00	77.34	-13.4
Katsina	1,312.31	100.1	1.27
Kebbi	1,376.92	58.55	-18.4
Sokoto	1,350.00	39.75	21.15
Zamfara	1,286.43	90.51	1.12

Kebbi State has the highest average price per gallon in the North West Region for March 2017 while Kaduna has the least average price.

National Household Kerosene Price Watch - March 2017



Average kerosene Prices per gallon Across Zones South East

Average

N1,036.31

State	Mar-17	YoY %	MoM %
Abia	1,095.67	69.26	-4.53
Anambra	1,000.91	55.46	-6.3
Ebonyi	967.86	54.5	-10.38
Enugu	1,042.38	61.08	-6.98
Imo	1,074.72	59.44	-6.21

Abia State has the highest average price per gallon in the South East Region for March 2017 while Ebonyi State has the least average price.

National Household Kerosene Price Watch - March 2017



Average kerosene Prices per gallon Across Zones South South

Average

N1,141.19

State	Mar-17	YoY %	MoM %
Akwa Ibom	1,132.08	98.26	-30.82
Bayelsa	1,112.50	25.35	-28.23
Cross River	1,190.00	83.08	-24.35
Delta	1,110.45	79.88	-30.11
Edo	1,228.75	83.49	-20.12
Rivers	1,073.33	55.56	-31.2

Edo State has the highest average price per gallon in the South South Region for March 2017 while Rivers State has the least average price

National Household Kerosene Price Watch - March 2017



Average kerosene Prices per gallon Across Zones South West

Average

N1,116.22

State	Mar-17	YoY %	MoM %
Ekiti	1,143.33	58	-23.78
Lagos	1,242.50	87.47	-17.75
Ogun	1,037.50	42.75	-29.75
Ondo	1,168.24	76.65	-15.63
Osun	1,109.09	64.48	-24.48
Oyo	996.67	45.5	-31.22

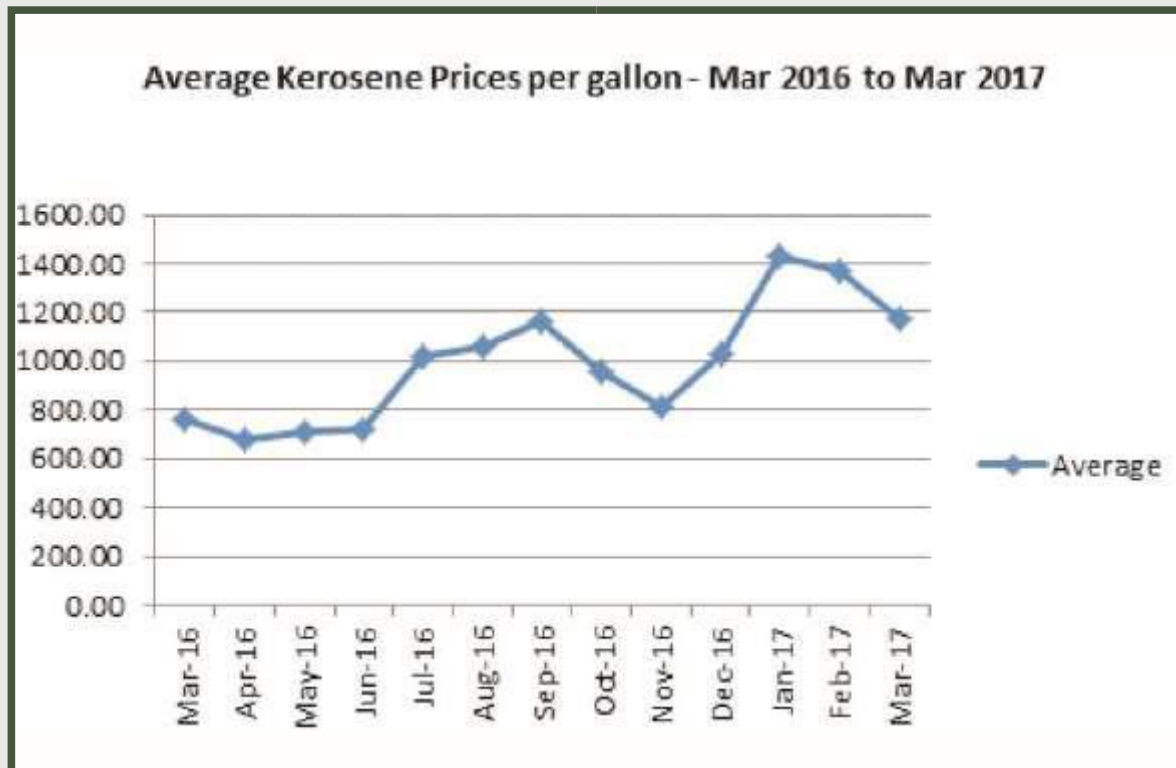
Lagos State has the highest average price per gallon in the South West Region for March 2017 while Oyo State has the least average price.

National Household Kerosene Price Watch - March 2017



12 Months Average Prices per gallon

Months	Average	MoM %	YoY %
Mar-16	762.35	1.52	
Apr-16	673.99	-11.59	
May-16	714.41	6	
Jun-16	724.31	1.39	
Jul-16	1015.51	40.2	58.56
Aug-16	1059.19	4.3	55.85
Sep-16	1164.05	9.9	50.14
Oct-16	955.42	-17.92	33.48
Nov-16	816.46	-14.54	11.92
Dec-16	1032.59	26.47	27.51
Jan-17	1434.44	38.92	101.8
Feb-17	1366.08	-4.77	81.92
Mar-17	1172.78	-14.15	53.84



53.84% Year-on-Year and -14.15% Month-on-Month

Appendix

Average Household kerosene Prices/ Gallon NGN - February 2017

LITRE PRICE NGN																	Year on Year %		Month on Month %
STATE/LABEL	Jan-16	Feb-16	Mar-16	Apr-16	May-16	Jun-16	Jul-16	Aug-16	Sep-16	Oct-16	Nov-16	Dec-16	Jan-17	Feb-17	Mar-17	(Mar 2016-Mar 2017)	Jan 2017-Feb 2017		
Abia	228.65	259.29	238.54	333.85	306.54	304.44	361.81	339.71	316.07	298.53	299.90	281.67	475.00	339.35	306.17	28.44	-9.72		
Abuja	233.33	226.67	226.67	186.67	213.33	344.45	323.33	316.67	275.00	296.67	259.52	206.25	423.33	346.67	293.33	29.41	-15.38		
Adamawa	248.15	230.00	274.54	227.08	257.41	218.75	283.33	250.00	257.58	291.67	273.48	219.05	416.67	386.67	298.15	8.60	-18.69		
Akwa Ibom	197.22	221.21	213.34	207.58	219.44	243.33	321.79	322.22	276.39	280.56	272.22	241.67	398.61	339.39	315.15	47.73	-7.14		
Anambra	228.57	250.00	216.67	195.56	195.14	251.11	297.78	268.89	270.60	273.81	288.75	241.67	422.73	339.39	316.67	46.15	-6.70		
Bauchi	223.61	202.08	208.33	237.50	341.67	300.00	261.90	266.67	270.83	278.33	278.13	225.00	411.90	385.42	301.87	44.80	-21.73		
Bayelsa	250.00	230.95	200.00	209.26	212.96	230.56	312.12	268.52	300.00	254.55	296.67	231.67	368.33	382.82	323.61	61.80	-10.81		
Benue	259.72	289.58	179.63	192.59	239.39	200.00	296.97	241.67	279.70	201.11	286.36	208.33	428.79	344.44	284.72	58.51	-17.34		
Borno	264.29	266.67	276.67	266.66	245.83	245.83	391.67	322.92	290.91	347.22	256.48	227.50	533.33	388.18	339.33	20.48	-9.47		
Cross River	198.72	227.69	250.00	200.00	219.45	242.31	350.00	312.50	297.44	329.36	287.22	266.67	433.33	346.67	339.71	35.88	-2.01		
Delta	206.94	236.67	225.00	206.86	209.72	247.78	301.11	325.64	283.21	283.33	282.29	243.59	438.10	348.81	315.15	40.07	-9.85		
Ebonyi	212.96	231.95	228.57	208.34	208.33	244.44	347.62	333.33	290.48	302.38	280.95	241.67	517.11	355.56	309.52	35.42	-12.95		
Edo	226.92	213.33	210.00	183.33	210.61	209.09	291.67	318.18	273.81	287.50	296.53	233.33	560.19	356.25	315.38	50.18	-11.47		
Ekiti	189.17	225.93	204.55	184.17	187.50	280.70	323.19	299.17	288.38	277.19	282.48	248.17	445.24	412.50	308.33	50.74	-25.25		
Enugu	228.17	251.60	218.52	209.88	205.45	278.53	339.81	324.31	322.12	335.33	289.32	235.56	428.21	355.56	319.33	46.14	-10.19		
Gombe	205.83	232.29	219.70	219.46	353.81	353.81	273.33	258.33	268.52	281.25	265.83	208.33	464.81	291.67	271.81	24.63	-6.12		
Imo	226.81	244.45	244.20	225.41	220.00	209.72	343.38	368.52	331.75	340.87	290.68	239.67	408.97	361.11	328.51	34.52	-9.03		
Jigawa	234.62	345.59	190.38	212.96	200.00	274.44	294.44	275.00	287.78	257.78	272.62	214.17	412.28	320.83	313.46	64.65	-2.30		
Kaduna	232.22	233.33	232.74	241.03	357.14	261.46	281.25	292.78	279.41	284.44	270.37	219.26	401.52	305.24	311.11	42.27	9.19		
Kano	253.57	283.33	223.61	263.89	189.06	264.29	325.00	374.40	325.64	316.66	294.44	225.00	446.43	318.75	305.95	36.82	-4.01		
Katsina	202.56	200.23	158.93	220.24	154.37	275.83	276.92	223.10	280.95	230.21	265.38	225.00	455.56	286.11	301.67	89.83	5.44		
Kebbi	228.26	384.92	196.25	188.10	191.27	201.96	285.09	320.59	293.59	259.65	299.12	210.68	380.21	326.47	318.67	61.36	-3.00		
Kogi	264.29	245.83	221.67	261.11	201.67	188.33	333.33	288.46	295.56	298.49	282.35	208.33	419.30	311.67	305.56	37.84	-1.96		
Kwara	200.00	188.89	152.08	152.78	177.78	173.81	347.92	244.44	324.07	277.26	272.92	230.95	424.07	329.63	325.00	113.70	-1.40		
Lagos	203.51	218.52	178.17	175.83	220.75	160.30	321.43	282.46	284.21	296.88	316.23	250.00	400.00	455.56	311.67	74.92	-31.59		
Nassarawa	218.52	248.48	210.00	201.67	205.00	188.89	290.28	275.76	301.67	306.06	293.33	212.75	421.25	340.00	313.33	49.20	-7.84		
Niger	221.30	785.71	220.37	267.71	203.70	192.59	270.37	287.50	279.55	243.33	254.63	233.33	625.00	333.33	311.11	41.18	-6.67		
Ogun	202.08	218.52	196.57	177.45	188.33	165.35	330.21	319.54	300.98	304.90	327.92	246.67	324.44	425.44	302.38	53.83	-28.92		
Ondo	194.74	225.83	192.43	209.17	352.58	250.84	283.85	307.94	266.67	275.00	285.71	273.68	404.76	424.07	314.17	63.27	-25.92		
Osun	182.92	354.76	194.20	140.00	264.83	153.79	291.67	288.33	275.00	273.44	272.50	275.00	464.29	412.04	387.96	48.28	-30.11		
Oyo	167.95	279.17	196.16	142.78	269.72	150.00	298.04	261.40	270.59	254.78	280.26	243.75	375.00	423.33	367.54	36.39	-36.80		
Plateau	220.83	250.00	223.81	190.48	163.33	208.33	310.26	293.33	252.38	258.33	298.81	214.17	270.00	322.92	340.48	52.13	5.44		
Rivers	231.48	231.95	230.56	203.71	216.67	237.50	350.00	291.67	302.08	283.33	287.50	229.63	416.67	356.25	316.11	37.11	-11.27		
Sokoto	252.38	289.58	247.22	211.90	273.81	211.90	263.89	293.54	283.33	375.00	275.00	204.17	647.62	295.26	328.57	32.90	11.29		
Taraba	283.33	304.17	279.17	291.67	296.67	375.00	310.61	368.18	291.03	370.83	276.19	220.83	470.83	360.42	347.22	24.38	-3.86		
Yobe	263.33	374.24	273.61	505.00	235.90	235.90	314.29	313.64	297.50	353.70	287.50	222.22	418.33	366.67	333.33	21.83	-9.05		
Zamfara	221.93	224.61	410.83	308.93	190.20	211.67	281.25	293.75	276.28	291.18	266.15	218.23	300.00	306.94	271.57	-33.90	-11.53		
STATES' AVERAGE	224.57	268.33	223.34	221.26	232.42	237.49	318.29	298.18	288.68	292.73	282.86	231.85	413.84	352.42	311.56	39.50	-11.59		
Month-on-Month		19.48	-16.76	-0.94	4.10	7.18	30.66	-3.90	-3.19	1.40	-3.37	-18.03	87.12	-18.77	-11.59				
Year-on-Year							57.01	40.29	21.11	29.27	21.29	-11.21	93.49	31.34	39.50				

PRICES (FEBRUARY 2017)

GALLON OF 4.5 LITRES PRICE NGN

STATE	Jan-16	Feb-16	Mar-16	Apr-16	May-16	Jun-16	Jul-16	Aug-16	Sep-16	Oct-16	Nov-16	Dec-16	Jan-17	Feb-17	Mar-17	Year on Year %	Month on Month %
																(Mar 2016-Mar 2017)	Jan 2017-Feb 2017
Abia	611.29	716.25	647.33	517.34	529.44	777.69	1038.18	957.08	1227.14	835.88	872.00	1012.50	1333.82	1547.65	1095.67	69.26	-4.53
Abuja	712.50	754.00	662.00	640.00	619.00	657.50	946.00	936.00	1178.57	880.00	814.29	1043.75	1556.00	1380.00	1297.00	80.88	-3.31
Adamawa	768.67	966.00	612.59	800.00	916.67	825.43	986.36	1163.13	1181.82	1155.56	873.18	989.29	1250.00	1425.00	1283.13	40.63	-0.94
Akwa Ibom	600.42	627.08	571.00	539.09	605.42	661.43	888.50	978.75	1254.17	862.50	815.56	1010.42	1386.67	1616.36	1112.08	98.26	-30.82
Anambra	624.29	761.70	643.83	583.33	634.17	747.67	954.33	933.33	1282.14	857.71	868.95	1014.33	1681.36	1808.18	1000.91	55.46	-6.30
Bauchi	705.00	687.50	735.00	725.00	560.00	900.00	825.00	1005.83	1150.00	895.00	778.57	1028.75	1276.88	1283.33	1170.00	59.18	-8.83
Bayelsa	1030.00	1140.00	867.50	1000.00	862.50	940.00	1311.11	1062.50	1120.00	981.11	766.67	1045.00	1333.33	1550.00	1112.50	25.35	-28.23
Benue	652.50	854.00	662.96	711.67	798.33	617.50	986.25	1000.00	1175.00	869.00	752.78	990.00	1294.44	1388.18	1258.00	91.47	-4.53
Borno	841.67	750.00	2650.00	840.00	1505.56	1505.56	1346.00	1072.22	1165.00	1085.71	705.56	981.82	1515.33	1395.00	1338.89	-89.80	-4.02
Cross River	583.85	627.86	650.00	555.42	597.92	701.92	1184.50	1040.83	1169.23	918.18	750.31	1017.95	1302.00	1573.08	1390.00	83.08	-24.35
Delta	601.82	692.50	617.33	623.85	658.18	720.00	930.21	970.63	1134.62	880.27	761.25	1002.31	1432.69	1588.75	1110.45	79.88	-30.11
Ebonyi	646.74	584.75	626.43	690.00	566.67	718.33	964.17	999.40	1191.67	858.00	880.00	938.33	1488.67	1880.00	967.86	54.50	-10.38
Edo	608.33	796.67	669.67	577.27	570.56	549.00	964.09	1071.36	1180.77	1015.36	802.92	1000.91	1471.05	1538.24	1228.75	83.49	-20.12
Ekiti	718.50	861.11	723.64	674.50	868.75	966.67	1144.00	1165.00	1084.21	1120.00	906.00	1141.67	1375.00	1580.00	1133.33	58.00	-23.78
Enugu	667.95	711.40	647.10	583.80	571.20	782.38	968.79	990.95	1192.83	952.75	869.25	1022.27	1327.69	1120.58	1042.38	61.08	-6.98
Gombe	787.50	856.25	763.64	750.00	794.58	794.58	1000.00	1000.00	1100.00	1000.00	890.00	1116.67	1535.71	1480.00	1135.71	48.72	-18.88
Imo	644.76	702.60	674.05	581.50	583.72	550.00	942.05	1073.72	1208.57	926.90	876.82	1011.67	1454.17	1545.88	1074.72	50.44	-6.21
Jigawa	790.00	731.11	711.54	698.13	693.33	698.00	886.15	1089.33	1125.00	1000.00	783.33	1073.33	1438.89	1359.00	1290.71	74.37	-8.71
Kaduna	703.33	753.33	608.62	643.75	926.33	680.71	993.75	1103.57	1170.83	985.88							

Methodology

Field work is done solely by over 700 NBS Staff in all States of the federation supported by supervisors who are monitored by internal and external observers.

Fuel Prices are collected across all the 774 local governments across all States and the FCT from over 10,000 respondents and locations and reflect actual prices households state they actually bought those fuels together with the prices reportedly sold by the fuel suppliers.

The average of all these prices is then reported for each state and the average for the country is the average for the state.

NBS audit team subsequently conducts randomly selected verification of prices recorded.

Acknowledgment/Contact

Acknowledgements

We acknowledge our technical partners, Proshare in the design, concept and production of this publication.





Contact Us

 @nigerianstat

 NBSNigeria

 www.nigerianstat.gov.ng

 **Head Office Address**
Plot 762, Independence Avenue, Central
Business District, FCT, Abuja Nigeria.

 +234 803 386 5388

 feedback@nigerianstat.gov.ng