

# Transport Fare Watch

(JANUARY 2017)

Report Date: February 2017

*Data Source: National Bureau of Statistics*



NATIONAL BUREAU OF STATISTICS

# Contents

|   |    |
|---|----|
| <b>Executive Summary</b> .....                                      | 1  |
| <b>Average Transport Fare Across States</b>                         |    |
| -States Bus Journey Within City, Per Drop Constant Route .....      | 2  |
| -States Bus Journey Intercity, State Route, Charge per person ..... | 3  |
| -Air Fare Charge for Specified Routes Single Journey .....          | 4  |
| -Journey by Motorcycle ( Okada) Per Drop .....                      | 5  |
| -Waterway Passenger Transport .....                                 | 6  |
| <b>Average Transport Fare by Categories - All States</b>            |    |
| Abia .....  | 7  |
| Abuja .....   | 8  |
| Adamawa .....   | 9  |
| Akwa Ibom .....   | 10 |
| Anambra .....   | 11 |
| Bauchi .....  | 12 |
| Bayelsa .....   | 13 |
| Benue .....   | 14 |
| Borno .....   | 15 |
| Cross River .....   | 16 |
| Delta .....   | 17 |
| Ebonyi .....  | 18 |
| Edo .....   | 19 |
| Ekiti .....   | 20 |
| Enugu .....   | 21 |
| Gombe .....   | 22 |
| Imo .....   | 23 |
| Jigawa .....  | 24 |
| Kaduna .....  | 25 |
| Kano .....  | 26 |
| Katsina .....   | 27 |
| Kebbi .....   | 28 |
| Kogi .....  | 29 |
| Kwara .....   | 30 |
| Lagos .....   | 31 |
| Nassarawa .....   | 32 |
| Niger .....   | 33 |
| Ogun .....  | 34 |
| Ondo .....  | 35 |
| Osun .....  | 36 |
| Oyo .....   | 37 |
| Plateau .....   | 38 |
| Rivers .....  | 39 |
| Sokoto .....  | 40 |
| Taraba .....  | 41 |
| Yobe .....  | 42 |
| Zamfara .....   | 43 |
| <b>Appendix - Tables</b> .....                                      | 44 |
| <b>Methodology</b> .....  | 54 |
| <b>Acknowledgment and Contact</b> .....                             | 55 |

# Executive Summary

The transport fare watch report for January 2017 covers the following categories namely bus journey within the city per drop constant route ; bus journey intercity, state route, charge per person; air fare charge for specified routes single journey; journey by motorcycle (okada) per drop; and water way passenger transport.

Average fare paid by commuters for bus journey within the city dropped by 17.72% month-on-month and increased by 58.35% year-on-year to N1,430.63 in January 2017 from N1,631.14 in December 2016.

States with highest bus journey fare within city in January 2017 were Abuja (N290.55), Cross River (N210) & Adamawa (N200) while States with lowest bus journey fare within city in January 2017 were Borno (N50), Yobe (N65) & Bauchi/Bayelsa (N70).

Average fare paid by commuters for bus journey intercity dropped by 12.29% month-on-month and increased by 31.02% year-on-year to N122.83 in January 2017 from N149.28 in December 2016.

States with highest bus journey within city in January 2017 were Abuja (N4,960), Adamawa (N3,500.45) & Lagos (N2,207.14) while States with lowest bus journey fare within city in January 2017 were Katsina (N742.86), Ebonyi (N700) & Abia (N593.33).

Average fare paid by air passengers for specified routes single journey increased by 0.15% month-on-month and 31.33% year-on-year to N30,793.43 in January 2017 from N30,747.71 in December 2016.

States with highest air fare in January 2017 were Edo (N40,000), Adamawa (N37,700) & Delta (N35,900) while States with lowest air fare in January 2017 were Kebbi (N25,000), Kaduna (N23,308.48) & Katsina (N18,900.93).

Average fare paid by commuters for journey by motorcycle per drop dropped by 14.17% month-on-month and increased by 24.82% year-on-year to N94.22 in January 2017 from N109.77 in December 2016.


States with highest journey fare by motorcycle per drop in January 2017 were Akwa Ibom (N158.75), Abia (N155.38) & Edo (N154.67) while states with lowest journey fare by motorcycle per drop in January 2017 were Kaduna (N56), Ekiti (N53.89) & Plateau (N53.33).

Average fare paid by passengers for water way passenger transport dropped by 12.73% month-on-month and increased by 22.34% year-on-year to N592.68 in January 2017 from N679.11 in December 2016.

States with highest fare by water way passenger transport in January 2017 were Bauchi (N2,228.57), Delta (N1,833.33) & Cross River (N1,750.89) while states with lowest fare by water way passenger transport in January 2017 were Abuja (N220.55), Gombe (N150.00) & Borno (N117.17).

# Transport Fare Watch - January 2017

## Average Transport Fare Across States -Bus Journey Within City , Per Drop Constant Route



Average

# N122.83

| State       | 17-Jan | YoY%   | MoM%   |
|-------------|--------|--------|--------|
| Abia        | 130.65 | 61.87  | 0.1    |
| Abuja       | 290.55 | 481.1  | -3.15  |
| Adamawa     | 200    | 150    | -20    |
| Akwa Ibom   | 132.5  | 32.5   | -20.9  |
| Anambra     | 100    | 62.96  | -20.35 |
| Bauchi      | 70     | 40     | -17.65 |
| Bayelsa     | 70     | 40     | -17.65 |
| Benue       | 127.5  | 155    | -13.56 |
| Borno       | 50     | 25     | -41.18 |
| Cross River | 210    | 93.85  | -17.24 |
| Delta       | 153.33 | 51.44  | -21.94 |
| Ebonyi      | 120.75 | 17.8   | -19.63 |
| Edo         | 125    | 13.64  | -3.85  |
| Ekiti       | 127.33 | 69.78  | -15.25 |
| Enugu       | 73.68  | 13.36  | -33.09 |
| Gombe       | 99.89  | 81.62  | -5.65  |
| Imo         | 105.63 | 16.28  | -12.61 |
| Jigawa      | 160    | 65.52  | -39.05 |
| Kaduna      | 175    | 118.75 | 6.06   |
| Kano        | 132.5  | 78.65  | -11.81 |
| Katsina     | 100.00 | -13.04 | -57.14 |
| Kebbi       | 101.67 | 103.33 | -3.38  |
| Kogi        | 100    | 100    | -0.74  |
| Kwara       | 125    | 66.67  | -37.5  |
| Lagos       | 150.59 | 21.28  | -15.64 |
| Nassarawa   | 150    | 50     | -16.93 |
| Niger       | 100    | 47.06  | -16.67 |
| Ogun        | 150.11 | 93.69  | -24.95 |
| Ondo        | 120.55 | 63.85  | -14.23 |
| Osun        | 111.11 | 35.71  | -7.79  |
| Oyo         | 143.64 | 125.31 | -9.42  |
| Plateau     | 110    | 25.71  | -13.16 |
| Rivers      | 128.33 | 28.33  | -17.77 |
| Sokoto      | 75     | 49.25  | -11.76 |
| Taraba      | 75     | 50     | -7.04  |
| Yobe        | 65     | 30     | -13.61 |
| Zamfara     | 84.29  | 53.25  | -6.62  |

### STATES WITH HIGHEST BUS JOURNEY FARE WITHIN CITY IN JAN 2017

ABUJA **N290.55**

CROSS RIVER **N210.00**

ADAMAWA **N200.00**

### STATES WITH LOWEST BUS JOURNEY FARE WITHIN CITY IN JAN 2017


BORNO **N50.00**

YOBE **N65.00**

BAUCHI/BAYELSA **N70.00**

# Transport Fare Watch - January 2017

Average Transport Fare Across States  
-Bus Journey Intercity, State Route, Charge Per Person



Average

**N1,430.63**

| State       | Jan-17  | YoY %  | MoM %  |
|-------------|---------|--------|--------|
| Abia        | 593.33  | 2.20   | -5.61  |
| Abuja       | 4960.00 | 210.00 | -7.00  |
| Adamawa     | 3500.45 | 105.91 | 0.01   |
| Akwa Ibom   | 900.00  | 35.00  | -20.59 |
| Anambra     | 900.00  | 58.82  | -18.18 |
| Bauchi      | 1157.14 | 15.71  | -18.08 |
| Bayelsa     | 850.00  | 8.94   | -12.07 |
| Benue       | 1650.00 | -17.50 | -25.00 |
| Borno       | 2100.00 | 40.00  | 5.00   |
| Cross River | 1180.00 | 4.08   | -13.51 |
| Delta       | 1110.00 | 73.27  | -7.50  |
| Ebonyi      | 700.00  | 36.59  | -16.00 |
| Edo         | 970.00  | -5.37  | -22.01 |
| Ekiti       | 1490.91 | 14.00  | -19.99 |
| Enugu       | 1053.13 | 49.23  | -25.97 |
| Gombe       | 1350.00 | 128.17 | -10.01 |
| Imo         | 976.67  | 30.97  | -19.09 |
| Jigawa      | 972.73  | 85.68  | -7.18  |
| Kaduna      | 1190.91 | 45.36  | -4.41  |
| Kano        | 863.64  | 36.54  | -2.45  |
| Katsina     | 742.86  | 27.35  | 14.24  |
| Kebbi       | 1275.00 | 31.90  | -5.56  |
| Kogi        | 1666.67 | 0.00   | -4.76  |
| Kwara       | 1800.75 | 44.06  | -16.24 |
| Lagos       | 2207.14 | 42.32  | -9.66  |
| Nassarawa   | 950.00  | 58.33  | -8.06  |
| Niger       | 1816.67 | -0.91  | -8.81  |
| Ogun        | 1350.00 | -8.60  | -12.93 |
| Ondo        | 1515.38 | -1.73  | -16.16 |
| Osun        | 1576.47 | 11.41  | -3.79  |
| Oyo         | 980.00  | 27.14  | -36.78 |
| Plateau     | 1200.00 | -24.41 | -20.02 |
| Rivers      | 1535.71 | 9.21   | -25.10 |
| Sokoto      | 1600.00 | 33.33  | -8.41  |
| Taraba      | 1744.44 | 21.35  | -3.12  |
| Yobe        | 1233.33 | 12.12  | -14.94 |
| Zamfara     | 1270.00 | 29.37  | -29.45 |

## STATES WITH HIGHEST BUS JOURNEY FARE INTERCITY WITHIN STATE IN JAN 2017

ABUJA

**N4,960**

ADAMAWA

**N3,500.45**

LAGOS

**N2,207.14**

## STATES WITH LOWEST BUS JOURNEY FARE INTERCITY WITHIN STATE IN JAN 2017

ABIA

**N593.33**

EBONYI


**N700.00**

KASTINA

**N742.86**

# Transport Fare Watch - January 2017

Average Transport Fare Across States  
-Air Fare Charge For Specified Routes Single Journey



Average

**N30,793.43**

| State       | Jan-17   | YoY % | MoM % |
|-------------|----------|-------|-------|
| Abia        |          |       |       |
| Abuja       | 35000.00 | 25.00 | 0.00  |
| Adamawa     | 37700.00 | 1.89  | 1.89  |
| Akwa Ibom   | 35000.00 | 40.00 | 0.00  |
| Anambra     |          |       |       |
| Bauchi      | 29500.21 | 2.09  | 0.00  |
| Bayelsa     |          |       |       |
| Benue       | 28849.88 | 44.25 | 0.03  |
| Borno       | 35878.89 | 19.60 | 2.51  |
| Cross River | 35758.00 | 62.54 | 0.30  |
| Delta       | 35900.00 | 86.49 | 1.13  |
| Ebonyi      |          |       |       |
| Edo         | 40000.00 | 53.85 | 0.00  |
| Ekiti       |          |       |       |
| Enugu       | 34500.00 | 68.29 | -1.43 |
| Gombe       | 33500.45 | 34.00 | 0.00  |
| Imo         | 29599.39 | 34.54 | 0.12  |
| Jigawa      |          |       |       |
| Kaduna      | 23308.48 | 8.66  | 0.00  |
| Kano        | 25227.56 | 68.18 | -0.36 |
| Katsina     | 18900.93 | 26.01 | 0.54  |
| Kebbi       | 25000.00 | 19.05 | 0.00  |
| Kogi        |          |       |       |
| Kwara       | 35000.00 | 89.19 | 0.00  |
| Lagos       | 30000.00 | 13.21 | 0.00  |
| Nassarawa   |          |       |       |
| Niger       | 26779.42 | 29.50 | 0.00  |
| Ogun        |          |       |       |
| Ondo        | 26382.14 | 1.47  | 0.00  |
| Osun        |          |       |       |
| Oyo         | 30000.00 | 52.87 | 0.00  |
| Plateau     | 25550.21 | 7.53  | 0.00  |
| Rivers      | 28000.00 | 0.00  | 0.00  |
| Sokoto      | 29500.09 | 34.09 | -1.67 |
| Taraba      | 35000.00 | 40.00 | 0.00  |
| Yobe        |          |       |       |
| Zamfara     |          |       |       |

## STATES WITH HIGHEST AIR FARE IN JAN 2017

EDO **N40,000**

ADAMAWA **N37,700**

DELTA **N35,900**

## STATES WITH LOWEST AIR FARE IN JAN 2017


KASTINA **N18,900.93**

KADUNA **N23,308.48**

KEBBI **N25,000.00**

# Transport Fare Watch - January 2017

## Average Transport Fare Across States -Journey by Motorcycle (Okada) Per Drop



Average

**N94.22**

| State       | 17-Jan | YoY %  | MoM %  |
|-------------|--------|--------|--------|
| Abia        | 155.38 | 17.03  | 1.71   |
| Abuja       | 82.5   | 50     | -5.71  |
| Adamawa     | 70.45  | 17.42  | 0.43   |
| Akwa Ibom   | 158.75 | 9.48   | -3.3   |
| Anambra     | 110    | 58.08  | -15.46 |
| Bauchi      | 150    | 20     | -18.18 |
| Bayelsa     | 64     | -14.67 | -14.67 |
| Benue       | 116.36 | 66.23  | -3.48  |
| Borno       | 80     | 60     | -20    |
| Cross River | 116    | -30.4  | -19.42 |
| Delta       | 80     | 12.28  | -15.23 |
| Ebonyi      | 112.86 | 53.03  | -6.37  |
| Edo         | 154.67 | 90.95  | -10.21 |
| Ekiti       | 53.89  | -1.56  | -17.56 |
| Enugu       | 116    | 18.97  | -10.77 |
| Gombe       | 77.5   | 17.72  | -8.82  |
| Imo         | 132.35 | 26.32  | -9.08  |
| Jigawa      | 75.71  | 28.88  | -14.69 |
| Kaduna      | 56     | -12.27 | -22.76 |
| Kano        | 79.23  | 36.18  | -16.84 |
| Katsina     | 59.23  | 27.38  | -13.63 |
| Kebbi       | 64.38  | 15.85  | -9.47  |
| Kogi        | 74     | 19.35  | -26    |
| Kwara       | 68.57  | 37.14  | -16.52 |
| Lagos       | 120    | 29.41  | -20.48 |
| Nassarawa   | 75     | 39.18  | -17.37 |
| Niger       | 65     | 52.94  | -25.73 |
| Ogun        | 88.33  | 19.37  | -1.77  |
| Ondo        | 126.47 | 47.39  | -18.54 |
| Osun        | 117.22 | 69.89  | -8.97  |
| Oyo         | 62.38  | 9.06   | -14.76 |
| Plateau     | 53.33  | -4.76  | -36    |
| Rivers      | 153.85 | 0.06   | -23.2  |
| Sokoto      | 75.71  | 26.19  | -24.69 |
| Taraba      | 100.25 | 53.25  | -13.76 |
| Yobe        | 75.55  | 88.88  | -7.83  |
| Zamfara     | 65.29  | 30.59  | -22.09 |

### STATES WITH HIGHEST MOTOCYCLE (OKADA) JOURNEY FARE IN JAN 2017

AKWA IBOM

**N158.75**

ABIA

**N155.38**

EDO

**N154.67**

### STATES WITH LOWEST MOTOCYCLE (OKADA) JOURNEY FARE IN JAN 2017

PLATEAU

**N53.33**

EKITI


**N53.89**

KADUNA

**N56.00**

# Transport Fare Watch - January 2017

## Average Transport Fare Across States -Waterway Passenger Transport



Average

**N592.68**

| State       | Jan-17  | YoY %  | MoM %  |
|-------------|---------|--------|--------|
| Abia        | 371.16  | 5.98   | 0.10   |
| Abuja       | 220.55  | 37.47  | -12.00 |
| Adamawa     | 420.55  | 19.93  | -13.26 |
| Akwa Ibom   | 1350.00 | 58.82  | -10.00 |
| Anambra     | 464.36  | 16.03  | -3.94  |
| Bauchi      | 2228.57 | 10.97  | -13.12 |
| Bayelsa     | 410.08  | 5.36   | -14.72 |
| Benue       | 500.00  | 66.67  | -16.67 |
| Borno       | 117.17  | 16.41  | -7.52  |
| Cross River | 1750.89 | 16.73  | -21.01 |
| Delta       | 1833.33 | -8.33  | -8.33  |
| Ebonyi      | 350.00  | -5.47  | -13.93 |
| Edo         | 950.87  | 90.17  | -12.23 |
| Ekiti       | 483.39  | 20.75  | -3.97  |
| Enugu       | 550.45  | 44.86  | -19.45 |
| Gombe       | 150.00  | 50.00  | -25.09 |
| Imo         | 450.75  | 12.69  | -24.67 |
| Jigawa      | 580.00  | 41.35  | -15.20 |
| Kaduna      | 300.00  | 200.00 | -14.49 |
| Kano        | 370.85  | 13.80  | -7.29  |
| Katsina     | 483.39  | 20.68  | 0.00   |
| Kebbi       | 250.00  | 0.00   | -16.67 |
| Kogi        | 300.00  | 49.75  | -14.39 |
| Kwara       | 500.00  | 42.86  | -0.54  |
| Lagos       | 500.00  | 42.86  | -9.09  |
| Nassarawa   | 450.00  | 6.75   | -8.98  |
| Niger       | 250.55  | -7.39  | -15.42 |
| Ogun        | 498.88  | 24.72  | -0.22  |
| Ondo        | 570.00  | 62.86  | -9.86  |
| Osun        | 483.39  | 27.13  | -12.65 |
| Oyo         | 455.85  | 13.93  | -9.08  |
| Plateau     | 245.68  | 22.84  | -3.50  |
| Rivers      | 1533.33 | 15.00  | -24.28 |
| Sokoto      | 470.76  | 9.36   | -5.83  |
| Taraba      | 433.39  | 44.26  | -4.54  |
| Yobe        | 340.55  | 36.15  | -10.49 |
| Zamfara     | 310.55  | 29.40  | -13.62 |

### STATES WITH HIGHEST WATERWAY PASSENGER TRANSPORT IN JAN 2017

BAUCHI

**N2228.57**

DELTA

**N1833.33**

CROSS RIVER

**N1750.89**

### STATES WITH LOWEST WATERWAY PASSENGER TRANSPORT IN JAN 2017

BORNO

**N117.17**

GOMBE

**N150.00**


ABUJA

**N220.55**



# Transport Fare Watch - January 2017

## Average Transport Fare by Categories -Abia State



| Months | Bus journey within city , per drop constant route | Bus journey intercity, state route, charge per person | Air fare charge for specified routes single journey | Journey by motorcycle (okada) per drop | Water transport : water way passenger transport |
|--------|---|---|---|--|---|
| Jan-16 | 80.71   | 580.56  |   | 132.78                                 | 350.23  |
| Feb-16 | 87.77   | 408.73  |   | 103.89                                 | 352.05  |
| Mar-16 | 73.81   | 416.96  |   | 105                                    | 353.88  |
| Apr-16 | 96.67   | 535.42  |   | 124.33                                 | 355.72  |
| May-16 | 84.71   | 463.1   |   | 128.94                                 | 357.57  |
| Jun-16 | 73.82   | 503.33  |   | 102.92                                 | 359.43  |
| Jul-16 | 73.82   | 560.33  |   | 107.5                                  | 361.3   |
| Aug-16 | 121.61  | 428.57  |   | 108.13                                 | 363.18  |
| Sep-16 | 114.29  | 450.65  |   | 116.43                                 | 365.07  |
| Oct-16 | 109.37  | 593.09  |   | 141.19                                 | 366.97  |
| Nov-16 | 128.57  | 407.14  |   | 129.44                                 | 368.87  |
| Dec-16 | 130.52  | 628.57  |   | 152.78                                 | 370.79  |
| Jan-17 | 130.65  | 593.33  |   | 155.38                                 | 371.16  |
| YoY %  | 61.87   | 2.2   |   | 17.03                                  | 5.98  |
| MoM %  | 0.1   | -5.61   |   | 1.71                                   | 0.1   |

# Transport Fare Watch - January 2017


## Average Transport Fare by Categories -Abuja FCT



| Months | Bus journey within city , per drop constant route | Bus journey intercity, state route, charge per person | Air fare charge for specified routes single journey | Journey by motorcycle (okada) per drop | Water transport : water way passenger transport |
|--------|---|---|---|--|---|
| Jan-16 | 50.00   | 1,600.00  | 28,000.00   | 55.00                                  | 160.43  |
| Feb-16 | 50.11   | 1,600.00  | 28,058.80   | 55.00                                  | 160.77  |
| Mar-16 | 75.00   | 2,500.00  | 28,117.72   | 55.00                                  | 161.10  |
| Apr-16 | 87.50   | 2,500.00  | 24,000.00   | 60.00                                  | 161.44  |
| May-16 | 75.00   | 2,500.00  | 24,000.00   | 57.50                                  | 161.78  |
| Jun-16 | 75.00   | 5,000.00  | 24,000.00   | 62.50                                  | 162.12  |
| Jul-16 | 75.00   | 5,000.00  | 25,000.00   | 62.50                                  | 162.46  |
| Aug-16 | 83.33   | 4,600.00  | 24,000.00   | 57.50                                  | 162.80  |
| Sep-16 | 125.00  | 4,675.00  | 24,000.00   | 72.50                                  | 150.00  |
| Oct-16 | 185.74  | 4,567.74  | 25,365.39   | 80.63                                  | 150.00  |
| Nov-16 | 250.00  | 5,000.00  | 25,418.66   | 85.00                                  | 150.32  |
| Dec-16 | 300.00  | 5,333.33  | 35,000.00   | 87.50                                  | 250.63  |
| Jan-17 | 290.55  | 4,960.00  | 35,000.00   | 82.50                                  | 220.55  |
| YoY %  | 481   | 210   | 25  | 50                                     | 37  |
| MoM %  | -3  | -7  | 0   | -6                                     | -12   |

# Transport Fare Watch - January 2017

## Average Transport Fare by Categories -Adamawa State



| Months | Bus journey within city , per drop constant route | Bus journey intercity, state route, charge per person | Air fare charge for specified routes single journey | Journey by motorcycle (okada) per drop | Water transport : water way passenger transport |
|--------|---|---|---|--|---|
| Jan-16 | 80.00   | 1,700.00  | 37,000.00   | 60.00                                  | 350.66  |
| Feb-16 | 80.17   | 1,703.57  | 37,077.70   | 60.13                                  | 351.40  |
| Mar-16 | 67.50   | 2,058.33  | 27,000.00   | 70.00                                  | 325.00  |
| Apr-16 | 67.50   | 2,058.33  | 27,000.00   | 70.15                                  | 325.68  |
| May-16 | 100.00  | 1,500.00  | 26,000.00   | 70.29                                  | 326.37  |
| Jun-16 | 70.00   | 1,500.00  | 26,000.00   | 70.44                                  | 327.05  |
| Jul-16 | 70.00   | 1,500.00  | 24,000.00   | 70.59                                  | 327.74  |
| Aug-16 | 70.15   | 1,450.00  | 24,050.40   | 70.74                                  | 328.43  |
| Sep-16 | 90.00   | 1,450.00  | 24,000.00   | 70.89                                  | 329.12  |
| Oct-16 | 92.26   | 1,450.00  | 29,970.41   | 70.00                                  | 482.81  |
| Nov-16 | 100.00  | 1,450.98  | 26,000.00   | 70.00                                  | 483.83  |
| Dec-16 | 250.00  | 3,500.00  | 37,000.00   | 70.15                                  | 484.84  |
| Jan-17 | 200.00  | 3,500.45  | 37,700.00   | 70.45                                  | 420.55  |
| YoY %  | 150.00  | 105.91  | 1.89  | 17.42                                  | 19.93   |
| MoM %  | -20.00  | 0.01  | 1.89  | 0.43                                   | -13.26  |

# Transport Fare Watch - January 2017

## Average Transport Fare by Categories -Akwa Ibom State



| Months | Bus journey within city , per drop constant route | Bus journey intercity, state route, charge per person | Air fare charge for specified routes single journey | Journey by motorcycle (okada) per drop | Water transport : water way passenger transport |
|--------|---|---|---|--|---|
| Jan-16 | 100.00  | 666.67  | 25,000.32   | 145.00                                 | 850.00  |
| Feb-16 | 100.00  | 625.00  | 25,052.82   | 150.00                                 | 1,100.00  |
| Mar-16 | 150.00  | 666.67  | 25,105.43   | 153.33                                 | 1,200.00  |
| Apr-16 | 150.00  | 633.33  | 25,158.15   | 195.83                                 | 1,400.00  |
| May-16 | 100.00  | 800.00  | 25,210.99   | 155.00                                 | 1,500.00  |
| Jun-16 | 100.00  | 725.00  | 25,263.93   | 161.67                                 | 850.00  |
| Jul-16 | 100.00  | 830.00  | 35,000.00   | 160.33                                 | 1,000.00  |
| Aug-16 | 150.00  | 775.00  | 27,000.00   | 153.33                                 | 1,200.00  |
| Sep-16 | 100.00  | 1,133.33  | 27,000.00   | 160.00                                 | 1,202.52  |
| Oct-16 | 114.01  | 718.29  | 26,406.00   | 187.17                                 | 1,046.84  |
| Nov-16 | 150.00  | 830.00  | 27,000.00   | 162.50                                 | 1,000.00  |
| Dec-16 | 167.50  | 1,133.33  | 35,000.00   | 164.17                                 | 1,500.00  |
| Jan-17 | 132.50  | 900.00  | 35,000.00   | 158.75                                 | 1,350.00  |
| YoY %  | 32.50   | 35.00   | 40.00   | 9.48                                   | 58.82   |
| MoM %  | -20.90  | -20.59  | 0.00  | -3.30                                  | -10.00  |

# Transport Fare Watch - January 2017

## Average Transport Fare by Categories -Anambra State



| Months | Bus journey within city , per drop constant route | Bus journey intercity, state route, charge per person | Air fare charge for specified routes single journey | Journey by motorcycle (okada) per drop | Water transport : water way passenger transport |
|--------|---|---|---|--|---|
| Jan-16 | 61.36   | 566.67  |   | 69.58                                  | 400.21  |
| Feb-16 | 55.42   | 510.42  |   | 67.08                                  | 401.05  |
| Mar-16 | 57.08   | 520.00  |   | 70.00                                  | 401.89  |
| Apr-16 | 69.83   | 659.09  |   | 102.33                                 | 402.74  |
| May-16 | 70.56   | 560.42  |   | 78.06                                  | 403.58  |
| Jun-16 | 66.06   | 589.58  |   | 79.17                                  | 404.43  |
| Jul-16 | 64.32   | 550.00  |   | 77.92                                  | 405.28  |
| Aug-16 | 65.58   | 630.00  |   | 99.17                                  | 406.13  |
| Sep-16 | 103.75  | 900.00  |   | 80.00                                  | 406.98  |
| Oct-16 | 82.15   | 811.63  |   | 100.12                                 | 481.37  |
| Nov-16 | 95.76   | 806.25  |   | 100.12                                 | 482.38  |
| Dec-16 | 125.55  | 1,100.00  |   | 130.12                                 | 483.39  |
| Jan-17 | 100.00  | 900.00  |   | 110.00                                 | 464.36  |
| YoY %  | 62.96   | 58.82   |   | 58.08                                  | 16.03   |
| MoM %  | -20.35  | -18.18  |   | -15.46                                 | -3.94   |

# Transport Fare Watch - January 2017

## Average Transport Fare by Categories -Bauchi State



| Months | Bus journey within city , per drop constant route | Bus journey intercity, state route, charge per person | Air fare charge for specified routes single journey | Journey by motorcycle (okada) per drop | Water transport : water way passenger transport |
|--------|---|---|---|--|---|
| Jan-16 | 50.00   | 780.23  | 26,500.12   | 75.00                                  | 389.23  |
| Feb-16 | 60.00   | 712.50  | 26,555.77   | 66.67                                  | 390.05  |
| Mar-16 | 75.00   | 850.00  | 26,611.54   | 52.00                                  | 390.87  |
| Apr-16 | 70.00   | 887.50  | 25,000.00   | 80.00                                  | 391.69  |
| May-16 | 92.50   | 641.67  | 25,250.00   | 78.75                                  | 392.51  |
| Jun-16 | 85.00   | 775.00  | 25,303.03   | 86.67                                  | 393.33  |
| Jul-16 | 70.00   | 850.00  | 24,000.00   | 75.00                                  | 394.16  |
| Aug-16 | 70.11   | 875.00  | 24,050.40   | 61.07                                  | 394.99  |
| Sep-16 | 70.21   | 850.67  | 24,100.91   | 50.00                                  | 350.00  |
| Oct-16 | 75.00   | 802.09  | 25,312.39   | 56.32                                  | 481.37  |
| Nov-16 | 75.00   | 725.00  | 25,365.55   | 75.00                                  | 400.00  |
| Dec-16 | 85.00   | 966.67  | 25,418.82   | 75.00                                  | 480.84  |
| Jan-17 | 70.00   | 850.00  | 25,418.82   | 64.00                                  | 410.08  |
| YoY %  | 40.00   | 8.94  | -4.08   | -14.67                                 | 5.36  |
| MoM %  | -17.65  | -12.07  | 0.00  | -14.67                                 | -14.72  |

# Transport Fare Watch - January 2017


## Average Transport Fare by Categories -Bayelsa State



| Months | Bus journey within city , per drop constant route | Bus journey intercity, state route, charge per person | Air fare charge for specified routes single journey | Journey by motorcycle (okada) per drop | Water transport : water way passenger transport |
|--------|---|---|---|--|---|
| Jan-16 | 127.50  | 1,000.00  |   | 125.00                                 | 2,008.33  |
| Feb-16 | 133.33  | 1,000.00  |   | 120.00                                 | 1,891.67  |
| Mar-16 | 131.67  | 1,000.00  |   | 137.50                                 | 1,845.00  |
| Apr-16 | 133.77  | 1,000.00  |   | 127.50                                 | 2,005.00  |
| May-16 | 131.90  | 1,275.00  |   | 120.00                                 | 1,832.14  |
| Jun-16 | 131.67  | 1,000.00  |   | 120.00                                 | 1,616.67  |
| Jul-16 | 135.67  | 1,016.67  |   | 120.00                                 | 1,775.00  |
| Aug-16 | 137.67  | 1,000.00  |   | 120.00                                 | 1,780.00  |
| Sep-16 | 135.25  | 1,000.00  |   | 120.25                                 | 1,783.74  |
| Oct-16 | 130.25  | 1,248.70  |   | 120.00                                 | 1,965.26  |
| Nov-16 | 138.25  | 1,000.00  |   | 124.17                                 | 2,265.76  |
| Dec-16 | 160.25  | 1,412.50  |   | 183.33                                 | 2,565.26  |
| Jan-17 | 151.43  | 1,157.14  |   | 150.00                                 | 2,228.57  |
| YoY %  | 18.77   | 15.71   |   | 20.00                                  | 10.97   |
| MoM %  | -5.50   | -18.08  |   | -18.18                                 | -13.12  |

# Transport Fare Watch - January 2017

## Average Transport Fare by Categories -Benue State



| Months | Bus journey within city , per drop constant route | Bus journey intercity, state route, charge per person | Air fare charge for specified routes single journey | Journey by motorcycle (okada) per drop | Water transport : water way passenger transport |
|--------|---|---|---|--|---|
| Jan-16 | 50.00   | 2,000.00  | 20,000.00   | 70.00                                  | 300.00  |
| Feb-16 | 50.00   | 2,000.00  | 20,042.00   | 78.33                                  | 300.00  |
| Mar-16 | 50.00   | 2,000.00  | 20,084.09   | 103.75                                 | 300.00  |
| Apr-16 | 71.25   | 2,000.00  | 20,126.26   | 70.00                                  | 500.00  |
| May-16 | 66.67   | 1,875.00  | 20,168.53   | 78.13                                  | 425.00  |
| Jun-16 | 66.67   | 1,875.00  | 20,210.88   | 78.89                                  | 350.00  |
| Jul-16 | 66.67   | 1,875.00  | 20,253.33   | 72.08                                  | 350.00  |
| Aug-16 | 66.67   | 1,368.18  | 20,295.86   | 95.00                                  | 350.00  |
| Sep-16 | 66.67   | 1,571.43  | 20,338.48   | 85.42                                  | 425.00  |
| Oct-16 | 101.55  | 1,571.43  | 28,770.68   | 117.55                                 | 392.39  |
| Nov-16 | 111.55  | 2,000.00  | 28,810.10   | 119.55                                 | 450.00  |
| Dec-16 | 147.50  | 2,200.00  | 28,840.60   | 120.55                                 | 600.00  |
| Jan-17 | 127.50  | 1,650.00  | 28,849.88   | 116.36                                 | 500.00  |
| YoY %  | 155.00  | -17.50  | 44.25   | 66.23                                  | 66.67   |
| MoM %  | -13.56  | -25.00  | 0.03  | -3.48                                  | -16.67  |



# Transport Fare Watch - January 2017

## Average Transport Fare by Categories -Borno State



| Months | Bus journey within city , per drop constant route | Bus journey intercity, state route, charge per person | Air fare charge for specified routes single journey | Journey by motorcycle (okada) per drop | Water transport : water way passenger transport |
|--------|---|---|---|--|---|
| Jan-16 | 40.00   | 1,500.00  | 30,000.00   | 50.00                                  | 100.65  |
| Feb-16 | 47.50   | 1,500.00  | 30,833.33   | 50.11                                  | 106.41  |
| Mar-16 | 40.00   | 1,500.00  | 30,000.00   | 50.21                                  | 102.17  |
| Apr-16 | 46.67   | 1,500.00  | 30,000.00   | 87.50                                  | 111.73  |
| May-16 | 49.00   | 1,500.00  | 25,005.00   | 50.00                                  | 108.70  |
| Jun-16 | 43.75   | 1,750.00  | 32,000.00   | 75.00                                  | 117.31  |
| Jul-16 | 47.50   | 1,500.00  | 30,000.00   | 50.00                                  | 114.14  |
| Aug-16 | 50.00   | 1,587.50  | 30,000.00   | 50.00                                  | 123.18  |
| Sep-16 | 62.50   | 1,500.00  | 30,063.00   | 50.00                                  | 114.92  |
| Oct-16 | 51.69   | 1,500.00  | 29,310.66   | 59.96                                  | 110.34  |
| Nov-16 | 75.00   | 1,500.00  | 35,000.00   | 75.00                                  | 120.67  |
| Dec-16 | 85.00   | 2,000.00  | 35,000.00   | 100.00                                 | 126.70  |
| Jan-17 | 50.00   | 2,100.00  | 35,878.89   | 80.00                                  | 117.17  |
| YoY %  | 25.00   | 40.00   | 19.60   | 60.00                                  | 16.41   |
| MoM %  | -41.18  | 5.00  | 2.51  | -20.00                                 | -7.52   |

# Transport Fare Watch - January 2017

## Average Transport Fare by Categories -Cross River State



| Months | Bus journey within city , per drop constant route | Bus journey intercity, state route, charge per person | Air fare charge for specified routes single journey | Journey by motorcycle (okada) per drop | Water transport : water way passenger transport |
|--------|---|---|---|--|---|
| Jan-16 | 108.33  | 1,133.75  | 22,000.00   | 166.67                                 | 1,500.00  |
| Feb-16 | 157.50  | 1,400.00  | 26,000.00   | 133.75                                 | 1,500.00  |
| Mar-16 | 183.75  | 1,195.83  | 30,000.00   | 135.83                                 | 1,500.00  |
| Apr-16 | 150.00  | 1,370.00  | 26,000.00   | 138.89                                 | 1,500.00  |
| May-16 | 186.90  | 1,200.00  | 24,000.00   | 124.72                                 | 1,375.00  |
| Jun-16 | 190.00  | 1,200.00  | 22,500.00   | 121.67                                 | 1,500.00  |
| Jul-16 | 195.00  | 1,200.00  | 23,250.00   | 115.83                                 | 1,350.00  |
| Aug-16 | 200.00  | 1,200.00  | 25,833.33   | 140.00                                 | 1,425.00  |
| Sep-16 | 203.75  | 1,480.36  | 24,750.00   | 117.50                                 | 1,587.50  |
| Oct-16 | 209.80  | 1,317.79  | 25,077.45   | 112.17                                 | 1,658.33  |
| Nov-16 | 218.75  | 1,316.29  | 27,625.00   | 120.83                                 | 1,865.83  |
| Dec-16 | 253.75  | 1,364.29  | 35,650.00   | 143.96                                 | 2,216.67  |
| Jan-17 | 210.00  | 1,180.00  | 35,758.00   | 116.00                                 | 1,750.89  |
| YoY %  | 93.85   | 4.08  | 62.54   | -30.40                                 | 16.73   |
| MoM %  | -17.24  | -13.51  | 0.30  | -19.42                                 | -21.01  |

# Transport Fare Watch - January 2017


## Average Transport Fare by Categories -Delta State



| Months | Bus journey within city , per drop constant route | Bus journey intercity, state route, charge per person | Air fare charge for specified routes single journey | Journey by motorcycle (okada) per drop | Water transport : water way passenger transport |
|--------|---|---|---|--|---|
| Jan-16 | 101.25  | 640.63  | 19,250.00   | 71.25                                  | 2,000.00  |
| Feb-16 | 86.43   | 640.63  | 19,250.00   | 90.42                                  | 1,550.00  |
| Mar-16 | 70.00   | 680.00  | 25,000.00   | 77.50                                  | 1,525.00  |
| Apr-16 | 96.67   | 688.75  | 19,250.00   | 73.00                                  | 1,550.00  |
| May-16 | 96.67   | 950.00  | 25,000.00   | 78.75                                  | 2,000.00  |
| Jun-16 | 96.67   | 812.50  | 36,000.00   | 79.29                                  | 1,625.00  |
| Jul-16 | 149.00  | 812.50  | 37,000.00   | 74.29                                  | 1,500.00  |
| Aug-16 | 149.00  | 812.50  | 35,500.00   | 74.33                                  | 1,550.00  |
| Sep-16 | 149.31  | 812.50  | 35,574.55   | 74.49                                  | 1,550.00  |
| Oct-16 | 149.31  | 812.50  | 30,780.70   | 90.42                                  | 1,513.21  |
| Nov-16 | 186.43  | 1,100.00  | 35,000.00   | 90.42                                  | 1,513.21  |
| Dec-16 | 196.43  | 1,200.00  | 35,500.00   | 94.38                                  | 2,000.00  |
| Jan-17 | 153.33  | 1,110.00  | 35,900.00   | 80.00                                  | 1,833.33  |
| YoY %  | 51.44   | 73.27   | 86.49   | 12.28                                  | -8.33   |
| MoM %  | -21.94  | -7.50   | 1.13  | -15.23                                 | -8.33   |

# Transport Fare Watch - January 2017


## Average Transport Fare by Categories -Ebonyi State



| Months | Bus journey within city , per drop constant route | Bus journey intercity, state route, charge per person | Air fare charge for specified routes single journey | Journey by motorcycle (okada) per drop | Water transport : water way passenger transport |
|--------|---|---|---|--|---|
| Jan-16 | 102.50  | 512.50  |   | 73.75                                  | 370.25  |
| Feb-16 | 102.50  | 637.50  |   | 68.33                                  | 371.03  |
| Mar-16 | 102.25  | 512.50  |   | 69.17                                  | 371.81  |
| Apr-16 | 102.05  | 656.67  |   | 93.33                                  | 372.59  |
| May-16 | 103.50  | 637.50  |   | 92.50                                  | 373.37  |
| Jun-16 | 105.66  | 633.33  |   | 86.67                                  | 374.15  |
| Jul-16 | 105.86  | 631.25  |   | 74.17                                  | 374.94  |
| Aug-16 | 105.76  | 614.58  |   | 77.92                                  | 375.73  |
| Sep-16 | 105.79  | 823.14  |   | 107.03                                 | 335.94  |
| Oct-16 | 105.45  | 725.50  |   | 107.03                                 | 375.07  |
| Nov-16 | 105.25  | 725.50  |   | 107.03                                 | 375.86  |
| Dec-16 | 150.25  | 833.33  |   | 120.54                                 | 406.65  |
| Jan-17 | 120.75  | 700.00  |   | 112.86                                 | 350.00  |
| YoY %  | 17.80   | 36.59   |   | 53.03                                  | -5.47   |
| MoM %  | -19.63  | -16.00  |   | -6.37                                  | -13.93  |

# Transport Fare Watch - January 2017


## Average Transport Fare by Categories -Edo State



| Months | Bus journey within city , per drop constant route | Bus journey intercity, state route, charge per person | Air fare charge for specified routes single journey | Journey by motorcycle (okada) per drop | Water transport : water way passenger transport |
|--------|---|---|---|--|---|
| Jan-16 | 110.00  | 1,025.00  | 26,000.00   | 81.00                                  | 500.00  |
| Feb-16 | 100.00  | 875.00  | 26,054.60   | 81.00                                  | 501.05  |
| Mar-16 | 115.50  | 887.00  | 28,000.00   | 122.50                                 | 502.10  |
| Apr-16 | 117.50  | 975.83  | 28,000.00   | 127.50                                 | 503.16  |
| May-16 | 100.00  | 950.00  | 25,000.00   | 130.00                                 | 504.21  |
| Jun-16 | 100.00  | 920.00  | 25,052.50   | 130.00                                 | 505.27  |
| Jul-16 | 100.00  | 895.24  | 25,105.11   | 130.00                                 | 506.33  |
| Aug-16 | 120.00  | 1,141.67  | 25,000.00   | 130.00                                 | 507.40  |
| Sep-16 | 120.00  | 1,144.06  | 25,052.50   | 130.00                                 | 508.46  |
| Oct-16 | 120.00  | 1,188.60  | 25,052.50   | 130.00                                 | 681.37  |
| Nov-16 | 120.00  | 950.75  | 40,000.00   | 152.25                                 | 782.38  |
| Dec-16 | 130.00  | 1,243.75  | 40,000.00   | 172.25                                 | 1,083.39  |
| Jan-17 | 125.00  | 970.00  | 40,000.00   | 154.67                                 | 950.87  |
| YoY %  | 13.64   | -5.37   | 53.85   | 90.95                                  | 90.17   |
| MoM %  | -3.85   | -22.01  | 0.00  | -10.21                                 | -12.23  |

# Transport Fare Watch - January 2017


## Average Transport Fare by Categories -Ekiti State



| Months | Bus journey within city , per drop constant route | Bus journey intercity, state route, charge per person | Air fare charge for specified routes single journey | Journey by motorcycle (okada) per drop | Water transport : water way passenger transport |
|--------|---|---|---|--|---|
| Jan-16 | 75.00   | 1,307.78  |   | 54.74                                  | 400.34  |
| Feb-16 | 102.50  | 1,463.54  |   | 53.58                                  | 401.18  |
| Mar-16 | 105.69  | 1,322.22  |   | 53.13                                  | 402.02  |
| Apr-16 | 104.25  | 1,303.13  |   | 76.16                                  | 402.87  |
| May-16 | 105.71  | 1,459.38  |   | 63.92                                  | 403.71  |
| Jun-16 | 100.93  | 1,516.67  |   | 61.38                                  | 404.56  |
| Jul-16 | 100.00  | 1,571.88  |   | 54.77                                  | 405.41  |
| Aug-16 | 104.75  | 1,500.00  |   | 63.47                                  | 406.26  |
| Sep-16 | 105.05  | 1,507.35  |   | 63.60                                  | 407.12  |
| Oct-16 | 103.02  | 1,512.78  |   | 65.37                                  | 481.37  |
| Nov-16 | 100.63  | 1,419.29  |   | 65.37                                  | 482.38  |
| Dec-16 | 150.25  | 1,863.33  |   | 65.37                                  | 503.39  |
| Jan-17 | 127.33  | 1,490.91  |   | 53.89                                  | 483.39  |
| YoY %  | 69.78   | 14.00   |   | -1.56                                  | 20.75   |
| MoM %  | -15.25  | -19.99  |   | -17.56                                 | -3.97   |

# Transport Fare Watch - January 2017

## Average Transport Fare by Categories -Enugu State



| Months | Bus journey within city , per drop constant route | Bus journey intercity, state route, charge per person | Air fare charge for specified routes single journey | Journey by motorcycle (okada) per drop | Water transport : water way passenger transport |
|--------|---|---|---|--|---|
| Jan-16 | 65.00   | 705.71  | 20,500.00   | 97.50                                  | 380.00  |
| Feb-16 | 69.67   | 705.71  | 20,500.00   | 86.25                                  | 380.80  |
| Mar-16 | 61.62   | 705.71  | 24,666.67   | 120.00                                 | 381.60  |
| Apr-16 | 81.29   | 733.50  | 20,833.33   | 119.38                                 | 382.40  |
| May-16 | 63.21   | 733.50  | 20,666.67   | 119.38                                 | 381.60  |
| Jun-16 | 70.43   | 733.50  | 20,500.00   | 119.38                                 | 381.60  |
| Jul-16 | 70.43   | 733.50  | 22,000.00   | 119.38                                 | 381.60  |
| Aug-16 | 70.43   | 733.50  | 22,000.00   | 114.12                                 | 381.60  |
| Sep-16 | 99.26   | 1,001.15  | 21,438.17   | 123.35                                 | 444.09  |
| Oct-16 | 80.95   | 1,000.07  | 21,834.44   | 126.62                                 | 481.37  |
| Nov-16 | 110.12  | 1,031.96  | 23,500.00   | 120.28                                 | 482.38  |
| Dec-16 | 110.12  | 1,422.50  | 35,000.00   | 130.00                                 | 683.39  |
| Jan-17 | 73.68   | 1,053.13  | 34,500.00   | 116.00                                 | 550.45  |
| YoY %  | 13.36   | 49.23   | 68.29   | 18.97                                  | 44.86   |
| MoM %  | -33.09  | -25.97  | -1.43   | -10.77                                 | -19.45  |

# Transport Fare Watch - January 2017

## Average Transport Fare by Categories -Gombe State



| Months | Bus journey within city , per drop constant route | Bus journey intercity, state route, charge per person | Air fare charge for specified routes single journey | Journey by motorcycle (okada) per drop | Water transport : water way passenger transport |
|--------|---|---|---|--|---|
| Jan-16 | 55.00   | 591.67  | 25,000.00   | 65.83                                  | 100.00  |
| Feb-16 | 57.55   | 591.67  | 25,000.00   | 60.00                                  | 100.21  |
| Mar-16 | 51.67   | 585.00  | 25,000.00   | 71.79                                  | 100.42  |
| Apr-16 | 51.77   | 611.67  | 25,000.00   | 76.67                                  | 100.63  |
| May-16 | 56.83   | 611.67  | 25,000.00   | 85.83                                  | 100.84  |
| Jun-16 | 55.91   | 662.50  | 25,000.00   | 78.75                                  | 101.05  |
| Jul-16 | 62.52   | 850.00  | 25,000.00   | 81.25                                  | 101.27  |
| Aug-16 | 61.50   | 850.00  | 25,000.00   | 84.58                                  | 101.48  |
| Sep-16 | 68.77   | 1,002.86  | 32,203.06   | 73.92                                  | 150.00  |
| Oct-16 | 67.65   | 1,200.50  | 32,203.06   | 80.24                                  | 150.00  |
| Nov-16 | 75.65   | 1,345.00  | 32,203.06   | 74.00                                  | 150.00  |
| Dec-16 | 105.87  | 1,500.22  | 33,500.45   | 85.00                                  | 200.25  |
| Jan-17 | 99.89   | 1,350.00  | 33,500.45   | 77.50                                  | 150.00  |
| YoY %  | 81.62   | 128.17  | 34.00   | 17.72                                  | 50.00   |
| MoM %  | -5.65   | -10.01  | 0.00  | -8.82                                  | -25.09  |



# Transport Fare Watch - January 2017

## Average Transport Fare by Categories -Imo State



| Months | Bus journey within city , per drop constant route | Bus journey intercity, state route, charge per person | Air fare charge for specified routes single journey | Journey by motorcycle (okada) per drop | Water transport : water way passenger transport |
|--------|---|---|---|--|---|
| Jan-16 | 90.83   | 745.71  | 22,000.00   | 104.78                                 | 400.00  |
| Feb-16 | 79.79   | 632.40  | 22,046.20   | 96.67                                  | 400.00  |
| Mar-16 | 79.79   | 632.40  | 22,092.50   | 114.43                                 | 400.00  |
| Apr-16 | 93.33   | 769.64  | 22,138.89   | 113.33                                 | 400.00  |
| May-16 | 87.77   | 734.55  | 22,185.38   | 106.25                                 | 400.00  |
| Jun-16 | 87.77   | 734.55  | 22,231.97   | 105.71                                 | 400.00  |
| Jul-16 | 87.77   | 734.55  | 22,278.66   | 124.86                                 | 400.00  |
| Aug-16 | 91.15   | 734.55  | 22,325.44   | 121.57                                 | 400.00  |
| Sep-16 | 103.02  | 1,009.53  | 22,325.44   | 119.85                                 | 444.49  |
| Oct-16 | 94.96   | 1,009.53  | 22,470.27   | 120.68                                 | 496.24  |
| Nov-16 | 119.87  | 1,009.53  | 22,517.45   | 131.29                                 | 497.28  |
| Dec-16 | 120.87  | 1,207.14  | 29,564.74   | 145.58                                 | 598.33  |
| Jan-17 | 105.63  | 976.67  | 29,599.39   | 132.35                                 | 450.75  |
| YoY %  | 16.28   | 30.97   | 34.54   | 26.32                                  | 12.69   |
| MoM %  | -12.61  | -19.09  | 0.12  | -9.08                                  | -24.67  |

# Transport Fare Watch - January 2017


## Average Transport Fare by Categories -Jigawa State



| Months | Bus journey within city , per drop constant route | Bus journey intercity, state route, charge per person | Air fare charge for specified routes single journey | Journey by motorcycle (okada) per drop | Water transport : water way passenger transport |
|--------|---|---|---|--|---|
| Jan-16 | 96.67   | 523.86  |   | 58.75                                  | 410.33  |
| Feb-16 | 92.50   | 551.39  |   | 58.75                                  | 411.19  |
| Mar-16 | 95.00   | 775.00  |   | 58.75                                  | 412.06  |
| Apr-16 | 90.00   | 675.00  |   | 95.68                                  | 500.00  |
| May-16 | 90.00   | 645.45  |   | 78.75                                  | 501.05  |
| Jun-16 | 90.00   | 668.18  |   | 78.75                                  | 502.10  |
| Jul-16 | 90.00   | 644.44  |   | 65.68                                  | 503.16  |
| Aug-16 | 90.00   | 644.44  |   | 77.92                                  | 504.21  |
| Sep-16 | 129.35  | 809.08  |   | 71.43                                  | 504.21  |
| Oct-16 | 124.30  | 851.39  |   | 62.30                                  | 504.21  |
| Nov-16 | 130.00  | 747.92  |   | 71.67                                  | 504.21  |
| Dec-16 | 262.50  | 1,047.92  |   | 88.75                                  | 683.92  |
| Jan-17 | 160.00  | 972.73  |   | 75.71                                  | 580.00  |
| YoY %  | 65.52   | 85.68   |   | 28.88                                  | 41.35   |
| MoM %  | -39.05  | -7.18   |   | -14.69                                 | -15.20  |

# Transport Fare Watch - January 2017

## Average Transport Fare by Categories -Kaduna State



| Months | Bus journey within city , per drop constant route | Bus journey intercity, state route, charge per person | Air fare charge for specified routes single journey | Journey by motorcycle (okada) per drop | Water transport : water way passenger transport |
|--------|---|---|---|--|---|
| Jan-16 | 80.00   | 819.29  | 21,450.00   | 63.83                                  | 100.00  |
| Feb-16 | 79.75   | 713.54  | 21,495.05   | 69.38                                  | 100.21  |
| Mar-16 | 78.75   | 1,060.00  | 21,540.18   | 52.92                                  | 100.42  |
| Apr-16 | 101.25  | 1,025.00  | 21,585.42   | 59.50                                  | 100.63  |
| May-16 | 125.00  | 1,073.21  | 21,630.75   | 57.92                                  | 100.84  |
| Jun-16 | 120.29  | 1,212.50  | 21,676.17   | 65.19                                  | 101.05  |
| Jul-16 | 120.25  | 1,039.58  | 21,721.69   | 61.50                                  | 101.27  |
| Aug-16 | 120.25  | 1,033.04  | 21,767.31   | 67.07                                  | 105.00  |
| Sep-16 | 120.25  | 1,330.30  | 21,962.85   | 81.13                                  | 228.81  |
| Oct-16 | 120.25  | 1,099.22  | 23,210.89   | 63.92                                  | 229.67  |
| Nov-16 | 153.33  | 944.44  | 23,259.63   | 67.88                                  | 252.76  |
| Dec-16 | 165.00  | 1,245.83  | 23,308.48   | 72.50                                  | 350.85  |
| Jan-17 | 175.00  | 1,190.91  | 23,308.48   | 56.00                                  | 300.00  |
| YoY %  | 118.75  | 45.36   | 8.66  | -12.27                                 | 200.00  |
| MoM %  | 6.06  | -4.41   | 0.00  | -22.76                                 | -14.49  |

# Transport Fare Watch - January 2017

## Average Transport Fare by Categories -Kano State



| Months | Bus journey within city , per drop constant route | Bus journey intercity, state route, charge per person | Air fare charge for specified routes single journey | Journey by motorcycle (okada) per drop | Water transport : water way passenger transport |
|--------|---|---|---|--|---|
| Jan-16 | 74.17   | 632.50  | 15,000.00   | 58.18                                  | 325.89  |
| Feb-16 | 73.33   | 684.52  | 20,000.00   | 87.50                                  | 326.78  |
| Mar-16 | 72.50   | 700.00  | 15,000.00   | 84.00                                  | 327.68  |
| Apr-16 | 77.50   | 695.83  | 15,000.00   | 82.26                                  | 328.58  |
| May-16 | 76.67   | 689.52  | 15,031.50   | 52.50                                  | 329.48  |
| Jun-16 | 100.00  | 780.95  | 15,000.00   | 59.38                                  | 330.38  |
| Jul-16 | 100.00  | 773.81  | 15,031.50   | 58.33                                  | 331.28  |
| Aug-16 | 102.00  | 771.25  | 15,063.07   | 83.33                                  | 332.19  |
| Sep-16 | 103.40  | 954.16  | 22,981.23   | 82.28                                  | 342.96  |
| Oct-16 | 100.57  | 783.53  | 25,211.56   | 96.24                                  | 381.37  |
| Nov-16 | 111.67  | 783.33  | 25,264.50   | 62.73                                  | 382.38  |
| Dec-16 | 150.25  | 885.35  | 25,317.56   | 95.28                                  | 400.00  |
| Jan-17 | 132.50  | 863.64  | 25,227.56   | 79.23                                  | 370.85  |
| YoY %  | 78.65   | 36.54   | 68.18   | 36.18                                  | 13.80   |
| MoM %  | -11.81  | -2.45   | -0.36   | -16.84                                 | -7.29   |

# Transport Fare Watch - January 2017


## Average Transport Fare by Categories -Katsina State



| Months | Bus journey within city , per drop constant route | Bus journey intercity, state route, charge per person | Air fare charge for specified routes single journey | Journey by motorcycle (okada) per drop | Water transport : water way passenger transport |
|--------|---|---|---|--|---|
| Jan-16 | 115.00  | 583.33  | 15,000.00   | 46.50                                  | 400.56  |
| Feb-16 | 200.00  | 505.00  | 15,031.50   | 42.50                                  | 401.40  |
| Mar-16 | 100.00  | 616.67  | 15,063.07   | 51.46                                  | 402.24  |
| Apr-16 | 100.00  | 616.67  | 15,094.70   | 55.67                                  | 403.09  |
| May-16 | 115.00  | 566.67  | 15,126.40   | 47.50                                  | 403.94  |
| Jun-16 | 100.00  | 587.50  | 15,158.16   | 55.34                                  | 404.78  |
| Jul-16 | 100.00  | 650.00  | 15,190.00   | 51.67                                  | 405.63  |
| Aug-16 | 100.00  | 626.67  | 15,221.89   | 47.50                                  | 406.49  |
| Sep-16 | 94.83   | 940.02  | 18,438.20   | 72.93                                  | 439.09  |
| Oct-16 | 113.20  | 797.15  | 18,720.22   | 59.67                                  | 481.37  |
| Nov-16 | 233.33  | 637.50  | 18,759.53   | 64.38                                  | 482.38  |
| Dec-16 | 233.33  | 650.25  | 18,798.93   | 68.58                                  | 483.39  |
| Jan-17 | 100.00  | 742.86  | 18,900.93   | 59.23                                  | 483.39  |
| YoY %  | -13.04  | 27.35   | 26.01   | 27.38                                  | 20.68   |
| MoM %  | -57.14  | 14.24   | 0.54  | -13.63                                 | 0.00  |

# Transport Fare Watch - January 2017


## Average Transport Fare by Categories -Kebbi State



| Months | Bus journey within city , per drop constant route | Bus journey intercity, state route, charge per person | Air fare charge for specified routes single journey | Journey by motorcycle (okada) per drop | Water transport : water way passenger transport |
|--------|---|---|---|--|---|
| Jan-16 | 50.00   | 966.67  | 21,000.00   | 55.57                                  | 250.00  |
| Feb-16 | 50.00   | 1,000.00  | 21,044.10   | 55.50                                  | 250.53  |
| Mar-16 | 75.00   | 1,000.00  | 21,088.29   | 59.76                                  | 300.00  |
| Apr-16 | 50.00   | 1,057.14  | 21,132.58   | 69.76                                  | 300.63  |
| May-16 | 50.00   | 1,000.00  | 21,176.96   | 60.08                                  | 270.89  |
| Jun-16 | 55.00   | 1,000.00  | 21,221.43   | 58.79                                  | 250.00  |
| Jul-16 | 50.00   | 1,075.00  | 21,265.99   | 58.75                                  | 300.87  |
| Aug-16 | 50.00   | 1,088.33  | 21,310.65   | 52.50                                  | 310.00  |
| Sep-16 | 70.59   | 1,137.20  | 17,852.33   | 59.94                                  | 285.60  |
| Oct-16 | 70.59   | 1,183.27  | 18,770.68   | 50.34                                  | 232.37  |
| Nov-16 | 77.50   | 1,016.67  | 18,810.10   | 71.11                                  | 235.00  |
| Dec-16 | 105.22  | 1,350.00  | 25,000.00   | 71.11                                  | 300.00  |
| Jan-17 | 101.67  | 1,275.00  | 25,000.00   | 64.38                                  | 250.00  |
| YoY %  | 103.33  | 31.90   | 19.05   | 15.85                                  | 0.00  |
| MoM %  | -3.38   | -5.56   | 0.00  | -9.47                                  | -16.67  |

# Transport Fare Watch - January 2017


## Average Transport Fare by Categories -Kogi State



| Months | Bus journey within city , per drop constant route | Bus journey intercity, state route, charge per person | Air fare charge for specified routes single journey | Journey by motorcycle (okada) per drop | Water transport : water way passenger transport |
|--------|---|---|---|--|---|
| Jan-16 | 50.00   | 1,666.67  |   | 62.00                                  | 200.34  |
| Feb-16 | 50.00   | 2,000.00  |   | 61.17                                  | 200.00  |
| Mar-16 | 50.00   | 2,000.00  |   | 64.00                                  | 200.00  |
| Apr-16 | 50.00   | 1,750.00  |   | 63.14                                  | 200.42  |
| May-16 | 50.00   | 1,785.00  |   | 65.24                                  | 300.00  |
| Jun-16 | 50.55   | 1,712.50  |   | 65.93                                  | 300.63  |
| Jul-16 | 50.00   | 1,712.50  |   | 62.00                                  | 301.26  |
| Aug-16 | 50.11   | 1,500.00  |   | 72.86                                  | 301.89  |
| Sep-16 | 50.21   | 1,503.15  |   | 73.18                                  | 302.53  |
| Oct-16 | 50.75   | 1,637.61  |   | 75.94                                  | 299.18  |
| Nov-16 | 52.45   | 1,637.71  |   | 89.29                                  | 299.81  |
| Dec-16 | 100.75  | 1,750.00  |   | 100.00                                 | 350.43  |
| Jan-17 | 100.00  | 1,666.67  |   | 74.00                                  | 300.00  |
| YoY %  | 100.00  | 0.00  |   | 19.35                                  | 49.75   |
| MoM %  | -0.74   | -4.76   |   | -26.00                                 | -14.39  |

# Transport Fare Watch - January 2017

## Average Transport Fare by Categories -Kwara State




| Months | Bus journey within city , per drop constant route | Bus journey intercity, state route, charge per person | Air fare charge for specified routes single journey | Journey by motorcycle (okada) per drop | Water transport : water way passenger transport |
|--------|---|---|---|--|---|
| Jan-16 | 75.00   | 1,250.00  | 18,500.00   | 50.00                                  | 350.00  |
| Feb-16 | 100.00  | 1,550.00  | 23,500.00   | 50.00                                  | 350.74  |
| Mar-16 | 75.00   | 1,550.00  | 27,000.00   | 51.67                                  | 351.47  |
| Apr-16 | 75.00   | 1,550.00  | 24,500.00   | 60.33                                  | 352.21  |
| May-16 | 100.00  | 1,500.00  | 24,500.00   | 55.67                                  | 352.95  |
| Jun-16 | 102.00  | 1,338.75  | 25,000.00   | 67.25                                  | 353.69  |
| Jul-16 | 75.00   | 1,338.75  | 24,500.00   | 58.81                                  | 354.43  |
| Aug-16 | 75.00   | 1,338.75  | 25,100.00   | 55.24                                  | 355.18  |
| Sep-16 | 75.00   | 1,338.75  | 25,152.71   | 55.35                                  | 355.92  |
| Oct-16 | 101.31  | 1,500.10  | 25,862.13   | 67.85                                  | 361.19  |
| Nov-16 | 100.00  | 1,500.10  | 25,000.00   | 82.14                                  | 361.95  |
| Dec-16 | 200.00  | 2,150.00  | 35,000.00   | 82.14                                  | 502.71  |
| Jan-17 | 125.00  | 1,800.75  | 35,000.00   | 68.57                                  | 500.00  |
| YoY %  | 66.67   | 44.06   | 89.19   | 37.14                                  | 42.86   |
| MoM %  | -37.50  | -16.24  | 0.00  | -16.52                                 | -0.54   |



# Transport Fare Watch - January 2017


## Average Transport Fare by Categories -Lagos State



| Months | Bus journey within city , per drop constant route | Bus journey intercity, state route, charge per person | Air fare charge for specified routes single journey | Journey by motorcycle (okada) per drop | Water transport : water way passenger transport |
|--------|---|---|---|--|---|
| Jan-16 | 124.17  | 1,550.79  | 26,500.00   | 92.73                                  | 350.00  |
| Feb-16 | 124.31  | 1,738.07  | 26,555.65   | 90.52                                  | 350.00  |
| Mar-16 | 124.44  | 1,827.08  | 26,611.42   | 91.88                                  | 425.00  |
| Apr-16 | 128.44  | 1,794.44  | 26,667.30   | 109.33                                 | 416.67  |
| May-16 | 141.92  | 1,794.44  | 26,723.30   | 96.02                                  | 462.50  |
| Jun-16 | 141.92  | 1,705.00  | 26,779.42   | 99.29                                  | 475.00  |
| Jul-16 | 141.92  | 1,785.91  | 28,000.00   | 92.50                                  | 425.00  |
| Aug-16 | 141.92  | 2,038.89  | 28,058.80   | 92.78                                  | 425.00  |
| Sep-16 | 141.92  | 2,043.17  | 28,117.72   | 92.97                                  | 425.89  |
| Oct-16 | 140.95  | 1,819.48  | 28,724.60   | 98.80                                  | 432.67  |
| Nov-16 | 168.50  | 1,819.48  | 28,784.93   | 92.86                                  | 450.00  |
| Dec-16 | 178.50  | 2,443.17  | 30,000.00   | 150.90                                 | 550.00  |
| Jan-17 | 150.59  | 2,207.14  | 30,000.00   | 120.00                                 | 500.00  |
| YoY %  | 21.28   | 42.32   | 13.21   | 29.41                                  | 42.86   |
| MoM %  | -15.64  | -9.66   | 0.00  | -20.48                                 | -9.09   |

# Transport Fare Watch - January 2017

## Average Transport Fare by Categories -Nasarawa State



| Months | Bus journey within city , per drop constant route | Bus journey intercity, state route, charge per person | Air fare charge for specified routes single journey | Journey by motorcycle (okada) per drop | Water transport : water way passenger transport |
|--------|---|---|---|--|---|
| Jan-16 | 100.00  | 600.00  |   | 53.89                                  | 421.56  |
| Feb-16 | 100.00  | 600.00  |   | 51.25                                  | 422.45  |
| Mar-16 | 100.00  | 600.00  |   | 50.00                                  | 423.33  |
| Apr-16 | 100.00  | 620.35  |   | 60.14                                  | 424.22  |
| May-16 | 100.00  | 620.35  |   | 75.54                                  | 425.11  |
| Jun-16 | 100.00  | 700.00  |   | 54.29                                  | 426.01  |
| Jul-16 | 100.00  | 700.00  |   | 62.86                                  | 426.90  |
| Aug-16 | 115.00  | 700.00  |   | 57.32                                  | 427.80  |
| Sep-16 | 115.51  | 700.00  |   | 57.44                                  | 428.69  |
| Oct-16 | 115.51  | 725.90  |   | 87.77                                  | 482.38  |
| Nov-16 | 115.36  | 750.85  |   | 87.77                                  | 483.39  |
| Dec-16 | 180.58  | 1,033.33  |   | 90.77                                  | 494.41  |
| Jan-17 | 150.00  | 950.00  |   | 75.00                                  | 450.00  |
| YoY %  | 50.00   | 58.33   |   | 39.18                                  | 6.75  |
| MoM %  | -16.93  | -8.06   |   | -17.37                                 | -8.98   |

# Transport Fare Watch - January 2017

## Average Transport Fare by Categories -Niger State



| Months | Bus journey within city , per drop constant route | Bus journey intercity, state route, charge per person | Air fare charge for specified routes single journey | Journey by motorcycle (okada) per drop | Water transport : water way passenger transport |
|--------|---|---|---|--|---|
| Jan-16 | 68.00   | 1,833.33  | 20,678.98   | 42.50                                  | 270.54  |
| Feb-16 | 100.00  | 1,708.33  | 20,722.41   | 45.95                                  | 271.11  |
| Mar-16 | 100.00  | 1,800.00  | 20,765.92   | 46.67                                  | 271.68  |
| Apr-16 | 100.00  | 1,800.00  | 20,809.53   | 50.83                                  | 272.25  |
| May-16 | 100.00  | 1,858.33  | 20,853.23   | 48.50                                  | 272.82  |
| Jun-16 | 100.00  | 1,858.33  | 20,897.02   | 50.71                                  | 273.39  |
| Jul-16 | 100.00  | 1,858.33  | 20,940.91   | 54.17                                  | 273.97  |
| Aug-16 | 100.00  | 1,858.33  | 20,984.88   | 55.28                                  | 274.54  |
| Sep-16 | 100.00  | 1,858.33  | 21,028.95   | 55.39                                  | 275.12  |
| Oct-16 | 100.00  | 1,942.17  | 21,028.95   | 67.52                                  | 275.07  |
| Nov-16 | 100.00  | 1,942.17  | 21,028.95   | 67.55                                  | 275.65  |
| Dec-16 | 120.00  | 1,992.17  | 26,779.42   | 87.52                                  | 296.22  |
| Jan-17 | 100.00  | 1,816.67  | 26,779.42   | 65.00                                  | 250.55  |
| YoY %  | 47.06   | -0.91   | 29.50   | 52.94                                  | -7.39   |
| MoM %  | -16.67  | -8.81   | 0.00  | -25.73                                 | -15.42  |

# Transport Fare Watch - January 2017

## Average Transport Fare by Categories -Ogun State



| Months | Bus journey within city , per drop constant route | Bus journey intercity, state route, charge per person | Air fare charge for specified routes single journey | Journey by motorcycle (okada) per drop | Water transport : water way passenger transport |
|--------|---|---|---|--|---|
| Jan-16 | 77.50   | 1,477.08  |   | 74.00                                  | 400.00  |
| Feb-16 | 85.00   | 1,292.22  |   | 74.00                                  | 425.00  |
| Mar-16 | 77.50   | 1,270.00  |   | 76.08                                  | 400.00  |
| Apr-16 | 81.25   | 1,278.46  |   | 76.08                                  | 450.00  |
| May-16 | 120.83  | 1,240.48  |   | 76.08                                  | 450.00  |
| Jun-16 | 120.83  | 1,141.67  |   | 69.75                                  | 450.00  |
| Jul-16 | 120.83  | 1,109.52  |   | 71.00                                  | 450.00  |
| Aug-16 | 120.83  | 1,109.52  |   | 81.85                                  | 466.67  |
| Sep-16 | 131.23  | 1,109.52  |   | 82.02                                  | 467.65  |
| Oct-16 | 135.00  | 1,349.99  |   | 84.80                                  | 494.32  |
| Nov-16 | 136.55  | 1,349.99  |   | 81.86                                  | 495.85  |
| Dec-16 | 200.00  | 1,550.56  |   | 89.92                                  | 500.00  |
| Jan-17 | 150.11  | 1,350.00  |   | 88.33                                  | 498.88  |
| YoY %  | 93.69   | -8.60   |   | 19.37                                  | 24.72   |
| MoM %  | -24.95  | -12.93  |   | -1.77                                  | -0.22   |

# Transport Fare Watch - January 2017


## Average Transport Fare by Categories -Ondo State



| Months | Bus journey within city , per drop constant route | Bus journey intercity, state route, charge per person | Air fare charge for specified routes single journey | Journey by motorcycle (okada) per drop | Water transport : water way passenger transport |
|--------|---|---|---|--|---|
| Jan-16 | 73.57   | 1,542.05  | 26,000.00   | 85.81                                  | 350.00  |
| Feb-16 | 91.96   | 1,691.29  | 25,000.00   | 97.32                                  | 350.00  |
| Mar-16 | 65.00   | 1,635.00  | 25,000.00   | 98.75                                  | 400.00  |
| Apr-16 | 69.64   | 1,697.50  | 25,000.00   | 101.74                                 | 550.00  |
| May-16 | 65.83   | 1,645.83  | 25,000.00   | 100.00                                 | 475.00  |
| Jun-16 | 100.00  | 1,686.67  | 25,000.00   | 100.00                                 | 450.00  |
| Jul-16 | 100.00  | 1,698.57  | 25,000.00   | 100.00                                 | 450.00  |
| Aug-16 | 100.00  | 1,642.86  | 25,000.00   | 100.00                                 | 500.00  |
| Sep-16 | 100.25  | 1,649.46  | 25,000.00   | 100.00                                 | 501.05  |
| Oct-16 | 102.55  | 1,661.32  | 26,271.68   | 100.00                                 | 532.38  |
| Nov-16 | 108.22  | 1,677.50  | 26,326.85   | 100.00                                 | 532.38  |
| Dec-16 | 140.55  | 1,807.50  | 26,382.14   | 155.25                                 | 632.38  |
| Jan-17 | 120.55  | 1,515.38  | 26,382.14   | 126.47                                 | 570.00  |
| YoY %  | 63.85   | -1.73   | 1.47  | 47.39                                  | 62.86   |
| MoM %  | -14.23  | -16.16  | 0.00  | -18.54                                 | -9.86   |

# Transport Fare Watch - January 2017

## Average Transport Fare by Categories -Osun State



| Months | Bus journey within city , per drop constant route | Bus journey intercity, state route, charge per person | Air fare charge for specified routes single journey | Journey by motorcycle (okada) per drop | Water transport : water way passenger transport |
|--------|---|---|---|--|---|
| Jan-16 | 81.88   | 1,415.00  |   | 69.00                                  | 380.23  |
| Feb-16 | 81.46   | 1,616.82  |   | 96.25                                  | 381.03  |
| Mar-16 | 88.57   | 1,622.50  |   | 91.00                                  | 381.83  |
| Apr-16 | 80.25   | 1,423.93  |   | 111.82                                 | 382.63  |
| May-16 | 86.94   | 1,423.93  |   | 101.53                                 | 383.43  |
| Jun-16 | 83.33   | 1,423.93  |   | 101.53                                 | 384.24  |
| Jul-16 | 87.64   | 1,423.93  |   | 101.53                                 | 385.05  |
| Aug-16 | 85.36   | 1,538.61  |   | 111.28                                 | 385.85  |
| Sep-16 | 85.54   | 1,538.61  |   | 111.51                                 | 386.67  |
| Oct-16 | 85.54   | 1,538.70  |   | 118.77                                 | 481.37  |
| Nov-16 | 100.25  | 1,538.78  |   | 118.77                                 | 482.38  |
| Dec-16 | 120.50  | 1,638.61  |   | 128.77                                 | 553.39  |
| Jan-17 | 111.11  | 1,576.47  |   | 117.22                                 | 483.39  |
| YoY %  | 35.71   | 11.41   |   | 69.89                                  | 27.13   |
| MoM %  | -7.79   | -3.79   |   | -8.97                                  | -12.65  |

# Transport Fare Watch - January 2017


## Average Transport Fare by Categories -Oyo State



| Months | Bus journey within city , per drop constant route | Bus journey intercity, state route, charge per person | Air fare charge for specified routes single journey | Journey by motorcycle (okada) per drop | Water transport : water way passenger transport |
|--------|---|---|---|--|---|
| Jan-16 | 63.75   | 770.83  | 19,625.00   | 57.20                                  | 400.11  |
| Feb-16 | 62.50   | 942.61  | 22,500.00   | 70.85                                  | 400.95  |
| Mar-16 | 69.17   | 942.61  | 22,500.00   | 59.57                                  | 401.79  |
| Apr-16 | 85.58   | 942.61  | 22,500.00   | 77.55                                  | 402.64  |
| May-16 | 85.58   | 951.59  | 25,000.00   | 71.88                                  | 403.48  |
| Jun-16 | 85.58   | 943.33  | 25,000.00   | 62.78                                  | 404.33  |
| Jul-16 | 85.58   | 918.75  | 20,000.00   | 65.21                                  | 405.18  |
| Aug-16 | 101.75  | 1,000.50  | 22,500.00   | 82.78                                  | 406.03  |
| Sep-16 | 101.96  | 1,150.25  | 22,547.25   | 82.95                                  | 406.88  |
| Oct-16 | 118.58  | 1,150.25  | 27,045.00   | 72.61                                  | 481.37  |
| Nov-16 | 118.78  | 1,150.25  | 30,000.00   | 73.18                                  | 481.37  |
| Dec-16 | 158.58  | 1,550.25  | 30,000.00   | 73.18                                  | 501.37  |
| Jan-17 | 143.64  | 980.00  | 30,000.00   | 62.38                                  | 455.85  |
| YoY %  | 125.31  | 27.14   | 52.87   | 9.06                                   | 13.93   |
| MoM %  | -9.42   | -36.78  | 0.00  | -14.76                                 | -9.08   |

# Transport Fare Watch - January 2017

## Average Transport Fare by Categories -Plateau State



| Months | Bus journey within city , per drop constant route | Bus journey intercity, state route, charge per person | Air fare charge for specified routes single journey | Journey by motorcycle (okada) per drop | Water transport : water way passenger transport |
|--------|---|---|---|--|---|
| Jan-16 | 87.50   | 1,587.50  | 23,760.33   | 56.00                                  | 200.00  |
| Feb-16 | 77.08   | 1,500.00  | 23,810.23   | 52.00                                  | 200.00  |
| Mar-16 | 85.00   | 1,512.50  | 23,860.23   | 50.00                                  | 200.00  |
| Apr-16 | 87.50   | 1,512.50  | 25,000.00   | 52.00                                  | 200.42  |
| May-16 | 92.50   | 1,625.00  | 25,052.50   | 53.57                                  | 200.84  |
| Jun-16 | 86.25   | 1,162.50  | 20,000.00   | 52.50                                  | 201.26  |
| Jul-16 | 85.50   | 1,120.35  | 20,000.00   | 51.00                                  | 201.69  |
| Aug-16 | 90.00   | 1,120.35  | 20,042.00   | 57.86                                  | 202.11  |
| Sep-16 | 90.19   | 1,120.35  | 20,084.09   | 57.98                                  | 202.53  |
| Oct-16 | 88.65   | 1,125.22  | 24,054.36   | 61.19                                  | 223.43  |
| Nov-16 | 116.67  | 1,125.22  | 24,104.88   | 82.00                                  | 234.01  |
| Dec-16 | 126.67  | 1,500.33  | 25,550.21   | 83.33                                  | 254.58  |
| Jan-17 | 110.00  | 1,200.00  | 25,550.21   | 53.33                                  | 245.68  |
| YoY %  | 25.71   | -24.41  | 7.53  | -4.76                                  | 22.84   |
| MoM %  | -13.16  | -20.02  | 0.00  | -36.00                                 | -3.50   |



# Transport Fare Watch - January 2017

## Average Transport Fare by Categories -Rivers State



| Months | Bus journey within city , per drop constant route | Bus journey intercity, state route, charge per person | Air fare charge for specified routes single journey | Journey by motorcycle (okada) per drop | Water transport : water way passenger transport |
|--------|---|---|---|--|---|
| Jan-16 | 100.00  | 1,406.25  | 28,000.00   | 153.75                                 | 1,333.33  |
| Feb-16 | 100.00  | 1,471.43  | 27,500.00   | 154.17                                 | 1,350.00  |
| Mar-16 | 100.00  | 1,467.50  | 25,000.00   | 150.00                                 | 1,700.00  |
| Apr-16 | 100.00  | 1,487.50  | 25,000.00   | 150.00                                 | 1,700.00  |
| May-16 | 100.00  | 1,487.50  | 25,000.00   | 153.33                                 | 1,750.00  |
| Jun-16 | 100.00  | 1,586.67  | 25,000.00   | 152.50                                 | 1,650.00  |
| Jul-16 | 100.00  | 1,606.67  | 25,052.50   | 159.58                                 | 1,766.67  |
| Aug-16 | 100.00  | 1,626.67  | 25,000.00   | 150.00                                 | 1,725.00  |
| Sep-16 | 100.00  | 1,646.67  | 25,052.50   | 150.32                                 | 1,727.36  |
| Oct-16 | 104.44  | 1,635.65  | 24,425.55   | 150.32                                 | 1,727.36  |
| Nov-16 | 105.68  | 1,850.27  | 24,476.84   | 150.32                                 | 1,727.36  |
| Dec-16 | 156.07  | 2,050.27  | 28,000.00   | 200.32                                 | 2,025.00  |
| Jan-17 | 128.33  | 1,535.71  | 28,000.00   | 153.85                                 | 1,533.33  |
| YoY %  | 28.33   | 9.21  | 0.00  | 0.06                                   | 15.00   |
| MoM %  | -17.77  | -25.10  | 0.00  | -23.20                                 | -24.28  |

# Transport Fare Watch - January 2017

## Average Transport Fare by Categories -Sokoto State



| Months | Bus journey within city , per drop constant route | Bus journey intercity, state route, charge per person | Air fare charge for specified routes single journey | Journey by motorcycle (okada) per drop | Water transport : water way passenger transport |
|--------|---|---|---|--|---|
| Jan-16 | 50.25   | 1,200.00  | 22,000.00   | 60.00                                  | 430.45  |
| Feb-16 | 50.25   | 1,202.52  | 22,046.20   | 60.13                                  | 431.35  |
| Mar-16 | 60.00   | 1,202.52  | 22,000.00   | 60.00                                  | 432.26  |
| Apr-16 | 60.00   | 1,202.52  | 29,000.00   | 70.00                                  | 433.17  |
| May-16 | 60.00   | 1,202.52  | 22,000.00   | 72.50                                  | 434.08  |
| Jun-16 | 60.00   | 1,350.00  | 22,000.00   | 72.50                                  | 434.99  |
| Jul-16 | 60.00   | 1,350.00  | 26,000.00   | 70.00                                  | 435.90  |
| Aug-16 | 60.00   | 1,591.67  | 22,500.00   | 87.00                                  | 436.82  |
| Sep-16 | 75.16   | 1,591.67  | 27,150.23   | 86.88                                  | 439.09  |
| Oct-16 | 75.55   | 1,547.00  | 25,828.00   | 80.64                                  | 481.37  |
| Nov-16 | 80.00   | 1,575.47  | 27,000.00   | 90.69                                  | 482.38  |
| Dec-16 | 85.00   | 1,747.00  | 30,000.00   | 100.54                                 | 499.89  |
| Jan-17 | 75.00   | 1,600.00  | 29,500.09   | 75.71                                  | 470.76  |
| YoY %  | 49.25   | 33.33   | 34.09   | 26.19                                  | 9.36  |
| MoM %  | -11.76  | -8.41   | -1.67   | -24.69                                 | -5.83   |

# Transport Fare Watch - January 2017

## Average Transport Fare by Categories -Taraba State



| Months | Bus journey within city , per drop constant route | Bus journey intercity, state route, charge per person | Air fare charge for specified routes single journey | Journey by motorcycle (okada) per drop | Water transport : water way passenger transport |
|--------|---|---|---|--|---|
| Jan-16 | 50.00   | 1,437.50  | 25,000.00   | 65.42                                  | 300.43  |
| Feb-16 | 50.08   | 1,490.00  | 25,000.00   | 62.50                                  | 301.06  |
| Mar-16 | 57.50   | 1,402.08  | 25,000.00   | 60.00                                  | 325.00  |
| Apr-16 | 55.75   | 1,562.50  | 25,000.00   | 68.75                                  | 325.68  |
| May-16 | 60.00   | 1,522.50  | 25,000.00   | 67.17                                  | 326.37  |
| Jun-16 | 60.00   | 1,562.50  | 25,000.00   | 75.00                                  | 327.05  |
| Jul-16 | 58.99   | 1,556.50  | 25,000.00   | 75.00                                  | 327.74  |
| Aug-16 | 59.55   | 1,500.21  | 25,052.50   | 75.00                                  | 328.43  |
| Sep-16 | 57.18   | 1,550.21  | 25,052.50   | 75.00                                  | 343.12  |
| Oct-16 | 58.78   | 1,565.55  | 25,052.50   | 98.74                                  | 383.37  |
| Nov-16 | 75.00   | 1,500.21  | 35,000.00   | 98.74                                  | 382.58  |
| Dec-16 | 80.68   | 1,800.54  | 35,000.00   | 116.25                                 | 453.99  |
| Jan-17 | 75.00   | 1,744.44  | 35,000.00   | 100.25                                 | 433.39  |
| YoY %  | 50.00   | 21.35   | 40.00   | 53.25                                  | 44.26   |
| MoM %  | -7.04   | -3.12   | 0.00  | -13.76                                 | -4.54   |

# Transport Fare Watch - January 2017

## Average Transport Fare by Categories -Yobe State



| Months | Bus journey within city , per drop constant route | Bus journey intercity, state route, charge per person | Air fare charge for specified routes single journey | Journey by motorcycle (okada) per drop | Water transport : water way passenger transport |
|--------|---|---|---|--|---|
| Jan-16 | 50.00   | 1,100.00  |   | 40.00                                  | 250.12  |
| Feb-16 | 50.89   | 1,250.00  |   | 40.08                                  | 255.75  |
| Mar-16 | 50.87   | 1,150.00  |   | 50.00                                  | 269.85  |
| Apr-16 | 50.85   | 1,150.00  |   | 50.11                                  | 280.76  |
| May-16 | 50.25   | 1,150.00  |   | 50.21                                  | 257.03  |
| Jun-16 | 52.25   | 1,150.00  |   | 50.32                                  | 308.22  |
| Jul-16 | 55.25   | 1,150.00  |   | 50.42                                  | 310.47  |
| Aug-16 | 57.75   | 1,175.00  |   | 50.00                                  | 320.54  |
| Sep-16 | 58.32   | 1,151.16  |   | 50.42                                  | 325.22  |
| Oct-16 | 59.32   | 1,199.48  |   | 50.42                                  | 331.37  |
| Nov-16 | 60.32   | 1,199.98  |   | 50.42                                  | 345.55  |
| Dec-16 | 75.24   | 1,450.00  |   | 81.97                                  | 380.45  |
| Jan-17 | 65.00   | 1,233.33  |   | 75.55                                  | 340.55  |
| YoY %  | 30.00   | 12.12   |   | 88.88                                  | 36.15   |
| MoM %  | -13.61  | -14.94  |   | -7.83                                  | -10.49  |

# Transport Fare Watch - January 2017

## Average Transport Fare by Categories -Zamfara State



| Months | Bus journey within city , per drop constant route | Bus journey intercity, state route, charge per person | Air fare charge for specified routes single journey | Journey by motorcycle (okada) per drop | Water transport : water way passenger transport |
|--------|---|---|---|--|---|
| Jan-16 | 55.00   | 981.67  |   | 50.00                                  | 240.00  |
| Feb-16 | 55.78   | 945.83  |   | 50.00                                  | 240.00  |
| Mar-16 | 57.83   | 1,037.50  |   | 50.00                                  | 240.50  |
| Apr-16 | 58.85   | 1,027.57  |   | 60.56                                  | 241.01  |
| May-16 | 55.93   | 1,052.86  |   | 60.56                                  | 241.52  |
| Jun-16 | 56.78   | 1,072.86  |   | 60.56                                  | 242.02  |
| Jul-16 | 57.55   | 1,050.22  |   | 65.22                                  | 283.97  |
| Aug-16 | 58.83   | 1,050.72  |   | 65.22                                  | 283.97  |
| Sep-16 | 57.89   | 1,150.22  |   | 67.49                                  | 283.97  |
| Oct-16 | 58.83   | 1,150.88  |   | 67.49                                  | 308.22  |
| Nov-16 | 59.26   | 1,150.24  |   | 73.81                                  | 308.87  |
| Dec-16 | 90.26   | 1,800.15  |   | 83.81                                  | 359.51  |
| Jan-17 | 84.29   | 1,270.00  |   | 65.29                                  | 310.55  |
| YoY %  | 53.25   | 29.37   |   | 30.59                                  | 29.40   |
| MoM %  | -6.62   | -29.45  |   | -22.09                                 | -13.62  |

# Appendix

## -Average Transport Fare Across States - Air Fare for Specified Route

| STATE                      | Jan-16          | Feb-16          | Mar-16          | Apr-16          | May-16          | Jun-16          | Jul-16          | Aug-16          |
|----------------------------|-----------------|-----------------|-----------------|-----------------|-----------------|-----------------|-----------------|-----------------|
| Abia                       |                 |                 |                 |                 |                 |                 |                 |                 |
| Abuja                      | 28000           | 28058.8         | 28117.72        | 24000           | 24000           | 24000           | 25000           | 24000           |
| Adamawa                    | 37000           | 37077.7         | 27000           | 27000           | 26000           | 26000           | 24000           | 24050.4         |
| Akwa Ibom                  | 25000.32        | 25052.82        | 25105.43        | 25158.15        | 25210.99        | 25263.93        | 35000           | 27000           |
| Anambra                    |                 |                 |                 |                 |                 |                 |                 |                 |
| Bauchi                     | 28897.23        | 28957.91        | 29018.73        | 29079.67        | 29140.73        | 29201.93        | 29263.25        | 29324.7         |
| Bayelsa                    |                 |                 |                 |                 |                 |                 |                 |                 |
| Benue                      | 20000           | 20042           | 20084.09        | 20126.26        | 20168.53        | 20210.88        | 20253.33        | 20295.86        |
| Borno                      | 30000           | 30833.33        | 30000           | 30000           | 25005           | 32000           | 30000           | 30000           |
| Cross River                | 22000           | 26000           | 30000           | 26000           | 24000           | 22500           | 23250           | 25833.33        |
| Delta                      | 19250           | 19250           | 25000           | 19250           | 25000           | 36000           | 37000           | 35500           |
| Ebonyi                     |                 |                 |                 |                 |                 |                 |                 |                 |
| Edo                        | 26000           | 26054.6         | 28000           | 28000           | 25000           | 25052.5         | 25105.11        | 25000           |
| Ekiti                      |                 |                 |                 |                 |                 |                 |                 |                 |
| Enugu                      | 20500           | 20500           | 24666.67        | 20833.33        | 20666.67        | 20500           | 22000           | 22000           |
| Gombe                      | 25000           | 25000           | 25000           | 25000           | 25000           | 25000           | 25000           | 25000           |
| Imo                        | 22000           | 22046.2         | 22092.5         | 22138.89        | 22185.38        | 22231.97        | 22278.66        | 22325.44        |
| Jigawa                     |                 |                 |                 |                 |                 |                 |                 |                 |
| Kaduna                     | 21450           | 21495.05        | 21540.18        | 21585.42        | 21630.75        | 21676.17        | 21721.69        | 21767.31        |
| Kano                       | 15000           | 20000           | 15000           | 15000           | 15031.5         | 15000           | 15031.5         | 15063.07        |
| Katsina                    | 15000           | 15031.5         | 15063.07        | 15094.7         | 15126.4         | 15158.16        | 15190           | 15221.89        |
| Kebbi                      | 21000           | 21044.1         | 21088.29        | 21132.58        | 21176.96        | 21221.43        | 21265.99        | 21310.65        |
| Kogi                       |                 |                 |                 |                 |                 |                 |                 |                 |
| Kwara                      | 18500           | 23500           | 27000           | 24500           | 24500           | 25000           | 24500           | 25100           |
| Lagos                      | 26500           | 26555.65        | 26611.42        | 26667.3         | 26723.3         | 26779.42        | 28000           | 28058.8         |
| Nassarawa                  |                 |                 |                 |                 |                 |                 |                 |                 |
| Niger                      | 20678.98        | 20722.41        | 20765.92        | 20809.53        | 20853.23        | 20897.02        | 20940.91        | 20984.88        |
| Ogun                       |                 |                 |                 |                 |                 |                 |                 |                 |
| Ondo                       | 26000           | 25000           | 25000           | 25000           | 25000           | 25000           | 25000           | 25000           |
| Osun                       |                 |                 |                 |                 |                 |                 |                 |                 |
| Oyo                        | 19625           | 22500           | 22500           | 22500           | 25000           | 25000           | 20000           | 22500           |
| Plateau                    | 23760.33        | 23810.23        | 23860.23        | 25000           | 25052.5         | 20000           | 20000           | 20042           |
| Rivers                     | 28000           | 27500           | 25000           | 25000           | 25000           | 25000           | 25052.5         | 25000           |
| Sokoto                     | 22000           | 22046.2         | 22000           | 29000           | 22000           | 22000           | 26000           | 22500           |
| Taraba                     | 25000           | 25000           | 25000           | 25000           | 25000           | 25000           | 25000           | 25052.5         |
| Yobe                       |                 |                 |                 |                 |                 |                 |                 |                 |
| Zamfara                    |                 |                 |                 |                 |                 |                 |                 |                 |
| <b>STATES' AVERAGE NGN</b> | <b>23446.47</b> | <b>24123.14</b> | <b>24180.57</b> | <b>23715.03</b> | <b>23338.88</b> | <b>23827.74</b> | <b>24234.12</b> | <b>23917.23</b> |
| <b>Month-on-Month %</b>    |                 | <b>2.89</b>     | <b>0.24</b>     | <b>(1.93)</b>   | <b>(1.59)</b>   | <b>2.09</b>     | <b>1.71</b>     | <b>(1.31)</b>   |
| <b>Year-on-Year %</b>      |                 |                 |                 |                 |                 |                 |                 |                 |

# Appendix

## -Average Transport Fare Across States - Air Fare for Specified Route

| STATE                      | Sep-16          | Oct-16         | Nov-16          | Dec-16       | Jan-17         | YoY % | MoM % |
|----------------------------|-----------------|----------------|-----------------|--------------|----------------|-------|-------|
| Abia                       |                 |                |                 |              |                |       |       |
| Abuja                      | 24000           | 25365.39       | 25418.66        | 35000        | 35000          | 25    | 0     |
| Adamawa                    | 24000           | 29970.41       | 26000           | 37000        | 37700          | 1.89  | 1.89  |
| Akwa Ibom                  | 27000           | 26406          | 27000           | 35000        | 35000          | 40    | 0     |
| Anambra                    |                 |                |                 |              |                |       |       |
| Bauchi                     | 29386.29        | 25642.23       | 25400           | 29500        | 29500.2        | 2.09  | 0     |
| Bayelsa                    |                 |                |                 |              |                |       |       |
| Benue                      | 20338.48        | 28770.68       | 28810.1         | 28841        | 28849.9        | 44.25 | 0.03  |
| Borno                      | 30063           | 29310.66       | 35000           | 35000        | 35878.9        | 19.6  | 2.51  |
| Cross River                | 24750           | 25077.45       | 27625           | 35650        | 35758          | 62.54 | 0.3   |
| Delta                      | 35574.55        | 30780.7        | 35000           | 35500        | 35900          | 86.49 | 1.13  |
| Ebonyi                     |                 |                |                 |              |                |       |       |
| Edo                        | 25052.5         | 25052.5        | 40000           | 40000        | 40000          | 53.85 | 0     |
| Ekiti                      |                 |                |                 |              |                |       |       |
| Enugu                      | 21438.17        | 21834.44       | 23500           | 35000        | 34500          | 68.29 | -1.43 |
| Gombe                      | 32203.06        | 32203.06       | 32203.06        | 33500        | 33500.5        | 34    | 0     |
| Imo                        | 22325.44        | 22470.27       | 22517.45        | 29565        | 29599.4        | 34.54 | 0.12  |
| Jigawa                     |                 |                |                 |              |                |       |       |
| Kaduna                     | 21962.85        | 23210.89       | 23259.63        | 23308        | 23308.5        | 8.66  | 0     |
| Kano                       | 22981.23        | 25211.56       | 25264.5         | 25318        | 25227.6        | 68.18 | -0.36 |
| Katsina                    | 18438.2         | 18720.22       | 18759.53        | 18799        | 18900.9        | 26.01 | 0.54  |
| Kebbi                      | 17852.33        | 18770.68       | 18810.1         | 25000        | 25000          | 19.05 | 0     |
| Kogi                       |                 |                |                 |              |                |       |       |
| Kwara                      | 25152.71        | 25862.13       | 25000           | 35000        | 35000          | 89.19 | 0     |
| Lagos                      | 28117.72        | 28724.6        | 28784.93        | 30000        | 30000          | 13.21 | 0     |
| Nassarawa                  |                 |                |                 |              |                |       |       |
| Niger                      | 21028.95        | 21028.95       | 21028.95        | 26779        | 26779.4        | 29.5  | 0     |
| Ogun                       |                 |                |                 |              |                |       |       |
| Ondo                       | 25000           | 26271.68       | 26326.85        | 26382        | 26382.1        | 1.47  | 0     |
| Osun                       |                 |                |                 |              |                |       |       |
| Oyo                        | 22547.25        | 27045          | 30000           | 30000        | 30000          | 52.87 | 0     |
| Plateau                    | 20084.09        | 24054.36       | 24104.88        | 25550        | 25550.2        | 7.53  | 0     |
| Rivers                     | 25052.5         | 24425.55       | 24476.84        | 28000        | 28000          | 0     | 0     |
| Sokoto                     | 27150.23        | 25828          | 27000           | 30000        | 29500.1        | 34.09 | -1.67 |
| Taraba                     | 25052.5         | 25052.5        | 35000           | 35000        | 35000          | 40    | 0     |
| Yobe                       |                 |                |                 |              |                |       |       |
| Zamfara                    |                 |                |                 |              |                |       |       |
| <b>STATES' AVERAGE NGN</b> | <b>24662.08</b> | <b>25483.6</b> | <b>27051.62</b> | <b>30748</b> | <b>30793.4</b> |       |       |
| <b>Month-on-Month %</b>    | <b>3.11</b>     | <b>3.33</b>    | <b>6.15</b>     | <b>13.66</b> | <b>0.15</b>    |       |       |
| <b>Year-on-Year %</b>      |                 |                |                 |              | <b>31.33</b>   |       |       |

# Appendix

## Average Transport Fare Across States - States Bus Journey Within

| STATE                      | Sep-16       | Oct-16        | Nov-16        | Dec-16        | Jan-17         | YoY %  | MoM %  |
|----------------------------|--------------|---------------|---------------|---------------|----------------|--------|--------|
| Abia                       | 114.29       | 109.37        | 128.57        | 130.52        | 130.65         | 61.87  | 0.1    |
| Abuja                      | 125          | 185.74        | 250           | 300           | 290.55         | 481.1  | -3.15  |
| Adamawa                    | 90           | 92.26         | 100           | 250           | 200            | 150    | -20    |
| Akwa Ibom                  | 100          | 114.01        | 150           | 167.5         | 132.5          | 32.5   | -20.9  |
| Anambra                    | 103.75       | 82.15         | 95.76         | 125.55        | 100            | 62.96  | -20.35 |
| Bauchi                     | 70.21        | 75            | 75            | 85            | 70             | 40     | -17.65 |
| Bayelsa                    | 70.21        | 75            | 75            | 85            | 70             | 40     | -17.65 |
| Benue                      | 66.67        | 101.55        | 111.55        | 147.5         | 127.5          | 155    | -13.56 |
| Borno                      | 62.5         | 51.69         | 75            | 85            | 50             | 25     | -41.18 |
| Cross River                | 203.75       | 209.8         | 218.75        | 253.75        | 210            | 93.85  | -17.24 |
| Delta                      | 149.31       | 149.31        | 186.43        | 196.43        | 153.33         | 51.44  | -21.94 |
| Ebonyi                     | 105.79       | 105.45        | 105.25        | 150.25        | 120.75         | 17.8   | -19.63 |
| Edo                        | 120          | 120           | 120           | 130           | 125            | 13.64  | -3.85  |
| Ekiti                      | 105.05       | 103.02        | 100.63        | 150.25        | 127.33         | 69.78  | -15.25 |
| Enugu                      | 99.26        | 80.95         | 110.12        | 110.12        | 73.68          | 13.36  | -33.09 |
| Gombe                      | 68.77        | 67.65         | 75.65         | 105.87        | 99.89          | 81.62  | -5.65  |
| Imo                        | 103.02       | 94.96         | 119.87        | 120.87        | 105.63         | 16.28  | -12.61 |
| Jigawa                     | 129.35       | 124.3         | 130           | 262.5         | 160            | 65.52  | -39.05 |
| Kaduna                     | 120.25       | 120.25        | 153.33        | 165           | 175            | 118.75 | 6.06   |
| Kano                       | 103.4        | 100.57        | 111.67        | 150.25        | 132.5          | 78.65  | -11.81 |
| Katsina                    | 94.83        | 113.20        | 233.33        | 233.33        | 100.00         | -13.04 | -57.14 |
| Kebbi                      | 70.59        | 70.59         | 77.5          | 105.22        | 101.67         | 103.33 | -3.38  |
| Kogi                       | 50.21        | 50.75         | 52.45         | 100.75        | 100            | 100    | -0.74  |
| Kwara                      | 75           | 101.31        | 100           | 200           | 125            | 66.67  | -37.5  |
| Lagos                      | 141.92       | 140.95        | 168.5         | 178.5         | 150.59         | 21.28  | -15.64 |
| Nassarawa                  | 115.51       | 115.51        | 115.36        | 180.58        | 150            | 50     | -16.93 |
| Niger                      | 100          | 100           | 100           | 120           | 100            | 47.06  | -16.67 |
| Ogun                       | 131.23       | 135           | 136.55        | 200           | 150.11         | 93.69  | -24.95 |
| Ondo                       | 100.25       | 102.55        | 108.22        | 140.55        | 120.55         | 63.85  | -14.23 |
| Osun                       | 85.54        | 85.54         | 100.25        | 120.5         | 111.11         | 35.71  | -7.79  |
| Oyo                        | 101.96       | 118.58        | 118.78        | 158.58        | 143.64         | 125.31 | -9.42  |
| Plateau                    | 90.19        | 88.65         | 116.67        | 126.67        | 110            | 25.71  | -13.16 |
| Rivers                     | 100          | 104.44        | 105.68        | 156.07        | 128.33         | 28.33  | -17.77 |
| Sokoto                     | 75.16        | 75.55         | 80            | 85            | 75             | 49.25  | -11.76 |
| Taraba                     | 57.18        | 58.78         | 75            | 80.68         | 75             | 50     | -7.04  |
| Yobe                       | 58.32        | 59.32         | 60.32         | 75.24         | 65             | 30     | -13.61 |
| Zamfara                    | 57.89        | 58.83         | 59.26         | 90.26         | 84.29          | 53.25  | -6.62  |
| <b>STATES' AVERAGE NGN</b> | <b>97.74</b> | <b>101.15</b> | <b>116.23</b> | <b>149.28</b> | <b>122.83</b>  |        |        |
| <b>Month-on-Month %</b>    | <b>5.48</b>  | <b>3.49</b>   | <b>14.91</b>  | <b>28.44</b>  | <b>(17.72)</b> |        |        |
| <b>Year-on-Year %</b>      |              |               |               |               | <b>58.35</b>   |        |        |



# Appendix

## Average Transport Fare Across States - States Bus Journey Within

| STATE                      | Jan-16       | Feb-16       | Mar-16        | Apr-16       | May-16       | Jun-16        | Jul-16       | Aug-16       |
|----------------------------|--------------|--------------|---------------|--------------|--------------|---------------|--------------|--------------|
| Abia                       | 80.71        | 87.77        | 73.81         | 96.67        | 84.71        | 73.82         | 73.82        | 121.61       |
| Abuja                      | 50           | 50.11        | 75            | 87.5         | 75           | 75            | 75           | 83.33        |
| Adamawa                    | 80           | 80.17        | 67.5          | 67.5         | 100          | 70            | 70           | 70.15        |
| Akwa Ibom                  | 100          | 100          | 150           | 150          | 100          | 100           | 100          | 150          |
| Anambra                    | 61.36        | 55.42        | 57.08         | 69.83        | 70.56        | 66.06         | 64.32        | 65.58        |
| Bauchi                     | 127.5        | 60           | 75            | 70           | 92.5         | 85            | 70           | 70.11        |
| Bayelsa                    | 50           | 60           | 75            | 70           | 92.5         | 85            | 70           | 70.11        |
| Benue                      | 50           | 50           | 50            | 71.25        | 66.67        | 66.67         | 66.67        | 66.67        |
| Borno                      | 40           | 47.5         | 40            | 46.67        | 49           | 43.75         | 47.5         | 50           |
| Cross River                | 108.33       | 157.5        | 183.75        | 150          | 186.9        | 190           | 195          | 200          |
| Delta                      | 101.25       | 86.43        | 70            | 96.67        | 96.67        | 96.67         | 149          | 149          |
| Ebonyi                     | 102.5        | 102.5        | 102.25        | 102.05       | 103.5        | 105.66        | 105.86       | 105.76       |
| Edo                        | 110          | 100          | 115.5         | 117.5        | 100          | 100           | 100          | 120          |
| Ekiti                      | 75           | 102.5        | 105.69        | 104.25       | 105.71       | 100.93        | 100          | 104.75       |
| Enugu                      | 65           | 69.67        | 61.62         | 81.29        | 63.21        | 70.43         | 70.43        | 70.43        |
| Gombe                      | 55           | 57.55        | 51.67         | 51.77        | 56.83        | 55.91         | 62.52        | 61.5         |
| Imo                        | 90.83        | 79.79        | 79.79         | 93.33        | 87.77        | 87.77         | 87.77        | 91.15        |
| Jigawa                     | 96.67        | 92.5         | 95            | 90           | 90           | 90            | 90           | 90           |
| Kaduna                     | 80           | 79.75        | 78.75         | 101.25       | 125          | 120.29        | 120.25       | 120.25       |
| Kano                       | 74.17        | 73.33        | 72.5          | 77.5         | 76.67        | 100           | 100          | 102          |
| Katsina                    | 115.00       | 200.00       | 100.00        | 100.00       | 115.00       | 100.00        | 100.00       | 100.00       |
| Kebbi                      | 50           | 50           | 75            | 50           | 50           | 55            | 50           | 50           |
| Kogi                       | 50           | 50           | 50            | 50           | 50           | 50.55         | 50           | 50.11        |
| Kwara                      | 75           | 100          | 75            | 75           | 100          | 102           | 75           | 75           |
| Lagos                      | 124.17       | 124.31       | 124.44        | 128.44       | 141.92       | 141.92        | 141.92       | 141.92       |
| Nassarawa                  | 100          | 100          | 100           | 100          | 100          | 100           | 100          | 115          |
| Niger                      | 68           | 100          | 100           | 100          | 100          | 100           | 100          | 100          |
| Ogun                       | 77.5         | 85           | 77.5          | 81.25        | 120.83       | 120.83        | 120.83       | 120.83       |
| Ondo                       | 73.57        | 91.96        | 65            | 69.64        | 65.83        | 100           | 100          | 100          |
| Osun                       | 81.88        | 81.46        | 88.57         | 80.25        | 86.94        | 83.33         | 87.64        | 85.36        |
| Oyo                        | 63.75        | 62.5         | 69.17         | 85.58        | 85.58        | 85.58         | 85.58        | 101.75       |
| Plateau                    | 87.5         | 77.08        | 85            | 87.5         | 92.5         | 86.25         | 85.5         | 90           |
| Rivers                     | 100          | 100          | 100           | 100          | 100          | 100           | 100          | 100          |
| Sokoto                     | 50.25        | 50.25        | 60            | 60           | 60           | 60            | 60           | 60           |
| Taraba                     | 50           | 50.08        | 57.5          | 55.75        | 60           | 60            | 58.99        | 59.55        |
| Yobe                       | 50           | 50.89        | 50.87         | 50.85        | 50.25        | 52.25         | 55.25        | 57.75        |
| Zamfara                    | 55           | 55.78        | 57.83         | 58.85        | 55.93        | 56.78         | 57.55        | 58.83        |
| <b>STATES' AVERAGE NGN</b> | <b>77.57</b> | <b>81.67</b> | <b>81.51</b>  | <b>84.54</b> | <b>88.05</b> | <b>87.5</b>   | <b>87.74</b> | <b>92.66</b> |
| <b>Month-on-Month %</b>    |              | <b>5.29</b>  | <b>(0.20)</b> | <b>3.73</b>  | <b>4.15</b>  | <b>(0.63)</b> | <b>0.28</b>  | <b>5.61</b>  |
| <b>Year-on-Year %</b>      |              |              |               |              |              |               |              |              |

# Appendix

## -Average Transport Fare Across States - States Bus Journey Intercity

| STATE                      | Jan-16         | Feb-16         | Mar-16         | Apr-16        | May-16        | Jun-16         | Jul-16         | Aug-16         |
|----------------------------|----------------|----------------|----------------|---------------|---------------|----------------|----------------|----------------|
| Abia                       | 580.56         | 408.73         | 416.96         | 535.42        | 463.1         | 503.33         | 560.33         | 428.57         |
| Abuja                      | 1600           | 1600           | 2500           | 2500          | 2500          | 5000           | 5000           | 4600           |
| Adamawa                    | 1700           | 1703.57        | 2058.33        | 2058.33       | 1500          | 1500           | 1500           | 1450           |
| Akwa Ibom                  | 666.67         | 625            | 666.67         | 633.33        | 800           | 725            | 830            | 775            |
| Anambra                    | 566.67         | 510.42         | 520            | 659.09        | 560.42        | 589.58         | 550            | 630            |
| Bauchi                     | 1000           | 1000           | 1000           | 1000          | 1275          | 1000           | 1016.67        | 1000           |
| Bayelsa                    | 780.23         | 712.5          | 850            | 887.5         | 641.67        | 775            | 850            | 875            |
| Benue                      | 2000           | 2000           | 2000           | 2000          | 1875          | 1875           | 1875           | 1368.18        |
| Borno                      | 1500           | 1500           | 1500           | 1500          | 1500          | 1750           | 1500           | 1587.5         |
| Cross River                | 1133.75        | 1400           | 1195.83        | 1370          | 1200          | 1200           | 1200           | 1200           |
| Delta                      | 640.63         | 640.63         | 680            | 688.75        | 950           | 812.5          | 812.5          | 812.5          |
| Ebonyi                     | 512.5          | 637.5          | 512.5          | 656.67        | 637.5         | 633.33         | 631.25         | 614.58         |
| Edo                        | 1025           | 875            | 887            | 975.83        | 950           | 920            | 895.24         | 1141.67        |
| Ekiti                      | 1307.78        | 1463.54        | 1322.22        | 1303.13       | 1459.38       | 1516.67        | 1571.88        | 1500           |
| Enugu                      | 705.71         | 705.71         | 705.71         | 733.5         | 733.5         | 733.5          | 733.5          | 733.5          |
| Gombe                      | 591.67         | 591.67         | 585            | 611.67        | 611.67        | 662.5          | 850            | 850            |
| Imo                        | 745.71         | 632.4          | 632.4          | 769.64        | 734.55        | 734.55         | 734.55         | 734.55         |
| Jigawa                     | 523.86         | 551.39         | 775            | 675           | 645.45        | 668.18         | 644.44         | 644.44         |
| Kaduna                     | 819.29         | 713.54         | 1060           | 1025          | 1073.21       | 1212.5         | 1039.58        | 1033.04        |
| Kano                       | 632.5          | 684.52         | 700            | 695.83        | 689.52        | 780.95         | 773.81         | 771.25         |
| Katsina                    | 583.33         | 505.00         | 616.67         | 616.67        | 566.67        | 587.50         | 650.00         | 626.67         |
| Kebbi                      | 966.67         | 1000           | 1000           | 1057.14       | 1000          | 1000           | 1075           | 1088.33        |
| Kogi                       | 1666.67        | 2000           | 2000           | 1750          | 1785          | 1712.5         | 1712.5         | 1500           |
| Kwara                      | 1250           | 1550           | 1550           | 1550          | 1500          | 1338.75        | 1338.75        | 1338.75        |
| Lagos                      | 1550.79        | 1738.07        | 1827.08        | 1794.44       | 1794.44       | 1705           | 1785.91        | 2038.89        |
| Nassarawa                  | 600            | 600            | 600            | 620.35        | 620.35        | 700            | 700            | 700            |
| Niger                      | 1833.33        | 1708.33        | 1800           | 1800          | 1858.33       | 1858.33        | 1858.33        | 1858.33        |
| Ogun                       | 1477.08        | 1292.22        | 1270           | 1278.46       | 1240.48       | 1141.67        | 1109.52        | 1109.52        |
| Ondo                       | 1542.05        | 1691.29        | 1635           | 1697.5        | 1645.83       | 1686.67        | 1698.57        | 1642.86        |
| Osun                       | 1415           | 1616.82        | 1622.5         | 1423.93       | 1423.93       | 1423.93        | 1423.93        | 1538.61        |
| Oyo                        | 770.83         | 942.61         | 942.61         | 942.61        | 951.59        | 943.33         | 918.75         | 1000.5         |
| Plateau                    | 1587.5         | 1500           | 1512.5         | 1512.5        | 1625          | 1162.5         | 1120.35        | 1120.35        |
| Rivers                     | 1406.25        | 1471.43        | 1467.5         | 1487.5        | 1487.5        | 1586.67        | 1606.67        | 1626.67        |
| Sokoto                     | 1200           | 1202.52        | 1202.52        | 1202.52       | 1202.52       | 1350           | 1350           | 1591.67        |
| Taraba                     | 1437.5         | 1490           | 1402.08        | 1562.5        | 1522.5        | 1562.5         | 1556.5         | 1500.21        |
| Yobe                       | 1100           | 1250           | 1150           | 1150          | 1150          | 1150           | 1150           | 1175           |
| Zamfara                    | 981.67         | 945.83         | 1037.5         | 1027.57       | 1052.86       | 1072.86        | 1050.22        | 1050.72        |
| <b>STATES' AVERAGE NGN</b> | <b>1091.92</b> | <b>1120.55</b> | <b>1167.66</b> | <b>1182.5</b> | <b>1168.3</b> | <b>1231.75</b> | <b>1234.43</b> | <b>1223.16</b> |
| <b>Month-on-Month %</b>    |                | <b>2.62</b>    | <b>4.20</b>    | <b>1.27</b>   | <b>(1.20)</b> | <b>5.43</b>    | <b>0.22</b>    | <b>(0.91)</b>  |
| <b>Year-on-Year %</b>      |                |                |                |               |               |                |                |                |

# Appendix

## -Average Transport Fare Across States - States Bus Journey Intercity

| STATE                      | Sep-16         | Oct-16         | Nov-16         | Dec-16         | Jan-17         | YoY %  | MoM %  |
|----------------------------|----------------|----------------|----------------|----------------|----------------|--------|--------|
| Abia                       | 450.65         | 593.09         | 407.14         | 628.57         | 593.33         | 2.2    | -5.61  |
| Abuja                      | 4675           | 4567.74        | 5000           | 5333.33        | 4960           | 210    | -7     |
| Adamawa                    | 1450           | 1450           | 1450.98        | 3500           | 3500.45        | 105.91 | 0.01   |
| Akwa Ibom                  | 1133.33        | 718.29         | 830            | 1133.33        | 900            | 35     | -20.59 |
| Anambra                    | 900            | 811.63         | 806.25         | 1100           | 900            | 58.82  | -18.18 |
| Bauchi                     | 1000           | 1248.7         | 1000           | 1412.5         | 1157.14        | 15.71  | -18.08 |
| Bayelsa                    | 850.67         | 802.09         | 725            | 966.67         | 850            | 8.94   | -12.07 |
| Benue                      | 1571.43        | 1571.43        | 2000           | 2200           | 1650           | -17.5  | -25    |
| Borno                      | 1500           | 1500           | 1500           | 2000           | 2100           | 40     | 5      |
| Cross River                | 1480.36        | 1317.79        | 1316.29        | 1364.29        | 1180           | 4.08   | -13.51 |
| Delta                      | 812.5          | 812.5          | 1100           | 1200           | 1110           | 73.27  | -7.5   |
| Ebonyi                     | 823.14         | 725.5          | 725.5          | 833.33         | 700            | 36.59  | -16    |
| Edo                        | 1144.06        | 1188.6         | 950.75         | 1243.75        | 970            | -5.37  | -22.01 |
| Ekiti                      | 1507.35        | 1512.78        | 1419.29        | 1863.33        | 1490.91        | 14     | -19.99 |
| Enugu                      | 1001.15        | 1000.07        | 1031.96        | 1422.5         | 1053.13        | 49.23  | -25.97 |
| Gombe                      | 1002.86        | 1200.5         | 1345           | 1500.22        | 1350           | 128.17 | -10.01 |
| Imo                        | 1009.53        | 1009.53        | 1009.53        | 1207.14        | 976.67         | 30.97  | -19.09 |
| Jigawa                     | 809.08         | 851.39         | 747.92         | 1047.92        | 972.73         | 85.68  | -7.18  |
| Kaduna                     | 1330.3         | 1099.22        | 944.44         | 1245.83        | 1190.91        | 45.36  | -4.41  |
| Kano                       | 954.16         | 783.53         | 783.33         | 885.35         | 863.64         | 36.54  | -2.45  |
| Katsina                    | 940.02         | 797.15         | 637.50         | 650.25         | 742.86         | 27.35  | 14.24  |
| Kebbi                      | 1137.2         | 1183.27        | 1016.67        | 1350           | 1275           | 31.9   | -5.56  |
| Kogi                       | 1503.15        | 1637.61        | 1637.71        | 1750           | 1666.67        | 0      | -4.76  |
| Kwara                      | 1338.75        | 1500.1         | 1500.1         | 2150           | 1800.75        | 44.06  | -16.24 |
| Lagos                      | 2043.17        | 1819.48        | 1819.48        | 2443.17        | 2207.14        | 42.32  | -9.66  |
| Nassarawa                  | 700            | 725.9          | 750.85         | 1033.33        | 950            | 58.33  | -8.06  |
| Niger                      | 1858.33        | 1942.17        | 1942.17        | 1992.17        | 1816.67        | -0.91  | -8.81  |
| Ogun                       | 1109.52        | 1349.99        | 1349.99        | 1550.56        | 1350           | -8.6   | -12.93 |
| Ondo                       | 1649.46        | 1661.32        | 1677.5         | 1807.5         | 1515.38        | -1.73  | -16.16 |
| Osun                       | 1538.61        | 1538.7         | 1538.78        | 1638.61        | 1576.47        | 11.41  | -3.79  |
| Oyo                        | 1150.25        | 1150.25        | 1150.25        | 1550.25        | 980            | 27.14  | -36.78 |
| Plateau                    | 1120.35        | 1125.22        | 1125.22        | 1500.33        | 1200           | -24.41 | -20.02 |
| Rivers                     | 1646.67        | 1635.65        | 1850.27        | 2050.27        | 1535.71        | 9.21   | -25.1  |
| Sokoto                     | 1591.67        | 1547           | 1575.47        | 1747           | 1600           | 33.33  | -8.41  |
| Taraba                     | 1550.21        | 1565.55        | 1500.21        | 1800.54        | 1744.44        | 21.35  | -3.12  |
| Yobe                       | 1151.16        | 1199.48        | 1199.98        | 1450           | 1233.33        | 12.12  | -14.94 |
| Zamfara                    | 1150.22        | 1150.88        | 1150.24        | 1800.15        | 1270           | 29.37  | -29.45 |
| <b>STATES' AVERAGE NGN</b> | <b>1313.09</b> | <b>1305.25</b> | <b>1311.24</b> | <b>1631.14</b> | <b>1430.63</b> |        |        |
| <b>Month-on-Month %</b>    | <b>7.35</b>    | <b>(0.60)</b>  | <b>0.46</b>    | <b>24.40</b>   | <b>(12.29)</b> |        |        |
| <b>Year-on-Year %</b>      |                |                |                |                | <b>31.02</b>   |        |        |

# Appendix

## Average Transport Fare Across States - Journey by Motorcycle (Okada) Per Drop

| STATE                      | Jan-16       | Feb-16        | Mar-16       | Apr-16       | May-16       | Jun-16       | Jul-16        | Aug-16       |
|----------------------------|--------------|---------------|--------------|--------------|--------------|--------------|---------------|--------------|
| Abia                       | 132.78       | 103.89        | 105          | 124.33       | 128.94       | 102.92       | 107.5         | 108.13       |
| Abuja                      | 55           | 55            | 55           | 60           | 57.5         | 62.5         | 62.5          | 57.5         |
| Adamawa                    | 60           | 60.13         | 70           | 70.15        | 70.29        | 70.44        | 70.59         | 70.74        |
| Akwa Ibom                  | 145          | 150           | 153.33       | 195.83       | 155          | 161.67       | 160.33        | 153.33       |
| Anambra                    | 69.58        | 67.08         | 70           | 102.33       | 78.06        | 79.17        | 77.92         | 99.17        |
| Bauchi                     | 125          | 120           | 137.5        | 127.5        | 120          | 120          | 120           | 120          |
| Bayelsa                    | 75           | 66.67         | 52           | 80           | 78.75        | 86.67        | 75            | 61.07        |
| Benue                      | 70           | 78.33         | 103.75       | 70           | 78.13        | 78.89        | 72.08         | 95           |
| Borno                      | 50           | 50.11         | 50.21        | 87.5         | 50           | 75           | 50            | 50           |
| Cross River                | 166.67       | 133.75        | 135.83       | 138.89       | 124.72       | 121.67       | 115.83        | 140          |
| Delta                      | 71.25        | 90.42         | 77.5         | 73           | 78.75        | 79.29        | 74.29         | 74.33        |
| Ebonyi                     | 73.75        | 68.33         | 69.17        | 93.33        | 92.5         | 86.67        | 74.17         | 77.92        |
| Edo                        | 81           | 81            | 122.5        | 127.5        | 130          | 130          | 130           | 130          |
| Ekiti                      | 54.74        | 53.58         | 53.13        | 76.16        | 63.92        | 61.38        | 54.77         | 63.47        |
| Enugu                      | 97.5         | 86.25         | 120          | 119.38       | 119.38       | 119.38       | 119.38        | 114.12       |
| Gombe                      | 65.83        | 60            | 71.79        | 76.67        | 85.83        | 78.75        | 81.25         | 84.58        |
| Imo                        | 104.78       | 96.67         | 114.43       | 113.33       | 106.25       | 105.71       | 124.86        | 121.57       |
| Jigawa                     | 58.75        | 58.75         | 58.75        | 95.68        | 78.75        | 78.75        | 65.68         | 77.92        |
| Kaduna                     | 63.83        | 69.38         | 52.92        | 59.5         | 57.92        | 65.19        | 61.5          | 67.07        |
| Kano                       | 58.18        | 87.5          | 84           | 82.26        | 52.5         | 59.38        | 58.33         | 83.33        |
| Katsina                    | 46.5         | 42.5          | 51.46        | 55.67        | 47.5         | 55.34        | 51.67         | 47.5         |
| Kebbi                      | 55.57        | 55.5          | 59.76        | 69.76        | 60.08        | 58.79        | 58.75         | 52.5         |
| Kogi                       | 62           | 61.17         | 64           | 63.14        | 65.24        | 65.93        | 62            | 72.86        |
| Kwara                      | 50           | 50            | 51.67        | 60.33        | 55.67        | 67.25        | 58.81         | 55.24        |
| Lagos                      | 92.73        | 90.52         | 91.88        | 109.33       | 96.02        | 99.29        | 92.5          | 92.78        |
| Nassarawa                  | 53.89        | 51.25         | 50           | 60.14        | 75.54        | 54.29        | 62.86         | 57.32        |
| Niger                      | 42.5         | 45.95         | 46.67        | 50.83        | 48.5         | 50.71        | 54.17         | 55.28        |
| Ogun                       | 74           | 74            | 76.08        | 76.08        | 76.08        | 69.75        | 71            | 81.85        |
| Ondo                       | 85.81        | 97.32         | 98.75        | 101.74       | 100          | 100          | 100           | 100          |
| Osun                       | 69           | 96.25         | 91           | 111.82       | 101.53       | 101.53       | 101.53        | 111.28       |
| Oyo                        | 57.2         | 70.85         | 59.57        | 77.55        | 71.88        | 62.78        | 65.21         | 82.78        |
| Plateau                    | 56           | 52            | 50           | 52           | 53.57        | 52.5         | 51            | 57.86        |
| Rivers                     | 153.75       | 154.17        | 150          | 150          | 153.33       | 152.5        | 159.58        | 150          |
| Sokoto                     | 60           | 60.13         | 60           | 70           | 72.5         | 72.5         | 70            | 87           |
| Taraba                     | 65.42        | 62.5          | 60           | 68.75        | 67.17        | 75           | 75            | 75           |
| Yobe                       | 40           | 40.08         | 50           | 50.11        | 50.21        | 50.32        | 50.42         | 50           |
| Zamfara                    | 50           | 50            | 50           | 60.56        | 60.56        | 60.56        | 65.22         | 65.22        |
| <b>STATES' AVERAGE NGN</b> | <b>75.49</b> | <b>75.43</b>  | <b>78.85</b> | <b>88.14</b> | <b>82.77</b> | <b>83.04</b> | <b>81.23</b>  | <b>84.96</b> |
| <b>Month-on-Month %</b>    |              | <b>(0.07)</b> | <b>4.5</b>   | <b>11.7</b>  | <b>(6.0)</b> | <b>0.32</b>  | <b>(2.17)</b> | <b>4.59</b>  |
| <b>Year-on-Year %</b>      |              |               |              |              |              |              |               |              |

# Appendix

## Average Transport Fare Across States - Journey by Motorcycle (Okada) Per Drop

| STATE                      | Sep-16      | Oct-16       | Nov-16       | Dec-16        | Jan-17         | YoY %  | MoM %  |
|----------------------------|-------------|--------------|--------------|---------------|----------------|--------|--------|
| Abia                       | 116.43      | 141.19       | 129.44       | 152.78        | 155.38         | 17.03  | 1.71   |
| Abuja                      | 72.5        | 80.63        | 85           | 87.5          | 82.5           | 50     | -5.71  |
| Adamawa                    | 70.89       | 70           | 70           | 70.15         | 70.45          | 17.42  | 0.43   |
| Akwa Ibom                  | 160         | 187.17       | 162.5        | 164.17        | 158.75         | 9.48   | -3.3   |
| Anambra                    | 80          | 100.12       | 100.12       | 130.12        | 110            | 58.08  | -15.46 |
| Bauchi                     | 120.25      | 120          | 124.17       | 183.33        | 150            | 20     | -18.18 |
| Bayelsa                    | 50          | 56.32        | 75           | 75            | 64             | -14.67 | -14.67 |
| Benue                      | 85.42       | 117.55       | 119.55       | 120.55        | 116.36         | 66.23  | -3.48  |
| Borno                      | 50          | 59.96        | 75           | 100           | 80             | 60     | -20    |
| Cross River                | 117.5       | 112.17       | 120.83       | 143.96        | 116            | -30.4  | -19.42 |
| Delta                      | 74.49       | 90.42        | 90.42        | 94.38         | 80             | 12.28  | -15.23 |
| Ebonyi                     | 107.03      | 107.03       | 107.03       | 120.54        | 112.86         | 53.03  | -6.37  |
| Edo                        | 130         | 130          | 152.25       | 172.25        | 154.67         | 90.95  | -10.21 |
| Ekiti                      | 63.6        | 65.37        | 65.37        | 65.37         | 53.89          | -1.56  | -17.56 |
| Enugu                      | 123.35      | 126.62       | 120.28       | 130           | 116            | 18.97  | -10.77 |
| Gombe                      | 73.92       | 80.24        | 74           | 85            | 77.5           | 17.72  | -8.82  |
| Imo                        | 119.85      | 120.68       | 131.29       | 145.58        | 132.35         | 26.32  | -9.08  |
| Jigawa                     | 71.43       | 62.3         | 71.67        | 88.75         | 75.71          | 28.88  | -14.69 |
| Kaduna                     | 81.13       | 63.92        | 67.88        | 72.5          | 56             | -12.27 | -22.76 |
| Kano                       | 82.28       | 96.24        | 62.73        | 95.28         | 79.23          | 36.18  | -16.84 |
| Katsina                    | 72.93       | 59.67        | 64.38        | 68.58         | 59.23          | 27.38  | -13.63 |
| Kebbi                      | 59.94       | 50.34        | 71.11        | 71.11         | 64.38          | 15.85  | -9.47  |
| Kogi                       | 73.18       | 75.94        | 89.29        | 100           | 74             | 19.35  | -26    |
| Kwara                      | 55.35       | 67.85        | 82.14        | 82.14         | 68.57          | 37.14  | -16.52 |
| Lagos                      | 92.97       | 98.8         | 92.86        | 150.9         | 120            | 29.41  | -20.48 |
| Nassarawa                  | 57.44       | 87.77        | 87.77        | 90.77         | 75             | 39.18  | -17.37 |
| Niger                      | 55.39       | 67.52        | 67.55        | 87.52         | 65             | 52.94  | -25.73 |
| Ogun                       | 82.02       | 84.8         | 81.86        | 89.92         | 88.33          | 19.37  | -1.77  |
| Ondo                       | 100         | 100          | 100          | 155.25        | 126.47         | 47.39  | -18.54 |
| Osun                       | 111.51      | 118.77       | 118.77       | 128.77        | 117.22         | 69.89  | -8.97  |
| Oyo                        | 82.95       | 72.61        | 73.18        | 73.18         | 62.38          | 9.06   | -14.76 |
| Plateau                    | 57.98       | 61.19        | 82           | 83.33         | 53.33          | -4.76  | -36    |
| Rivers                     | 150.32      | 150.32       | 150.32       | 200.32        | 153.85         | 0.06   | -23.2  |
| Sokoto                     | 86.88       | 80.64        | 90.69        | 100.54        | 75.71          | 26.19  | -24.69 |
| Taraba                     | 75          | 98.74        | 98.74        | 116.25        | 100.25         | 53.25  | -13.76 |
| Yobe                       | 50.42       | 50.42        | 50.42        | 81.97         | 75.55          | 88.88  | -7.83  |
| Zamfara                    | 67.49       | 67.49        | 73.81        | 83.81         | 65.29          | 30.59  | -22.09 |
| <b>STATES' AVERAGE NGN</b> | <b>86</b>   | <b>91.37</b> | <b>94.04</b> | <b>109.77</b> | <b>94.22</b>   |        |        |
| <b>Month-on-Month %</b>    | <b>1.21</b> | <b>6.25</b>  | <b>2.92</b>  | <b>16.73</b>  | <b>(14.17)</b> |        |        |
| <b>Year-on-Year %</b>      |             |              |              |               | <b>24.82</b>   |        |        |

# Appendix

## Average Transport Fare Across States - Waterway Passenger Transport

| STATE                      | Jan-16        | Feb-16        | Mar-16        | Apr-16        | May-16        | Jun-16        | Jul-16        | Aug-16        |
|----------------------------|---------------|---------------|---------------|---------------|---------------|---------------|---------------|---------------|
| Abia                       | 350.23        | 352.05        | 353.88        | 355.72        | 357.57        | 359.43        | 361.3         | 363.18        |
| Abuja                      | 160.43        | 160.77        | 161.1         | 161.44        | 161.78        | 162.12        | 162.46        | 162.8         |
| Adamawa                    | 350.66        | 351.4         | 325           | 325.68        | 326.37        | 327.05        | 327.74        | 328.43        |
| Akwa Ibom                  | 850           | 1100          | 1200          | 1400          | 1500          | 850           | 1000          | 1200          |
| Anambra                    | 400.21        | 401.05        | 401.89        | 402.74        | 403.58        | 404.43        | 405.28        | 406.13        |
| Bauchi                     | 2008.3        | 1891.7        | 1845          | 2005          | 1832.1        | 1616.7        | 1775          | 1780          |
| Bayelsa                    | 389.23        | 390.05        | 390.87        | 391.69        | 392.51        | 393.33        | 394.16        | 394.99        |
| Benue                      | 300           | 300           | 300           | 500           | 425           | 350           | 350           | 350           |
| Borno                      | 100.65        | 106.41        | 102.17        | 111.73        | 108.7         | 117.31        | 114.14        | 123.18        |
| Cross River                | 1500          | 1500          | 1500          | 1500          | 1375          | 1500          | 1350          | 1425          |
| Delta                      | 2000          | 1550          | 1525          | 1550          | 2000          | 1625          | 1500          | 1550          |
| Ebonyi                     | 370.25        | 371.03        | 371.81        | 372.59        | 373.37        | 374.15        | 374.94        | 375.73        |
| Edo                        | 500           | 501.05        | 502.1         | 503.16        | 504.21        | 505.27        | 506.33        | 507.4         |
| Ekiti                      | 400.34        | 401.18        | 402.02        | 402.87        | 403.71        | 404.56        | 405.41        | 406.26        |
| Enugu                      | 380           | 380.8         | 381.6         | 382.4         | 381.6         | 381.6         | 381.6         | 381.6         |
| Gombe                      | 100           | 100.21        | 100.42        | 100.63        | 100.84        | 101.05        | 101.27        | 101.48        |
| Imo                        | 400           | 400           | 400           | 400           | 400           | 400           | 400           | 400           |
| Jigawa                     | 410.33        | 411.19        | 412.06        | 500           | 501.05        | 502.1         | 503.16        | 504.21        |
| Kaduna                     | 100           | 100.21        | 100.42        | 100.63        | 100.84        | 101.05        | 101.27        | 105           |
| Kano                       | 325.89        | 326.78        | 327.68        | 328.58        | 329.48        | 330.38        | 331.28        | 332.19        |
| Katsina                    | 400.56        | 401.4         | 402.24        | 403.09        | 403.94        | 404.78        | 405.63        | 406.49        |
| Kebbi                      | 250           | 250.53        | 300           | 300.63        | 270.89        | 250           | 300.87        | 310           |
| Kogi                       | 200.34        | 200           | 200           | 200.42        | 300           | 300.63        | 301.26        | 301.89        |
| Kwara                      | 350           | 350.74        | 351.47        | 352.21        | 352.95        | 353.69        | 354.43        | 355.18        |
| Lagos                      | 350           | 350           | 425           | 416.67        | 462.5         | 475           | 425           | 425           |
| Nassarawa                  | 421.56        | 422.45        | 423.33        | 424.22        | 425.11        | 426.01        | 426.9         | 427.8         |
| Niger                      | 270.54        | 271.11        | 271.68        | 272.25        | 272.82        | 273.39        | 273.97        | 274.54        |
| Ogun                       | 400           | 425           | 400           | 450           | 450           | 450           | 450           | 466.67        |
| Ondo                       | 350           | 350           | 400           | 550           | 475           | 450           | 450           | 500           |
| Osun                       | 380.23        | 381.03        | 381.83        | 382.63        | 383.43        | 384.24        | 385.05        | 385.85        |
| Oyo                        | 400.11        | 400.95        | 401.79        | 402.64        | 403.48        | 404.33        | 405.18        | 406.03        |
| Plateau                    | 200           | 200           | 200           | 200.42        | 200.84        | 201.26        | 201.69        | 202.11        |
| Rivers                     | 1333.3        | 1350          | 1700          | 1700          | 1750          | 1650          | 1766.7        | 1725          |
| Sokoto                     | 430.45        | 431.35        | 432.26        | 433.17        | 434.08        | 434.99        | 435.9         | 436.82        |
| Taraba                     | 300.43        | 301.06        | 325           | 325.68        | 326.37        | 327.05        | 327.74        | 328.43        |
| Yobe                       | 250.12        | 255.75        | 269.85        | 280.76        | 257.03        | 308.22        | 310.47        | 320.54        |
| Zamfara                    | 240           | 240           | 240.5         | 241.01        | 241.52        | 242.02        | 283.97        | 283.97        |
| <b>STATES' AVERAGE NGN</b> | <b>484.44</b> | <b>477.76</b> | <b>492.65</b> | <b>517.04</b> | <b>523.99</b> | <b>490.3</b>  | <b>495.95</b> | <b>506.86</b> |
| <b>Month-on-Month %</b>    |               | <b>(1.38)</b> | <b>3.1</b>    | <b>4.95</b>   | <b>1.3</b>    | <b>(6.43)</b> | <b>1.15</b>   | <b>2.20</b>   |
| <b>Year-on-Year %</b>      |               |               |               |               |               |               |               |               |

# Appendix

## Average Transport Fare Across States - Waterway Passenger Transport

| STATE                      | Sep-16        | Oct-16        | Nov-16       | Dec-16        | Jan-17         | YoY % | MoM %  |
|----------------------------|---------------|---------------|--------------|---------------|----------------|-------|--------|
| Abia                       | 365.07        | 366.97        | 368.87       | 370.79        | 371.16         | 5.98  | 0.1    |
| Abuja                      | 150           | 150           | 150.32       | 250.63        | 220.55         | 37.47 | -12    |
| Adamawa                    | 329.12        | 482.81        | 483.83       | 484.84        | 420.55         | 19.93 | -13.26 |
| Akwa Ibom                  | 1202.5        | 1046.8        | 1000         | 1500          | 1350           | 58.82 | -10    |
| Anambra                    | 406.98        | 481.37        | 482.38       | 483.39        | 464.36         | 16.03 | -3.94  |
| Bauchi                     | 1783.7        | 1965.3        | 2265.8       | 2565.3        | 2228.6         | 10.97 | -13.12 |
| Bayelsa                    | 350           | 481.37        | 400          | 480.84        | 410.08         | 5.36  | -14.72 |
| Benue                      | 425           | 392.39        | 450          | 600           | 500            | 66.67 | -16.67 |
| Borno                      | 114.92        | 110.34        | 120.67       | 126.7         | 117.17         | 16.41 | -7.52  |
| Cross River                | 1587.5        | 1658.3        | 1865.8       | 2216.7        | 1750.9         | 16.73 | -21.01 |
| Delta                      | 1550          | 1513.2        | 1513.2       | 2000          | 1833.3         | -8.33 | -8.33  |
| Ebonyi                     | 335.94        | 375.07        | 375.86       | 406.65        | 350            | -5.47 | -13.93 |
| Edo                        | 508.46        | 681.37        | 782.38       | 1083.4        | 950.87         | 90.17 | -12.23 |
| Ekiti                      | 407.12        | 481.37        | 482.38       | 503.39        | 483.39         | 20.75 | -3.97  |
| Enugu                      | 444.09        | 481.37        | 482.38       | 683.39        | 550.45         | 44.86 | -19.45 |
| Gombe                      | 150           | 150           | 150          | 200.25        | 150            | 50    | -25.09 |
| Imo                        | 444.49        | 496.24        | 497.28       | 598.33        | 450.75         | 12.69 | -24.67 |
| Jigawa                     | 504.21        | 504.21        | 504.21       | 683.92        | 580            | 41.35 | -15.2  |
| Kaduna                     | 228.81        | 229.67        | 252.76       | 350.85        | 300            | 200   | -14.49 |
| Kano                       | 342.96        | 381.37        | 382.38       | 400           | 370.85         | 13.8  | -7.29  |
| Katsina                    | 439.09        | 481.37        | 482.38       | 483.39        | 483.39         | 20.68 | 0      |
| Kebbi                      | 285.6         | 232.37        | 235          | 300           | 250            | 0     | -16.67 |
| Kogi                       | 302.53        | 299.18        | 299.81       | 350.43        | 300            | 49.75 | -14.39 |
| Kwara                      | 355.92        | 361.19        | 361.95       | 502.71        | 500            | 42.86 | -0.54  |
| Lagos                      | 425.89        | 432.67        | 450          | 550           | 500            | 42.86 | -9.09  |
| Nassarawa                  | 428.69        | 482.38        | 483.39       | 494.41        | 450            | 6.75  | -8.98  |
| Niger                      | 275.12        | 275.07        | 275.65       | 296.22        | 250.55         | -7.39 | -15.42 |
| Ogun                       | 467.65        | 494.32        | 495.85       | 500           | 498.88         | 24.72 | -0.22  |
| Ondo                       | 501.05        | 532.38        | 532.38       | 632.38        | 570            | 62.86 | -9.86  |
| Osun                       | 386.67        | 481.37        | 482.38       | 553.39        | 483.39         | 27.13 | -12.65 |
| Oyo                        | 406.88        | 481.37        | 481.37       | 501.37        | 455.85         | 13.93 | -9.08  |
| Plateau                    | 202.53        | 223.43        | 234.01       | 254.58        | 245.68         | 22.84 | -3.5   |
| Rivers                     | 1727.4        | 1727.4        | 1727.4       | 2025          | 1533.3         | 15    | -24.28 |
| Sokoto                     | 439.09        | 481.37        | 482.38       | 499.89        | 470.76         | 9.36  | -5.83  |
| Taraba                     | 343.12        | 383.37        | 382.58       | 453.99        | 433.39         | 44.26 | -4.54  |
| Yobe                       | 325.22        | 331.37        | 345.55       | 380.45        | 340.55         | 36.15 | -10.49 |
| Zamfara                    | 283.97        | 308.22        | 308.87       | 359.51        | 310.55         | 29.4  | -13.62 |
| <b>STATES' AVERAGE NGN</b> | <b>519.66</b> | <b>552.39</b> | <b>569.5</b> | <b>679.11</b> | <b>592.68</b>  |       |        |
| <b>Month-on-Month %</b>    | <b>2.52</b>   | <b>6.30</b>   | <b>3.10</b>  | <b>19.25</b>  | <b>(12.73)</b> |       |        |
| <b>Year-on-Year %</b>      |               |               |              |               | <b>22.34</b>   |       |        |

# Methodology

Field work is done solely by over 700 NBS Staff in all States of the federation supported by supervisors who are monitored by internal and external observers.

Fuel Prices are collected across all the 774 local governments across all States and the FCT from over 10,000 respondents and locations and reflect actual prices households state they actually bought those fuels together with the prices reportedly sold by the fuel suppliers.

The average of all these prices is then reported for each state and the average for the country is the average for the state.

NBS audit team subsequently conducts randomly selected verification of prices recorded.



# Acknowledgements/Contacts

## Acknowledgements

We acknowledge our technical partners, Proshare in the design, concept and production of this publication.





## Contact Us

 @nigerianstat

 NBSNigeria

 [www.nigerianstat.gov.ng](http://www.nigerianstat.gov.ng)

 **Head Office Address**  
Plot 762, Independence Avenue, Central  
Business District, FCT, Abuja Nigeria.

 +234 803 386 5388

 [feedback@nigerianstat.gov.ng](mailto:feedback@nigerianstat.gov.ng)