

# Liquefied Petroleum Gas (Cooking Gas) Price Watch

---

(JANUARY 2017)

**Report Date: February 2017**

*Data Source: National Bureau of Statistics*



NATIONAL BUREAU OF STATISTICS

# Contents

|   |    |
|---|----|
| <b>Executive Summary</b> .....  | 1  |
| <b>Average Cooking Gas Prices Across States – 5KG Refilling</b> .....           | 2  |
| Average Cooking Gas Prices Across Zones – 5KG Refilling – North Central.....    | 3  |
| Average Cooking Gas Prices Across Zones – 5KG Refilling – North East.....       | 4  |
| Average Cooking Gas Prices Across Zones – 5KG Refilling – North West.....       | 5  |
| Average Cooking Gas Prices Across Zones – 5KG Refilling – South East.....       | 6  |
| Average Cooking Gas Prices Across Zones – 5KG Refilling – South South.....      | 7  |
| Average Cooking Gas Prices Across Zones – 5KG Refilling –South West.....        | 8  |
| 12 Months Average Prices – 5KG Refilling.....                                   | 9  |
| <b>Average Cooking Gas Prices Across States – 12.5KG Refilling</b> .....        | 10 |
| Average Cooking Gas Prices Across Zones – 12.5KG Refilling – North Central..... | 11 |
| Average Cooking Gas Prices Across Zones – 12.5KG Refilling – North East.....    | 12 |
| Average Cooking Gas Prices Across Zones – 12.5KG Refilling – North West.....    | 13 |
| Average Cooking Gas Prices Across Zones – 12.5KG Refilling – South East.....    | 14 |
| Average Cooking Gas Prices Across Zones – 12.5KG Refilling – South South.....   | 15 |
| Average Cooking Gas Prices Across Zones – 12.5KG Refilling –South West.....     | 16 |
| 12 Months Average Prices – 12.5KG Refilling.....                                | 17 |
| <b>Appendix - Tables</b> .....  | 18 |
| <b>Methodology</b> .....  | 22 |
| <b>Acknowledgment and Contact</b> .....   | 23 |

# Executive Summary

Average price for the refilling of a 5kg cylinder for Liquefied Petroleum Gas (Cooking Gas) increased by 28.24% month-on-month and 39.39% year-on-year to N2,567.56 in January 2017 from N2,002.16 in December 2016.

States with the highest average price for the refilling of a 5kg cylinder for Liquefied Petroleum Gas (Cooking Gas) were Abuja (N2,800.00), Kano (N2,750.00) & Oyo (2,700.00).

States with the lowest average price for the refilling of a 5kg cylinder for Liquefied Petroleum Gas (Cooking Gas) were Borno (N2,511.11), Akwa Ibom (N2,520.00) and Bauchi, Benue, Edo, Ekiti, Gombe, Jigawa, Osun, Yobe and Zamfara (N2,500.00).

Similarly, average price for the refilling of a 12.5kg cylinder for Liquefied Petroleum Gas (Cooking Gas) increased by 35.28% month-on-month and 49.82% year-on-year to N5,508.16 in January 2017 from N4,071.63 in December 2016.

States with the highest average price for the refilling of a 12.5kg cylinder for Liquefied Petroleum Gas (Cooking Gas) were Borno (N5,950.00), Delta (N5,933.33) & Katsina (5,972.22).

States with the lowest average price for the refilling of a 12.5kg cylinder for Liquefied Petroleum Gas (Cooking Gas) were Benue (N5,083.33), Ogun (N5,030.00) and Kaduna & Kogi (N5,000.00).

# Liquefied Petroleum Gas (Cooking Gas) Price Watch - January 2017



## Average Cooking Gas Prices Across States - 5KG Refilling

Average

# N2,567.56

| State       | 17-Jan | YoY % | MoM % |
|-------------|--------|-------|-------|
| Abia        | 2591.7 | 56.33 | 41.29 |
| Abuja       | 2800   | 47.37 | 50    |
| Adamawa     | 2550   | 34.21 | 39.73 |
| Akwa Ibom   | 2520   | 47.15 | 30.34 |
| Anambra     | 2580   | 49.57 | 19.26 |
| Bauchi      | 2500   | 31.58 | 25    |
| Bayelsa     | 2550   | 34.21 | 15.91 |
| Benue       | 2500   | 26.42 | 10.5  |
| Borno       | 2511.1 | 35.74 | 21.31 |
| Cross River | 2600   | 44.44 | 41.3  |
| Delta       | 2636.4 | 41.87 | 45.79 |
| Ebonyi      | 2562.5 | 43.96 | 15.17 |
| Edo         | 2500   | 42.86 | 26.05 |
| Ekiti       | 2500   | 38.89 | 27.03 |
| Enugu       | 2533.3 | 47.93 | 31.72 |
| Gombe       | 2500   | 47.06 | 31.58 |
| Imo         | 2542.9 | 45.31 | 27.93 |
| Jigawa      | 2500   | 38.89 | 25    |
| Kaduna      | 2566.7 | 35.09 | 16.67 |
| Kano        | 2750   | 37.5  | 25    |
| Katsina     | 2572.2 | 42.76 | 32.29 |
| Kebbi       | 2575   | 35.48 | 28.75 |
| Kogi        | 2592.9 | 40.03 | 21.73 |
| Kwara       | 2527.3 | 35.24 | 32.14 |
| Lagos       | 2650   | 44.36 | 39.47 |
| Nassarawa   | 2594.1 | 39.91 | 39.09 |
| Niger       | 2550   | 27.5  | 29.66 |
| Ogun        | 2555.6 | 27.25 | 39.39 |
| Ondo        | 2600   | 30    | 18.83 |
| Osun        | 2500   | 28.21 | 19.05 |
| Oyo         | 2700   | 50    | 35.46 |
| Plateau     | 2544.4 | 41.36 | 17.12 |
| Rivers      | 2588.9 | 43.16 | 30.53 |
| Sokoto      | 2575   | 43.06 | 43.06 |
| Taraba      | 2580   | 35.79 | 22.86 |
| Yobe        | 2500   | 31.58 | 31.58 |
| Zamfara     | 2500   | 47.06 | 19.05 |

### STATES WITH THE HIGHEST AVERAGE PRICES IN JANUARY 2017

ABUJA

**N2800.00**

KANO

**N2750.00**

OYO

**N2700.00**

### STATES WITH THE LOWEST AVERAGE PRICES IN JANUARY 2017

BORNO

**N2,511.11**

AKWA IBOM

**N2,520.00**

BAUCHI, BENUE,  
EDO, EKITI, GOMBE,  
JIGAWA, OSUN,  
YOBE & ZAMFARA

**N2,500.00**

# Liquefied Petroleum Gas (Cooking Gas) Price Watch - January 2017

Average Cooking Gas Prices Across Zones – 5KG Refilling  
North Central



Average

**N2,586.96**

| State     | 17-Jan   | YoY % | MoM % |
|-----------|----------|-------|-------|
| Abuja     | 2,800.00 | 47.37 | 50    |
| Benue     | 2,500.00 | 26.42 | 10.5  |
| Kogi      | 2,592.86 | 40.03 | 21.73 |
| Kwara     | 2,527.27 | 35.24 | 32.14 |
| Nassarawa | 2,594.12 | 39.91 | 39.09 |
| Niger     | 2,550.00 | 27.5  | 29.66 |
| Plateau   | 2,544.44 | 41.36 | 17.12 |

Abuja FCT records the highest average cooking gas price for refilling 5KG cylinder in the North Central Region for January 2017 while Benue State records the least average price.

# Liquefied Petroleum Gas (Cooking Gas) Price Watch - January 2017

Average Cooking Gas Prices Across Zones – 5KG Refilling  
North East



Average

**N2,523.52**

| State   | 17-Jan   | YoY % | MoM % |
|---------|----------|-------|-------|
| Adamawa | 2,550.00 | 34.21 | 39.73 |
| Bauchi  | 2,500.00 | 31.58 | 25    |
| Borno   | 2,511.11 | 35.74 | 21.31 |
| Gombe   | 2,500.00 | 47.06 | 31.58 |
| Taraba  | 2,580.00 | 35.79 | 22.86 |
| Yobe    | 2,500.00 | 31.58 | 31.58 |

Taraba records the highest average cooking gas price for refilling 5KG cylinder in the North East Region for January 2017 while Bauhi, Gombe and Yobe State record the least average price.

# Liquefied Petroleum Gas (Cooking Gas) Price Watch - January 2017

Average Cooking Gas Prices Across Zones – 5KG Refilling  
North West



Average

**N2,576.98**

| State   | 17-Jan   | YoY % | MoM % |
|---------|----------|-------|-------|
| Jigawa  | 2,500.00 | 38.89 | 25    |
| Kaduna  | 2,566.67 | 35.09 | 16.67 |
| Kano    | 2,750.00 | 37.5  | 25    |
| Katsina | 2,572.22 | 42.76 | 32.29 |
| Kebbi   | 2,575.00 | 35.48 | 28.75 |
| Sokoto  | 2,575.00 | 43.06 | 43.06 |
| Zamfara | 2,500.00 | 47.06 | 19.05 |

Kano State records the highest average cooking gas price for refilling 5KG cylinder in the North West Region for January 2017 while Jigawa and Zamfara State record the least average price

# Liquefied Petroleum Gas (Cooking Gas) Price Watch - January 2017

Average Cooking Gas Prices Across Zones – 5KG Refilling  
South East



Average

**N2,562.07**

| State   | 17-Jan   | YoY % | MoM % |
|---------|----------|-------|-------|
| Abia    | 2,591.67 | 56.33 | 41.29 |
| Anambra | 2,580.00 | 49.57 | 19.26 |
| Ebonyi  | 2,562.50 | 43.96 | 15.17 |
| Enugu   | 2,533.33 | 47.93 | 31.72 |
| Imo     | 2,542.86 | 45.31 | 27.93 |

Abia State records the highest average cooking gas price for refilling 5KG cylinder in the South East Region for January 2017 while Enugu State records the least average price.



# Liquefied Petroleum Gas (Cooking Gas) Price Watch - January 2017

Average Cooking Gas Prices Across Zones – 5KG Refilling  
South South



Average

**N2,565.88**

| State       | 17-Jan   | YoY % | MoM % |
|-------------|----------|-------|-------|
| Akwa Ibom   | 2,520.00 | 47.15 | 30.34 |
| Bayelsa     | 2,550.00 | 34.21 | 15.91 |
| Cross River | 2,600.00 | 44.44 | 41.3  |
| Delta       | 2,636.36 | 41.87 | 45.79 |
| Edo         | 2,500.00 | 42.86 | 26.05 |
| Rivers      | 2,588.89 | 43.16 | 30.53 |

Delta State records the highest average cooking gas price for refilling 5KG cylinder in the South South Region for January 2017 while Edo State records the least average price.

# Liquefied Petroleum Gas (Cooking Gas) Price Watch - January 2017

Average Cooking Gas Prices Across Zones – 5KG Refilling  
South West



Average

**N2,584.26**

| State | 17-Jan   | YoY % | MoM % |
|-------|----------|-------|-------|
| Ekiti | 2,500.00 | 38.89 | 27.03 |
| Lagos | 2,650.00 | 44.36 | 39.47 |
| Ogun  | 2,555.56 | 27.25 | 39.39 |
| Ondo  | 2,600.00 | 30    | 18.83 |
| Osun  | 2,500.00 | 28.21 | 19.05 |
| Oyo   | 2,700.00 | 50    | 35.46 |

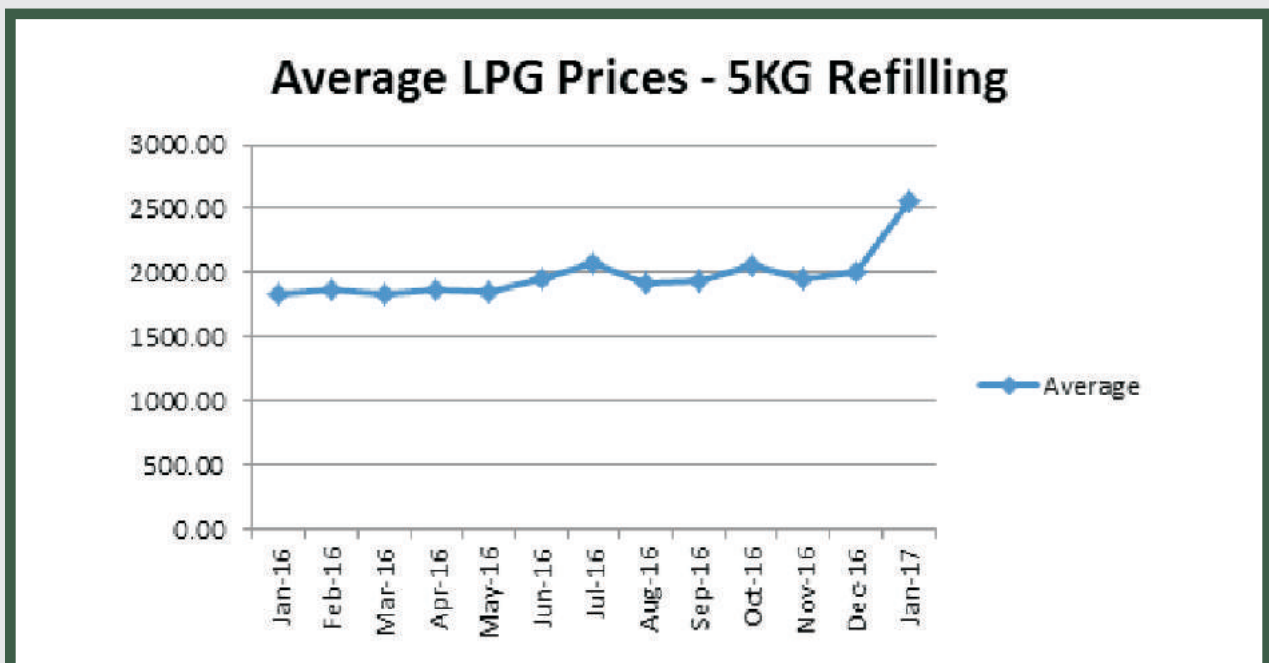
Oyo State records the highest average cooking gas price for refilling 5KG cylinder in the South West Region for January 2017 while Ekiti and Osun State record the least average price.

# Liquefied Petroleum Gas (Cooking Gas) Price Watch - January 2017

12 Months Average Prices - 5KG Refilling



| Months | Average | MoM % | YoY % |
|--------|---------|-------|-------|
| Jan-16 | 1841.98 |       |       |
| Feb-16 | 1860.3  |       |       |
| Mar-16 | 1839.34 |       |       |
| Apr-16 | 1862.91 |       |       |
| May-16 | 1853.95 |       |       |
| Jun-16 | 1962.63 |       |       |
| Jul-16 | 2071.06 |       |       |
| Aug-16 | 1928.06 |       |       |
| Sep-16 | 1938.62 |       |       |
| Oct-16 | 2067.01 |       |       |
| Nov-16 | 1962.55 |       |       |
| Dec-16 | 2002.16 |       |       |
| Jan-17 | 2567.56 | 28.24 | 39.39 |



**28.24% Month-on-Month and 39.39% Year-on-Year**

# Liquefied Petroleum Gas (Cooking Gas) Price Watch - January 2017



## Average Cooking Gas Prices Across States - 12.5KG Refilling

Average

# N5,508.16

| State       | 17-Jan  | YoY % | MoM % |
|-------------|---------|-------|-------|
| Abia        | 5150    | 30.85 | 25.42 |
| Abuja       | 5200    | 31.65 | 31.42 |
| Adamawa     | 5800    | 61.11 | 42.77 |
| Akwa Ibom   | 5740    | 45.32 | 0.55  |
| Anambra     | 5620    | 58.12 | 40.06 |
| Bauchi      | 5500    | 37.5  | 37.5  |
| Bayelsa     | 5250    | 31.25 | 16.67 |
| Benue       | 5083.33 | 37.39 | 27.88 |
| Borno       | 5950    | 42.8  | 30.77 |
| Cross River | 5675    | 54.91 | 47.98 |
| Delta       | 5933.33 | 68.32 | 55.12 |
| Ebonyi      | 5750    | 63.19 | 54.36 |
| Edo         | 5187.5  | 45.1  | 26.01 |
| Ekiti       | 5400    | 54.29 | 42.95 |
| Enugu       | 5725    | 42.68 | 20.1  |
| Gombe       | 5333.33 | 52.38 | 44.14 |
| Imo         | 5794.29 | 63.22 | 44.93 |
| Jigawa      | 5166.67 | 10.71 | -8.82 |
| Kaduna      | 5000    | 30.43 | 25    |
| Kano        | 5250    | 43.84 | 31.25 |
| Katsina     | 5972.22 | 67.64 | 63.62 |
| Kebbi       | 5625    | 54.11 | 54.11 |
| Kogi        | 5000    | 42.35 | 25.31 |
| Kwara       | 5902.5  | 66.24 | 53.6  |
| Lagos       | 5750    | 64.21 | 45.88 |
| Nassarawa   | 5427.78 | 53.62 | 49.76 |
| Niger       | 5650    | 60.66 | 41.25 |
| Ogun        | 5030    | 43.54 | 25.44 |
| Ondo        | 5900    | 68.57 | 55.84 |
| Osun        | 5200    | 48.57 | 20.93 |
| Oyo         | 5500    | 57.14 | 37.91 |
| Plateau     | 5911.11 | 65.93 | 66.04 |
| Rivers      | 5166.67 | 43.85 | 36.41 |
| Sokoto      | 5800    | 65.71 | 49.68 |
| Taraba      | 5833.33 | 66.67 | 46.27 |
| Yobe        | 5125    | 39.46 | 31.41 |
| Zamfara     | 5500    | 56.58 | 22.91 |

### STATES WITH THE HIGHEST AVERAGE PRICES IN JANUARY 2017

DELTA

**N5933.33**

BORNO

**N5950.00**

KASTINA

**N5972.22**

### STATES WITH THE LOWEST AVERAGE PRICES IN JANUARY 2017

BENUE

**N5,083.33**

OGUN

**N5,030.00**

KADUNA & KOGI

**N5,000.00**

# Liquefied Petroleum Gas (Cooking Gas) Price Watch - January 2017

Average Cooking Gas Prices Across Zones – 12.5KG Refilling  
North Central



Average

**N5,453.53**

| State     | 17-Jan   | YoY % | MoM % |
|-----------|----------|-------|-------|
| Abuja     | 5,200.00 | 31.65 | 31.42 |
| Benue     | 5,083.33 | 37.39 | 27.88 |
| Kogi      | 5,000.00 | 42.35 | 25.31 |
| Kwara     | 5,902.50 | 66.24 | 53.6  |
| Nassarawa | 5,427.78 | 53.62 | 49.76 |
| Niger     | 5,650.00 | 60.66 | 41.25 |
| Plateau   | 5,911.11 | 65.93 | 66.04 |

Plateau State records the highest average cooking gas price for refilling 12.5KG cylinder in the North Central Region for January 2017 while Kogi State records the least average price.

# Liquefied Petroleum Gas (Cooking Gas) Price Watch - January 2017

Average Cooking Gas Prices Across Zones – 12.5KG Refilling  
North East



Average

**N5,590.28**

| State   | 17-Jan   | YoY % | MoM % |
|---------|----------|-------|-------|
| Adamawa | 5,800.00 | 61.11 | 42.77 |
| Bauchi  | 5,500.00 | 37.5  | 37.5  |
| Borno   | 5,950.00 | 42.8  | 30.77 |
| Gombe   | 5,333.33 | 52.38 | 44.14 |
| Taraba  | 5,833.33 | 66.67 | 46.27 |
| Yobe    | 5,125.00 | 39.46 | 31.41 |

Borno State records the highest average cooking gas price for refilling 12.5KG cylinder in the North East Region for January 2017 while Yobe State record the least average price.

# Liquefied Petroleum Gas (Cooking Gas) Price Watch - January 2017

Average Cooking Gas Prices Across Zones – 12.5KG Refilling  
North West



Average

**N5,473.41**

| State   | 17-Jan   | YoY % | MoM % |
|---------|----------|-------|-------|
| Jigawa  | 5,166.67 | 10.71 | -8.82 |
| Kaduna  | 5,000.00 | 30.43 | 25    |
| Kano    | 5,250.00 | 43.84 | 31.25 |
| Katsina | 5,972.22 | 67.64 | 63.62 |
| Kebbi   | 5,625.00 | 54.11 | 54.11 |
| Sokoto  | 5,800.00 | 65.71 | 49.68 |
| Zamfara | 5,500.00 | 56.58 | 22.91 |

Katsina State records the highest average cooking gas price for refilling 12.5KG cylinder in the North West Region for January 2017 while Kaduna State records the least average price

# Liquefied Petroleum Gas (Cooking Gas) Price Watch - January 2017

Average Cooking Gas Prices Across Zones – 12.5KG Refilling  
South East



Average

**N5,607.86**

| State   | 17-Jan   | YoY % | MoM % |
|---------|----------|-------|-------|
| Abia    | 5,150.00 | 30.85 | 25.42 |
| Anambra | 5,620.00 | 58.12 | 40.06 |
| Ebonyi  | 5,750.00 | 63.19 | 54.36 |
| Enugu   | 5,725.00 | 42.68 | 20.1  |
| Imo     | 5,794.29 | 63.22 | 44.93 |

Imo State records the highest average cooking gas price for refilling 12.5KG cylinder in the South East Region for January 2017 while Abia State records the least average price.



# Liquefied Petroleum Gas (Cooking Gas) Price Watch - January 2017

Average Cooking Gas Prices Across Zones – 12.5KG Refilling  
South South



Average

**N5,492.08**

| State       | 17-Jan   | YoY % | MoM % |
|-------------|----------|-------|-------|
| Akwa Ibom   | 5,740.00 | 45.32 | 0.55  |
| Bayelsa     | 5,250.00 | 31.25 | 16.67 |
| Cross River | 5,675.00 | 54.91 | 47.98 |
| Delta       | 5,933.33 | 68.32 | 55.12 |
| Edo         | 5,187.50 | 45.1  | 26.01 |
| Rivers      | 5,166.67 | 43.85 | 36.41 |

Delta State records the highest average cooking gas price for refilling 12.5KG cylinder in the South South Region for January 2017 while Rivers State records the least average price.

# Liquefied Petroleum Gas (Cooking Gas) Price Watch - January 2017

Average Cooking Gas Prices Across Zones – 12.5KG Refilling  
South West



Average

**N5,463.33**

| State | 17-Jan   | YoY % | MoM % |
|-------|----------|-------|-------|
| Ekiti | 5,400.00 | 54.29 | 42.95 |
| Lagos | 5,750.00 | 64.21 | 45.88 |
| Ogun  | 5,030.00 | 43.54 | 25.44 |
| Ondo  | 5,900.00 | 68.57 | 55.84 |
| Osun  | 5,200.00 | 48.57 | 20.93 |
| Oyo   | 5,500.00 | 57.14 | 37.91 |

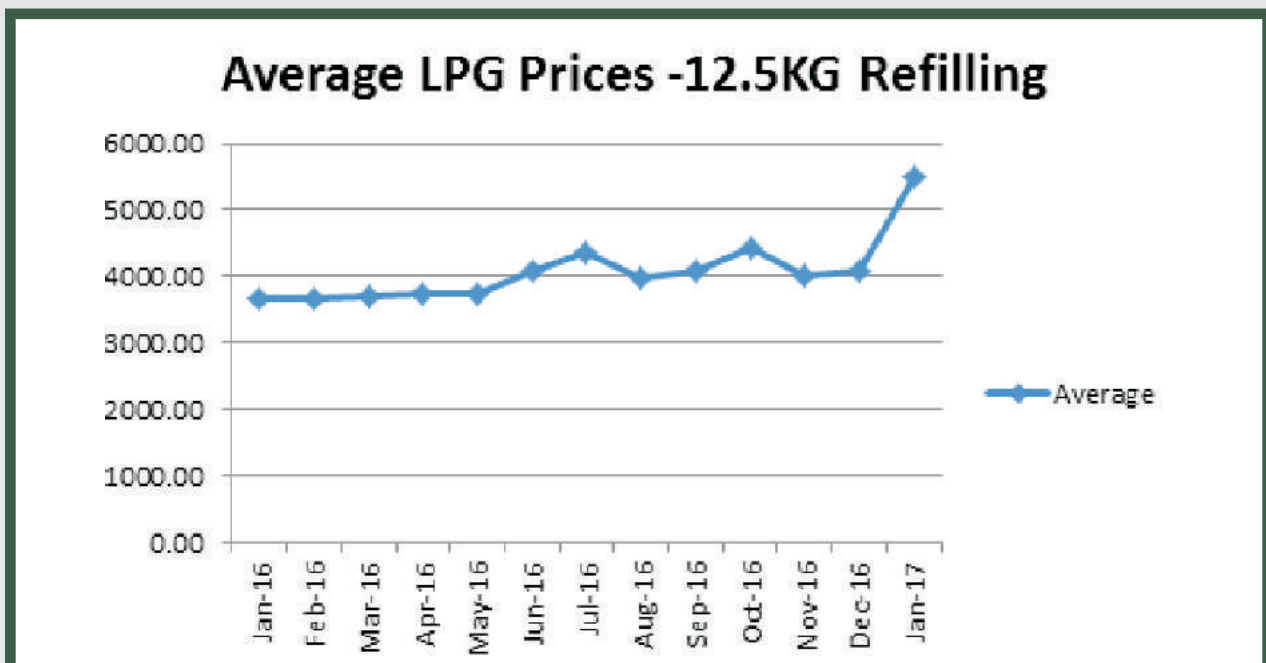
Ondo State records the highest average cooking gas price for refilling 12.5KG cylinder in the South West Region for January 2017 while Ogun State records the least average price.

# Liquefied Petroleum Gas (Cooking Gas) Price Watch - January 2017

12 Months Average Prices - 12.5KG Refilling



| Months | Average | MoM % | YoY % |
|--------|---------|-------|-------|
| Jan-16 | 3676.46 |       |       |
| Feb-16 | 3674.48 |       |       |
| Mar-16 | 3694.34 |       |       |
| Apr-16 | 3746.28 |       |       |
| May-16 | 3724.56 |       |       |
| Jun-16 | 4091.38 |       |       |
| Jul-16 | 4358.4  |       |       |
| Aug-16 | 3978.09 |       |       |
| Sep-16 | 4076.25 |       |       |
| Oct-16 | 4435.17 |       |       |
| Nov-16 | 4016.09 |       |       |
| Dec-16 | 4071.63 |       |       |
| Jan-17 | 5508.16 | 35.28 | 49.82 |



**35.28% Month-on-Month and 49.82% Year-on-Year**

# Appendix

## Average Cooking Gas (Liquefied Petroleum Gas) Prices (NGN) 5kg Refilling - January 2017

| STATE                   | Jan-16         | Feb-16        | Mar-16         | Apr-16         | May-16         | Jun-16         | Jul-16         | Aug-16         |
|-------------------------|----------------|---------------|----------------|----------------|----------------|----------------|----------------|----------------|
| Abia                    | 1657.86        | 1658.33       | 1730.95        | 1745           | 1657.14        | 1842.86        | 2133.33        | 1864.29        |
| Abuja                   | 1900           | 1833.33       | 1800           | 1883.33        | 1800           | 1850           | 2050           | 1800           |
| Adamawa                 | 1900           | 1900          | 1750           | 1800           | 1775           | 1800           | 2150           | 1750           |
| Akwa Ibom               | 1712.5         | 1983.33       | 2066.67        | 2133.33        | 1705.65        | 2033.33        | 2166.67        | 1850           |
| Anambra                 | 1725           | 1666.67       | 1666.67        | 1747.5         | 1766.67        | 2070           | 2079.17        | 2198.33        |
| Bauchi                  | 1900           | 1900          | 1850           | 2000           | 1850           | 2100           | 2100           | 1900           |
| Bayelsa                 | 1900           | 1900          | 1800           | 1900           | 1900           | 1984           | 2000           | 1850           |
| Benue                   | 1977.5         | 1900          | 1900           | 1900           | 1900           | 2033.33        | 2050           | 1883.83        |
| Borno                   | 1850           | 1800          | 2030           | 1866.67        | 1838.6         | 2090           | 2075           | 2035           |
| Cross River             | 1800           | 1891.67       | 1800           | 1816.67        | 1894           | 1850           | 2050           | 1833.33        |
| Delta                   | 1858.33        | 1812.5        | 1816.25        | 1812.5         | 1852.5         | 1850           | 2150           | 2112.5         |
| Ebonyi                  | 1780           | 1700          | 1733.33        | 1760           | 1735           | 1775           | 2187.5         | 1845.83        |
| Edo                     | 1750           | 1766.67       | 1787.5         | 1737.5         | 1700           | 1850           | 2137.5         | 1862.5         |
| Ekiti                   | 1800           | 1800          | 1800           | 1800           | 1788.8         | 2000           | 2000           | 2000           |
| Enugu                   | 1712.5         | 1712.5        | 1720.83        | 2000           | 2000           | 2000           | 2000           | 1825           |
| Gombe                   | 1700           | 1700          | 1700           | 1700           | 1700           | 2000           | 2000           | 1700           |
| Imo                     | 1750           | 1950          | 1825           | 1820           | 1800           | 2010           | 2250           | 2150           |
| Jigawa                  | 1800           | 1800          | 1800           | 1950           | 1950           | 2000           | 1970           | 1970.68        |
| Kaduna                  | 1900           | 1900          | 1800           | 1750           | 1833.33        | 2000           | 2250           | 1866.67        |
| Kano                    | 2000           | 1950.55       | 1950           | 1950           | 1950           | 2150           | 2000           | 1900           |
| Katsina                 | 1801.79        | 1838.89       | 1835.71        | 1840           | 1833.33        | 2200           | 2093.75        | 1970.83        |
| Kebbi                   | 1900.65        | 2000          | 1900           | 1891.67        | 1883.33        | 2200           | 2250           | 1925           |
| Kogi                    | 1851.67        | 1803.13       | 1812.5         | 1900           | 1875           | 1975           | 2000           | 1855           |
| Kwara                   | 1868.75        | 1818.75       | 1894.44        | 1816.67        | 1837.5         | 1875           | 2092.86        | 1858.33        |
| Lagos                   | 1835.71        | 1881.25       | 1858.33        | 2000           | 1825           | 1875           | 2022.22        | 1933.33        |
| Nassarawa               | 1854.17        | 1860.71       | 1852.98        | 1814.88        | 1849.29        | 1875           | 2050           | 1868.75        |
| Niger                   | 2000           | 2000          | 1800           | 1800           | 1800           | 2000           | 2050           | 1962.5         |
| Ogun                    | 2008.33        | 1950          | 1875           | 1800           | 1800           | 2000           | 1900           | 1845           |
| Ondo                    | 2000           | 2097.27       | 2094.54        | 2091.82        | 2091.6         | 2088.88        | 2100           | 2000           |
| Osun                    | 1950           | 1947.47       | 1900           | 1900           | 1900           | 2000           | 2000           | 2000           |
| Oyo                     | 1800           | 1800          | 1800           | 1800           | 1992           | 1995           | 1995           | 1995           |
| Plateau                 | 1800           | 1916.87       | 1916.67        | 1850           | 1900           | 1970           | 2176.19        | 2160           |
| Rivers                  | 1808.33        | 1885          | 1805           | 1875           | 1825           | 1875           | 2100           | 1966.67        |
| Sokoto                  | 1800           | 1833.73       | 1883.33        | 1800           | 1841.67        | 1800           | 1900           | 1900           |
| Taraba                  | 1900           | 1900          | 1900           | 1900           | 1958.33        | 1850           | 2050           | 2000           |
| Yobe                    | 1900           | 1997.4        | 1900           | 1900           | 1950           | 2050           | 2050           | 1900           |
| Zamfara                 | 1700           | 1775          | 1700           | 1875           | 2037.5         | 1700           | 2000           | 2000           |
| <b>AVERAGE NGN</b>      | <b>1841.98</b> | <b>1860.3</b> | <b>1839.34</b> | <b>1862.91</b> | <b>1853.95</b> | <b>1962.63</b> | <b>2071.06</b> | <b>1928.06</b> |
| <b>Month-on-Month %</b> |                |               |                |                |                |                |                |                |
| <b>Year-on-Year %</b>   |                |               |                |                |                |                |                |                |

# Appendix

## Average Cooking Gas (Liquefied Petroleum Gas) Prices (NGN) 5kg Refilling - January 2017

| STATE              | Sep-16         | Oct-16         | Nov-16         | Dec-16         | Jan-17         | Year on Year %<br>(Jan 2016-Jan<br>2017) | Month on Month %<br>Dec 2016-Jan 2017 |
|--------------------|----------------|----------------|----------------|----------------|----------------|--|---------------------------------------|
| Abia               | 1835.71        | 2162.36        | 1814.29        | 1834.29        | 2591.67        | 56.33                                    | 41.29                                 |
| Abuja              | 1870           | 1921.9         | 1805           | 1866.67        | 2800           | 47.37                                    | 50                                    |
| Adamawa            | 1843.75        | 1817.66        | 1800           | 1825           | 2550           | 34.21                                    | 39.73                                 |
| Akwa Ibom          | 1850           | 1814.69        | 1816.67        | 1933.33        | 2520           | 47.15                                    | 30.34                                 |
| Anambra            | 1895           | 2209.71        | 2235.71        | 2163.33        | 2580           | 49.57                                    | 19.26                                 |
| Bauchi             | 1944.6         | 2000           | 2000           | 2000           | 2500           | 31.58                                    | 25                                    |
| Bayelsa            | 1925           | 1914.37        | 2250           | 2200           | 2550           | 34.21                                    | 15.91                                 |
| Benue              | 1833.33        | 2082.14        | 2270           | 2262.5         | 2500           | 26.42                                    | 10.5                                  |
| Borno              | 1840           | 2438.88        | 2364.29        | 2070           | 2511.11        | 35.74                                    | 21.31                                 |
| Cross River        | 1888.02        | 2059.12        | 1815           | 1840           | 2600           | 44.44                                    | 41.3                                  |
| Delta              | 1846.69        | 2398.22        | 1820           | 1808.33        | 2636.36        | 41.87                                    | 45.79                                 |
| Ebonyi             | 2179.22        | 2239.62        | 1883.33        | 2225           | 2562.5         | 43.96                                    | 15.17                                 |
| Edo                | 2171.01        | 2262.03        | 1816.67        | 1983.33        | 2500           | 42.86                                    | 26.05                                 |
| Ekiti              | 1859.89        | 1859.6         | 1825           | 1968.06        | 2500           | 38.89                                    | 27.03                                 |
| Enugu              | 2044.95        | 2025.75        | 1900           | 1923.33        | 2533.33        | 47.93                                    | 31.72                                 |
| Gombe              | 2123.52        | 1940.43        | 2000           | 1900           | 2500           | 47.06                                    | 31.58                                 |
| Imo                | 2168.2         | 1894.97        | 2250           | 1987.75        | 2542.86        | 45.31                                    | 27.93                                 |
| Jigawa             | 1970           | 1970.7         | 1970           | 2000           | 2500           | 38.89                                    | 25                                    |
| Kaduna             | 1826           | 2155.24        | 1880           | 2200           | 2566.67        | 35.09                                    | 16.67                                 |
| Kano               | 1994           | 2162.08        | 1975           | 2200           | 2750           | 37.5                                     | 25                                    |
| Katsina            | 1927.6         | 2046.37        | 1923.96        | 1944.44        | 2572.22        | 42.76                                    | 32.29                                 |
| Kebbi              | 1876.2         | 2007.79        | 1916.67        | 2000           | 2575           | 35.48                                    | 28.75                                 |
| Kogi               | 1869.1         | 2080.31        | 1845.83        | 2130           | 2592.86        | 40.03                                    | 21.73                                 |
| Kwara              | 1831.75        | 1962.92        | 1940           | 1912.5         | 2527.27        | 35.24                                    | 32.14                                 |
| Lagos              | 1919.3         | 2103.46        | 1813.89        | 1900           | 2650           | 44.36                                    | 39.47                                 |
| Nassarawa          | 1843.49        | 2126.67        | 1865.63        | 1865           | 2594.12        | 39.91                                    | 39.09                                 |
| Niger              | 1893.6         | 2055.24        | 1875           | 1966.67        | 2550           | 27.5                                     | 29.66                                 |
| Ogun               | 1893.2         | 2192.82        | 1833.53        | 1833.33        | 2555.56        | 27.25                                    | 39.39                                 |
| Ondo               | 2022.75        | 2149.78        | 2190           | 2188           | 2600           | 30                                       | 18.83                                 |
| Osun               | 2034.96        | 2070.58        | 2000           | 2100           | 2500           | 28.21                                    | 19.05                                 |
| Oyo                | 1983.64        | 2033.31        | 2033.31        | 1993.2         | 2700           | 50                                       | 35.46                                 |
| Plateau            | 1892.4         | 2186.23        | 2100           | 2172.5         | 2544.44        | 41.36                                    | 17.12                                 |
| Rivers             | 1819.3         | 2050.3         | 1800           | 1983.33        | 2588.89        | 43.16                                    | 30.53                                 |
| Sokoto             | 1900           | 1970.49        | 1968.75        | 1800           | 2575           | 43.06                                    | 43.06                                 |
| Taraba             | 2231.47        | 2048.61        | 2000           | 2100           | 2580           | 35.79                                    | 22.86                                 |
| Yobe               | 1843.8         | 2055.24        | 1866.67        | 1900           | 2500           | 31.58                                    | 31.58                                 |
| Zamfara            | 2037.3         | 2009.97        | 2150           | 2100           | 2500           | 47.06                                    | 19.05                                 |
| <b>AVERAGE NGN</b> | <b>1938.62</b> | <b>2067.01</b> | <b>1962.55</b> | <b>2002.16</b> | <b>2567.56</b> |  |                                       |
| Month-on-Month %   |                |                |                |                | 28.24          |  |                                       |
| Year-on-Year %     |                |                |                |                | 39.39          |  |                                       |

# Appendix

## Average Cooking Gas (Liquefied Petroleum Gas) Prices (NGN) 12.5kg Refilling - January 2017

| STATE          | Jan-16         | Feb-16         | Mar-16         | Apr-16         | May-16         | Jun-16         | Jul-16        | Aug-16         |
|----------------|----------------|----------------|----------------|----------------|----------------|----------------|---------------|----------------|
| Abia           | 3935.71        | 3933.33        | 3805.36        | 3875           | 4003.57        | 3985.71        | 4125          | 4121.43        |
| Abuja          | 3950           | 3883.33        | 3850           | 3950           | 3800           | 4000           | 4550          | 3950           |
| Adamawa        | 3600           | 3600           | 3750           | 3600           | 3675           | 3800           | 4350          | 3600           |
| Akwa Ibom      | 3950           | 4133.33        | 4300           | 4633.33        | 3934.2         | 4633.33        | 4300          | 4966.67        |
| Anambra        | 3554.17        | 3504.17        | 3504.17        | 3651.67        | 3612.5         | 4000           | 4295.83       | 4013.33        |
| Bauchi         | 4000           | 3500           | 3750           | 3500           | 3500           | 4000           | 4000          | 3586           |
| Bayelsa        | 4000           | 4000           | 4000           | 4050           | 4250           | 4500           | 4250          | 4250           |
| Benue          | 3700           | 3962.5         | 4000           | 3825           | 3975           | 4000           | 4500          | 3950           |
| Borno          | 4166.67        | 3500           | 3500           | 4500           | 4150           | 4112.5         | 4120          | 4250           |
| Cross River    | 3663.33        | 3600           | 3868.75        | 3850           | 3849.48        | 4175           | 4355          | 4191.67        |
| Delta          | 3525           | 3550           | 3550           | 3650           | 3511.7         | 4041.67        | 4575          | 4037.5         |
| Ebonyi         | 3523.57        | 3588.33        | 3553.93        | 3504.17        | 3570.83        | 4100           | 4183.33       | 3795.83        |
| Edo            | 3575           | 3750           | 3725           | 3987.5         | 3600           | 4000           | 4475          | 4366.67        |
| Ekiti          | 3500           | 3800           | 3800           | 3800           | 3594           | 4500           | 4500          | 3788.8         |
| Enugu          | 4012.5         | 3535           | 3508.33        | 3550           | 3800           | 4500           | 4937.5        | 3550           |
| Gombe          | 3500           | 3500           | 3500           | 3500           | 3500           | 4000           | 4500          | 3500           |
| Imo            | 3550           | 3566.67        | 3537.5         | 3583.33        | 3575           | 4333.33        | 4750          | 4550           |
| Jigawa         | 4666.67        | 4500           | 3995           | 4866.67        | 4833.33        | 4200           | 4566.67       | 4500           |
| Kaduna         | 3833.33        | 3600           | 3800           | 3850           | 3600           | 4000           | 4350          | 3700           |
| Kano           | 3650           | 3550           | 3685           | 3600           | 3650           | 4080           | 3825          | 4000           |
| Katsina        | 3562.5         | 3500           | 3515.87        | 3567.61        | 3518.06        | 4000           | 3826.67       | 3805           |
| Kebbi          | 3650           | 3500           | 3800           | 3625           | 3550           | 4000           | 4983.33       | 4025           |
| Kogi           | 3512.5         | 3583.33        | 3543.75        | 3550           | 3560           | 4000           | 4025          | 3980           |
| Kwara          | 3550.63        | 3522.5         | 3568.75        | 3591.43        | 3579.17        | 4000           | 4368.75       | 3839.38        |
| Lagos          | 3501.67        | 3527.5         | 3503.33        | 3700           | 3503.33        | 4000           | 3950          | 3675           |
| Nassarawa      | 3533.33        | 3525           | 3552.86        | 3514.29        | 3573.57        | 4000           | 3850          | 3507.5         |
| Niger          | 3516.67        | 3650           | 3500           | 3625           | 3566.67        | 4000           | 4928.57       | 3962.5         |
| Ogun           | 3504.17        | 3750           | 3741.67        | 3700           | 3850           | 4000           | 4275          | 4100           |
| Ondo           | 3500           | 3500           | 3500           | 3500           | 3587.2         | 3786           | 4500          | 3500           |
| Osun           | 3500           | 3595.45        | 3750           | 3500           | 3500           | 4000           | 4850          | 4000           |
| Oyo            | 3500           | 4000           | 3750           | 3500           | 3586           | 4000           | 3988          | 3800           |
| Plateau        | 3562.5         | 3875           | 3937.5         | 3762.5         | 4362.5         | 4133.33        | 4157.14       | 4070           |
| Rivers         | 3591.67        | 3575           | 3575           | 3550           | 3525           | 4000           | 4050          | 4358.33        |
| Sokoto         | 3500           | 3500           | 3500           | 3500           | 3525           | 4000           | 4300          | 4100           |
| Taraba         | 3500           | 3500           | 3500           | 3500           | 3500           | 4000           | 4850          | 3998.88        |
| Yobe           | 3675           | 3670.22        | 3968.77        | 3600           | 3537.5         | 4500           | 4850          | 3800           |
| Zamfara        | 3512.5         | 3625           | 3500           | 4000           | 4000           | 4000           | 4000          | 4000           |
| <b>AVERAGE</b> | <b>3676.46</b> | <b>3674.48</b> | <b>3694.34</b> | <b>3746.28</b> | <b>3724.56</b> | <b>4091.38</b> | <b>4358.4</b> | <b>3978.09</b> |
| Month-on-Month |                |                |                |                |                |                |               |                |
| Year-on-Year   |                |                |                |                |                |                |               |                |

# Appendix

## Average Cooking Gas (Liquefied Petroleum Gas) Prices (NGN) 12.5kg Refilling - January 2017

| STATE                 | Sep-16         | Oct-16         | Nov-16         | Dec-16         | Jan-17         | Year on Year %<br>(Jan 2016-Jan 2017) | Month on Month %<br>Dec 2016-Jan 2017 |
|-----------------------|----------------|----------------|----------------|----------------|----------------|---------------------------------------|---------------------------------------|
| Abia                  | 4100           | 4654.88        | 3800           | 4106.25        | 5150           | 30.85                                 | 25.42                                 |
| Abuja                 | 3840           | 3884.34        | 3850           | 3956.67        | 5200           | 31.65                                 | 31.42                                 |
| Adamawa               | 4000           | 3941.34        | 3975           | 4062.5         | 5800           | 61.11                                 | 42.77                                 |
| Akwa Ibom             | 4033.33        | 4998           | 4250           | 5708.33        | 5740           | 45.32                                 | 0.55                                  |
| Anambra               | 3990           | 4288.09        | 3757.14        | 4012.5         | 5620           | 58.12                                 | 40.06                                 |
| Bauchi                | 3586           | 3947.56        | 4000           | 4000           | 5500           | 37.5                                  | 37.5                                  |
| Bayelsa               | 4000           | 5133.94        | 4750           | 4500           | 5250           | 31.25                                 | 16.67                                 |
| Benue                 | 4000           | 3866.71        | 3815           | 3975           | 5083.33        | 37.39                                 | 27.88                                 |
| Borno                 | 3920           | 4653.03        | 4316.67        | 4550           | 5950           | 42.8                                  | 30.77                                 |
| Cross River           | 3935.68        | 4886.23        | 3915           | 3835           | 5675           | 54.91                                 | 47.98                                 |
| Delta                 | 3798.45        | 4362.14        | 4216.67        | 3825           | 5933.33        | 68.32                                 | 55.12                                 |
| Ebonyi                | 4105.37        | 4314.31        | 3741.67        | 3725           | 5750           | 63.19                                 | 54.36                                 |
| Edo                   | 4929.88        | 4755.14        | 4200           | 4116.67        | 5187.5         | 45.1                                  | 26.01                                 |
| Ekiti                 | 4024.16        | 3523.05        | 3500           | 3777.64        | 5400           | 54.29                                 | 42.95                                 |
| Enugu                 | 4549.78        | 4573.91        | 4850           | 4766.67        | 5725           | 42.68                                 | 20.1                                  |
| Gombe                 | 4638.32        | 3929.21        | 3800           | 3700           | 5333.33        | 52.38                                 | 44.14                                 |
| Imo                   | 4589.91        | 3944.31        | 3992.5         | 3998           | 5794.29        | 63.22                                 | 44.93                                 |
| Jigawa                | 4805.06        | 5603.77        | 4750           | 5666.67        | 5166.67        | 10.71                                 | -8.82                                 |
| Kaduna                | 3585.6         | 4213.13        | 4034           | 4000           | 5000           | 30.43                                 | 25                                    |
| Kano                  | 3837.4         | 4761.77        | 3825           | 4000           | 5250           | 43.84                                 | 31.25                                 |
| Katsina               | 3505.58        | 4218.38        | 3555.56        | 3650           | 5972.22        | 67.64                                 | 63.62                                 |
| Kebbi                 | 3537.4         | 4740.74        | 3633.33        | 3650           | 5625           | 54.11                                 | 54.11                                 |
| Kogi                  | 3547.76        | 4059.08        | 3879.17        | 3990           | 5000           | 42.35                                 | 25.31                                 |
| Kwara                 | 3566.85        | 4346.31        | 3501.11        | 3842.78        | 5902.5         | 66.24                                 | 53.6                                  |
| Lagos                 | 3991.32        | 4709.5         | 3775           | 3941.56        | 5750           | 64.21                                 | 45.88                                 |
| Nassarawa             | 3560.88        | 3936           | 3602.08        | 3624.4         | 5427.78        | 53.62                                 | 49.76                                 |
| Niger                 | 3653.6         | 4986.76        | 3875           | 4000           | 5650           | 60.66                                 | 41.25                                 |
| Ogun                  | 3834.6         | 4185.38        | 4100           | 4010           | 5030           | 43.54                                 | 25.44                                 |
| Ondo                  | 4619.99        | 4627.95        | 4482           | 3786           | 5900           | 68.57                                 | 55.84                                 |
| Osun                  | 4376.49        | 4168.06        | 4200           | 4300           | 5200           | 48.57                                 | 20.93                                 |
| Oyo                   | 4778.68        | 3820.32        | 3980           | 3988           | 5500           | 57.14                                 | 37.91                                 |
| Plateau               | 4345.05        | 4654.06        | 4833.33        | 3560           | 5911.11        | 65.93                                 | 66.04                                 |
| Rivers                | 3812.5         | 4724.33        | 4202.5         | 3787.5         | 5166.67        | 43.85                                 | 36.41                                 |
| Sokoto                | 4651.55        | 4780.61        | 4325           | 3875           | 5800           | 65.71                                 | 49.68                                 |
| Taraba                | 4362.92        | 4876.84        | 4000           | 3988           | 5833.33        | 66.67                                 | 46.27                                 |
| Yobe                  | 3524.55        | 4419.43        | 3562.5         | 3900           | 5125           | 39.46                                 | 31.41                                 |
| Zamfara               | 4882.57        | 4612.61        | 3750           | 4475           | 5500           | 56.58                                 | 22.91                                 |
| <b>AVERAGE</b>        | <b>4076.25</b> | <b>4435.17</b> | <b>4016.09</b> | <b>4071.63</b> | <b>5508.16</b> |                                       |                                       |
| <b>Month-on-Month</b> |                |                |                |                | <b>35.28</b>   |                                       |                                       |
| <b>Year-on-Year</b>   |                |                |                |                | <b>49.82</b>   |                                       |                                       |

# Methodology

Field work is done solely by over 700 NBS Staff in all States of the federation supported by supervisors who are monitored by internal and external observers.

Fuel Prices are collected across all the 774 local governments across all States and the FCT from over 10,000 respondents and locations and reflect actual prices households state they actually bought those fuels together with the prices reportedly sold by the fuel suppliers.

The average of all these prices is then reported for each state and the average for the country is the average for the state.

NBS audit team subsequently conducts randomly selected verification of prices recorded.



# Acknowledgements/Contacts

## Acknowledgements

We acknowledge our technical partners, Proshare in the design, concept and production of this publication.





## Contact Us

 @nigerianstat

 NBSNigeria

 [www.nigerianstat.gov.ng](http://www.nigerianstat.gov.ng)

 **Head Office Address**  
Plot 762, Independence Avenue, Central  
Business District, FCT, Abuja Nigeria.

 +234 803 386 5388

 [feedback@nigerianstat.gov.ng](mailto:feedback@nigerianstat.gov.ng)