



Premium Motor Spirit (Petrol) Price Watch

(January 2017)

Report Date: February 2017

Data Source: National Bureau of Statistics (NBS)



NATIONAL BUREAU OF STATISTICS

Contents

Executive Summary	1
Average Petrol Prices Across States	2
Average Petrol Prices Across Zones – North Central	3
Average Petrol Prices Across Zones – North East	4
Average Petrol Prices Across Zones – North West	5
Average Petrol Prices Across Zones – South East	6
Average Petrol Prices Across Zones – South South	7
Average Petrol Prices Across Zones – South West	8
12 Months Average Prices	9
Appendix - Tables	10
Methodology	12
Acknowledgment and Contact	13

Executive Summary

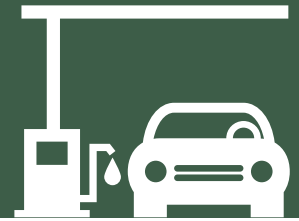
Average price paid by consumers for premium motor spirit (petrol) increased by 35.7% year-on-year and 1.35% month-on-month to N148.7 in January 2017 from N146.7 in December 2016.

States with the highest average price of premium motor spirit (petrol) were Borno (N164.09), Oyo (N161.00) & Ebonyi (156.47).

States with the lowest average price of premium motor spirit (petrol) were Kogi (N144.67), Ekiti & Imo (N144.64) and Abuja (N144.20).

Premium Motor Spirit (Petrol) Price Watch - January 2017

Average PMS Prices Across States



Average

N148.7

State	Jan-17	YoY %	MoM %
Abia	148.6	14.9	1.0
Abuja	144.2	44.8	-0.6
Adamawa	145	55.1	0.0
Akwa Ibom	145.9	21.6	1.5
Anambra	145.7	21.6	-1.5
Bauchi	149.2	27.2	1.4
Bayelsa	153.3	59.5	1.2
Benue	145.5	19.6	0.3
Borno	164.1	70.2	13.2
Cross River	145	25.9	-2.6
Delta	145.4	47.6	0.4
Ebonyi	156.5	18.5	5.3
Edo	147	46.6	1.0
Ekiti	144.6	36.3	-0.2
Enugu	148.3	15.6	-1.1
Gombe	145	45.1	0.0
Imo	144.6	10.4	-0.8
Jigawa	151	44.2	4.5
Kaduna	148.3	55.0	2.3
Kano	145.8	47.1	-1.8
Katsina	147.8	54.8	1.6
Kebbi	146.9	25.4	-3.0
Kogi	144.7	13.8	-3.5
Kwara	145.2	29.0	-4.2
Lagos	152.1	67.0	5.4
Nasarawa	145.1	20.4	-3.3
Niger	147	30.9	0.2
Ogun	152	64.3	4.2
Ondo	155	29.1	6.9
Osun	156.1	55.3	8.1
Oyo	161	76.0	11.9
Plateau	146.1	-0.9	0.8
Rivers	145	41.5	-0.1
Sokoto	155	40.3	5.9
Taraba	146.9	21.7	-2.1
Yobe	147	51.9	-1.2
Zamfara	145.7	59.1	0.3

STATES WITH THE HIGHEST AVERAGE PRICES IN JANUARY 2017

BORNO

164.09

OYO

161.00

EBONYI

156.47

STATES WITH THE LOWEST AVERAGE PRICES IN JANUARY 2017

KOGI

144.67

EKITI AND IMO

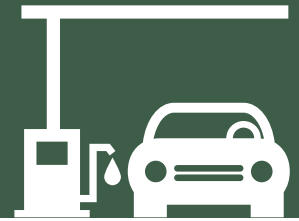
144.64

ABUJA

144.20

Premium Motor Spirit (Petrol) Price Watch - January 2017

Average PMS Prices Across Zones - North Central



Average

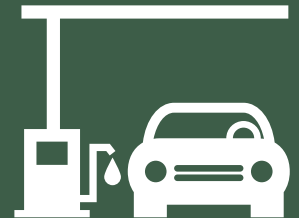
N145.4

State	Jan-17	YoY %	MoM %
Abuja	144.2	44.8	-0.6
Benue	145.5	19.6	0.3
Kogi	144.7	13.8	-3.5
Kwara	145.2	29.0	-4.2
Nasarawa	145.1	20.4	-3.3
Niger	147	30.9	0.2
Plateau	146.1	-0.9	0.8

Niger State has the highest average price in the North Central Region for January 2017 while Abuja FCT has the least average price.

Premium Motor Spirit (Petrol) Price Watch - January 2017

Average PMS Prices Across Zones - North East



Average

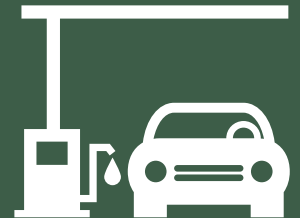
N149.53

State	Jan-17	YoY %	MoM %
Adamawa	145	55.1	0.0
Bauchi	149.2	27.2	1.4
Borno	164.1	70.2	13.2
Gombe	145	45.1	0.0
Taraba	146.9	21.7	-2.1
Yobe	147	51.9	-1.2

Borno State has the highest average price in the North East Region for January 2017 while Adamawa and Gombe State both have the least average price.

Premium Motor Spirit (Petrol) Price Watch - January 2017

Average PMS Prices Across Zones - North West



Average

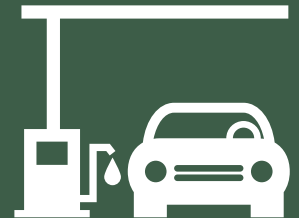
N148.64

State	Jan-17	YoY %	MoM %
Jigawa	151	44.2	4.5
Kaduna	148.3	55.0	2.3
Kano	145.8	47.1	-1.8
Katsina	147.8	54.8	1.6
Kebbi	146.9	25.4	-3.0
Sokoto	155	40.3	5.9
Zamfara	145.7	59.1	0.3

Sokoto State has the highest average price in the North West Region for January 2017 while Zamfara has the least average price.

Premium Motor Spirit (Petrol) Price Watch - January 2017

Average PMS Prices Across Zones - South East



Average

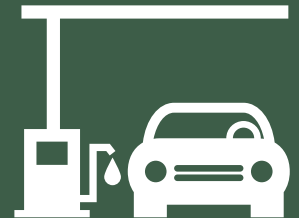
N148.74

State	Jan-17	YoY %	MoM %
Abia	148.6	14.9	1.0
Anambra	145.7	21.6	-1.5
Ebonyi	156.5	18.5	5.3
Enugu	148.3	15.6	-1.1
Imo	144.6	10.4	-0.8

Ebonyi State has the highest average price in the South East Region for January 2017 while Imo State has the least average price.

Premium Motor Spirit (Petrol) Price Watch - January 2017

Average PMS Prices Across Zones - South South



Average

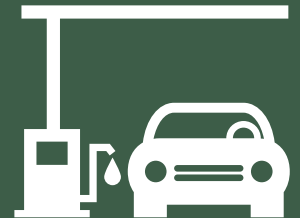
N146.93

State	Jan-17	YoY %	MoM %
Akwa Ibom	145.9	21.6	1.5
Bayelsa	153.3	59.5	1.2
Cross River	145	25.9	-2.6
Delta	145.4	47.6	0.4
Edo	147	46.6	1
Rivers	145	41.5	-0.1

Bayelsa State has the highest average price in the South South Region for January 2017 while Rivers and Cross River State both have the least average price.

Premium Motor Spirit (Petrol) Price Watch - January 2017

Average PMS Prices Across Zones - South West



Average

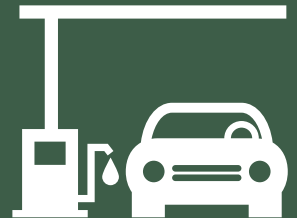
N153.47

State	Jan-17	YoY %	MoM %
Ekiti	144.6	36.3	-0.2
Lagos	152.1	67.0	5.4
Ogun	152.0	64.3	4.2
Ondo	155.0	29.1	6.9
Osun	156.1	55.3	8.1
Oyo	161.0	76.0	11.9

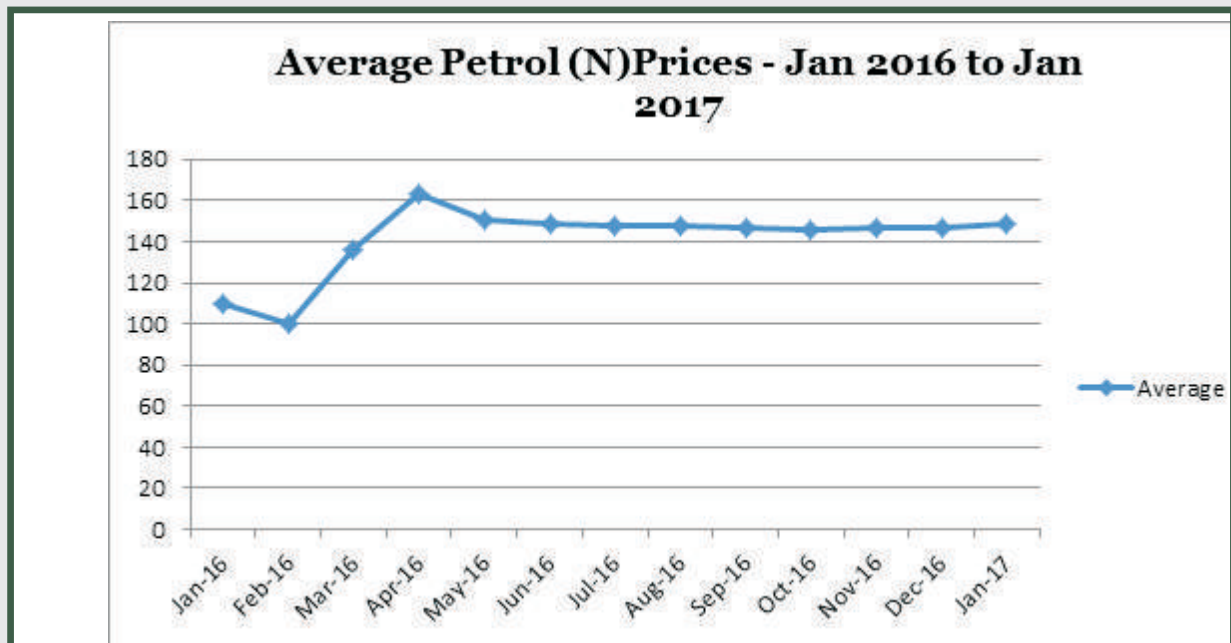
Oyo State has the highest average price in the South West Region for January 2017 while Ekiti State has the least average price.

Premium Motor Spirit (Petrol) Price Watch - January 2017

12 Months Average Prices



Months	Average	YoY %	MoM %
Jan-16	109.6	5.7	-8.4
Feb-16	99.8	7.3	-9.0
Mar-16	135.7	30.7	36.0
Apr-16	162.8	56.4	20.0
May-16	150.3	27.0	-7.7
Jun-16	148.5	32.5	-1.2
Jul-16	147.7	37.6	-0.6
Aug-16	147.3	40.9	-0.3
Sep-16	146.3	53.8	-0.6
Oct-16	145.9	56.1	-0.3
Nov-16	146.7	27.2	0.5
Dec-16	146.7	22.7	0.0
Jan-17	148.7	35.7	1.4



35.7% Year-on-Year and 1.36% Month-on-Month

Appendix

Average Petrol/ Premium Motor Spirit - January 2017

PRICES PER LITRE NGN			Jan-17					
State	Jan-16	Feb-16	Mar-16	Apr-16	May-16	Jun-16	Jul-16	Aug-16
Abia	129.3	112.2	148.1	191.7	149.3	147.9	152.3	147.2
Abuja	99.6	92.7	104.9	107	145	145	145	145
Adamawa	93.5	111.7	133.5	138.5	145	156.7	145	145
Akwa Ibom	120	102.5	148	180	146.3	145.7	157.8	146
Anambra	119.8	100.4	136.5	193.9	147.1	145.5	147.3	149.6
Bauchi	117.3	94.2	156.7	128.6	151.3	145	145.1	146.4
Bayelsa	96.1	120.1	146	186.3	161.7	152.2	165.7	164.3
Benue	121.7	104.8	131.7	134.5	162.3	146	148.3	145
Borno	96.4	87.9	87	179.3	152.1	173	144.3	143.8
Cross River	115.2	116.7	160.4	167.8	157.5	151.7	152.2	144.6
Delta	98.5	87.5	132.1	178.1	147.9	145.6	144.8	144.9
Ebonyi	132.1	104.5	155	166.4	165	151.7	147.1	147.9
Edo	100.3	86.5	129.7	194.3	146.3	145	145	145
Ekiti	106.1	96.6	127.5	202.8	156.4	145.3	145.2	144.7
Enugu	128.3	101.4	144.6	178.1	149.4	150.4	145.5	150
Gombe	99.9	97.4	151.7	182.2	149.4	149.4	145	148.3
Imo	131	102.2	144	203.5	147.2	146.1	145.9	145.9
Jigawa	104.7	98.8	143.1	170.6	145.3	145.4	145	144.7
Kaduna	95.7	90.6	139.8	146.3	144.6	145.6	142	152.3
Kano	99.1	90.4	124.3	165.1	145	145	144.6	145
Katsina	95.5	88	155.6	129.4	148.4	144.9	144.8	144.5
Kebbi	117.1	111.8	139.8	165.2	147.3	151	152.8	153.2
Kogi	127.1	111.3	148.5	182	148.5	148.9	146	155
Kwara	112.6	98.8	134.3	189.6	156.7	151.9	148.8	145
Lagos	91.1	87	90.1	92.6	144.8	145	145	145
Nassarawa	120.5	99.1	166.7	172	160.6	151.7	155.4	154.4
Niger	112.3	94	121.6	150.9	145	145	145.6	146.8
Ogun	92.5	86.5	115	163.5	145.9	145	145.3	145
Ondo	120.1	102.8	124.5	185.5	146.2	145.6	144.9	144.9
Osun	100.5	89.7	109.8	193.9	145.3	145	143.7	144.6
Oyo	91.5	87.2	111.2	113.7	145.2	144.9	144.1	144.5
Plateau	147.5	93.1	123.5	133.4	145	148.8	145	144.4
Rivers	102.5	106.7	133.7	174.3	150	148.5	151.5	147.7
Sokoto	110.5	111.8	160	168.3	147.1	145	145	151.9
Taraba	120.7	111.7	153.3	117.1	161.1	160	162.8	143.3
Yobe	96.8	122.9	145.5	183.8	164.2	152.3	145	148.3
Zamfara	91.6	90	143.2	114.5	145	144.5	145	144.7
AVERAGE	109.6	99.8	135.7	162.8	150.3	148.5	147.7	147.3
Year on Year	5.7	7.3	30.7	56.4	27	32.5	37.6	40.9
Month on Month	-8.4	-9	36	20	-7.7	-1.2	-0.6	-0.3

Appendix

Average Petrol/ Premium Motor Spirit - January 2017

PRICES PER LITRE NGN						Year on Year %	Month on Month %
State	Sep-16	Oct-16	Nov-16	Dec-16	Jan-17	(Jan 2016-Jan 2017)	Dec 2016-Jan 2017
Abia	147.1	148.3	146.8	147.1	148.6	14.9	1
Abuja	143.3	146.3	144.6	145	144.2	44.8	-0.6
Adamawa	145	145	146.3	145	145	55.1	0
Akwa Ibom	142.5	146.3	145.9	143.8	145.9	21.6	1.5
Anambra	144.5	145.9	145.2	147.9	145.7	21.6	-1.5
Bauchi	146.7	145	148.9	147.2	149.2	27.2	1.4
Bayelsa	147.2	147.3	146	151.5	153.3	59.5	1.2
Benue	146.4	145.9	148.7	145	145.5	19.6	0.3
Borno	148.5	147.2	144	145	164.1	70.2	13.2
Cross River	154.6	146.4	150.4	148.8	145	25.9	-2.6
Delta	143.7	144.6	145.9	144.8	145.4	47.6	0.4
Ebonyi	147.6	147	147.2	148.6	156.5	18.5	5.3
Edo	145	145	145	145.5	147	46.6	1
Ekiti	144.6	145	144.9	144.9	144.6	36.3	-0.2
Enugu	148.7	145.8	147.1	150	148.3	15.6	-1.1
Gombe	145.6	144.7	145	145	145	45.1	0
Imo	146.1	145.9	145.9	145.7	144.6	10.4	-0.8
Jigawa	144.5	146.5	144.3	144.5	151	44.2	4.5
Kaduna	151.8	145.9	147.6	145	148.3	55	2.3
Kano	145	146	145.6	148.5	145.8	47.1	-1.8
Katsina	144.7	144.8	143.8	145.5	147.8	54.8	1.6
Kebbi	148	146.6	149.3	151.5	146.9	25.4	-3
Kogi	150.4	147.3	146.5	150	144.7	13.8	-3.5
Kwara	146.5	145	149.1	151.6	145.2	29	-4.2
Lagos	144.3	144.9	144.3	144.3	152.1	67	5.4
Nassarawa	147	148.5	148.6	150	145.1	20.4	-3.3
Niger	146.3	145.9	146.4	146.7	147	30.9	0.2
Ogun	144.3	145	145	145.9	152	64.3	4.2
Ondo	144.5	144.9	144.9	145	155	29.1	6.9
Osun	143.4	144.3	144.6	144.4	156.1	55.3	8.1
Oyo	144.7	145.3	144.4	143.9	161	76	11.9
Plateau	146.4	144.5	145	145	146.1	-0.9	0.8
Rivers	147.3	146.9	147	145.1	145	41.5	-0.1
Sokoto	145	145	145	146.4	155	40.3	5.9
Taraba	146.5	145.7	150.8	150	146.9	21.7	-2.1
Yobe	151.7	150	162	148.8	147	51.9	-1.2
Zamfara	145.3	145.5	145.5	145.3	145.7	59.1	0.3
AVERAGE	146.3	145.9	146.7	146.7	148.7		
Year on Year	53.8	56.1	27.2	22.7	35.7		
Month on Month	-0.6	-0.3	0.5	0.01	1.35		

Methodology

Field work is done solely by over 700 NBS Staff in all States of the federation supported by supervisors who are monitored by internal and external observers.

Fuel Prices are collected across all the 774 local governments across all States and the FCT from over 10,000 respondents and locations and reflect actual prices households state they actually bought those fuels together with the prices reportedly sold by the fuel suppliers.

The average of all these prices is then reported for each state and the average for the country is the average for the state.

NBS audit team subsequently conducts randomly selected verification of prices recorded.

Acknowledgements/Contacts

Acknowledgements

We acknowledge our technical partners, Proshare in the design, concept and production of this publication.





Contact Us

 @nigerianstat

 NBSNigeria

 www.nigerianstat.gov.ng

 **Head Office Address**
Plot 762, Independence Avenue, Central
Business District, FCT, Abuja Nigeria.

 +234 803 386 5388

 feedback@nigerianstat.gov.ng