

Nigerian Bulk Electricity Invoices and Payment from GENCOs to DISCOs and Offtakers

(2016)

Report Date: February 2017

Data Source: National Bureau of Statistics (NBS)/Nigerian Bulk Electricity Trading Plc (NBET)



NATIONAL BUREAU OF STATISTICS

Contents

Executive Summary	1
Nigerian Bulk Electricity Invoices and Payment from GENCOs to DISCOs and Offtakers - 2016	
Offtakers Invoice and Payments – Invoiced Amount	2
Offtakers Invoice and Payments – Payment Made	3
Offtakers Invoice and Payments – Balance	4
GENCOs Payment from DISCOs – Total Invoice	5
GENCOs Payment from DISCOs – DISCOs Share of Total Invoice	6
GENCOs Payment from DISCOs – Payment Received	9
GENCOs Payment from DISCOs – Balance	11
GENCOs Payment from Offtakers – Total Invoice	13
GENCOs Payment from Offtakers – Offtakers Share of Total Invoice	15
GENCOs Payment from Offtakers – Payment Received	17
GENCOs Payment from Offtakers – Debit Note for Net GENCOs Imports	19
GENCOs Payment from Offtakers – Balance	21
DISCOs Invoice and Payments – Invoiced Amount	23
DISCOs Invoice and Payments – Payment Made	24
DISCOs Invoice and Payments – Balance	25
Methodology	26
Acknowledgment and Contact	27

Executive Summary

The Nigerian Bulk Electricity invoices and payment from generating companies (GENCOs) to distribution companies (DISCOs) and offtakers for 2016 has reflected that an invoice of N30.51bn was issued by the generating companies (GENCOs) to the offtakers while a payment of N2bn and a debit note of N1.12bn for Net GENCOS imports was made with a balance N27.3bn recorded at the end of 2016

Similarly, an invoice of N331.02bn was issued by the generating companies (GENCOs) to the distribution companies (DISCOs) while a payment of N88.03bn was made with a balance N242.97bn recorded at the end of 2016.

The generating companies (GENCOs) issued a total invoice of N331bn to the distribution companies (DISCOs) with the DISCOs share of the total invoice put at N331bn while payment N88.03bn was received with a balance of N242.97bn recorded at the end of the period under review.

Similarly, the generating companies (GENCOs) issued a total invoice of N361.52bn with the offtakers share of the total invoice put at N30.2bn while payment N2bn was received with a balance of N27.39bn recorded at the end of 2016.

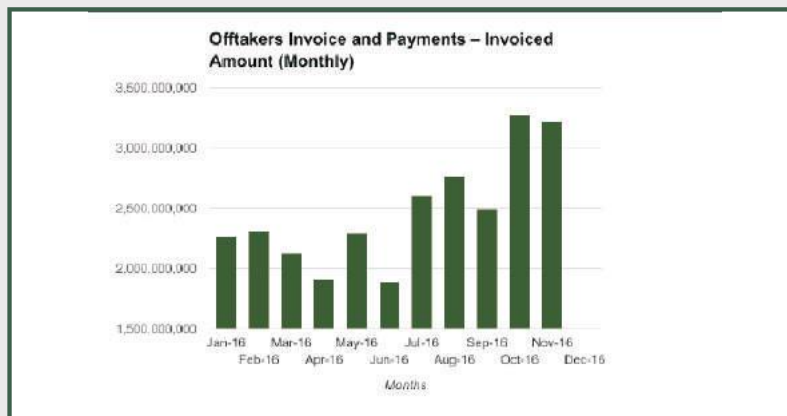
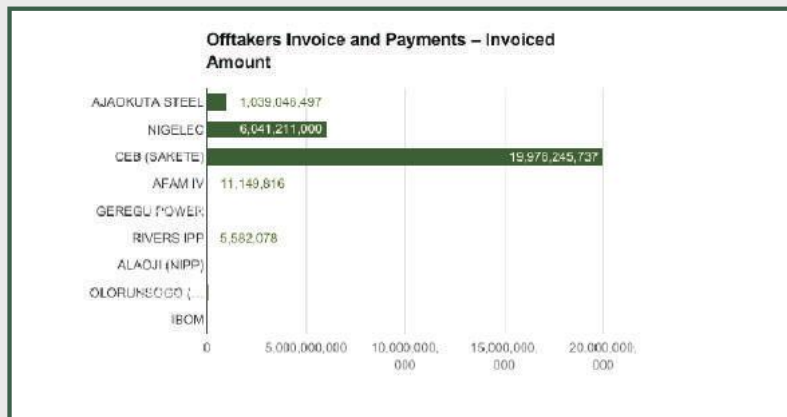
Nigerian Bulk Electricity Invoices and Payment from GENCOs to DISCOs and Offtakers - 2016



Offtakers Invoice and Payments – Invoiced Amount

S/N	Load Participants		Jan-16	Feb-16	Mar-16	Apr-16	May-16	Jun-16
1	AJAOKUTA STEEL		65,689,783	61,593,684	70,334,929	59,345,891	96,490,054	114,457,769
2	NIGELEC	Intern' Custs	345,555,028	359,255,647	468,263,945	441,821,073	536,344,149	500,629,090
3	CEB (SAKETE)	Intern' Custs	1,854,403,478	1,888,977,966	1,582,728,974	1,408,186,182	1,641,087,068	1,258,216,261
4	AFAM IV		788,444	-	1,029,491	991,043	1,373,792	1,225,118
5	GEREGU POWER		-	-	3,431,150	-	-	-
6	RIVERS IPP		-	-	-	798,358	1,006,895	901,548
7	ALAOJI (NIPP)		-	-	-	-	-	-
8	OLORUNSOGO (NIPP)		-	-	-	-	17,406,119	13,824,353
9	IBOM		-	-	-	-	-	-
	Total		2,266,436,733	2,309,827,296	2,125,788,488	1,911,142,547	2,293,708,076	1,889,254,138

S/N	Load Participants	Jul-16	Aug-16	Sep-16	Oct-16	Nov-16	Dec-16	Total
1	AJAOKUTA STEEL	133,968,417	103,216,231	110,668,075.93	112,936,498.40	110,345,166	0	1,039,046,497
2	NIGELEC	652,253,547	709,059,556	675,032,711.41	692,751,753.83	660,244,501	0	6,041,211,000
3	CEB (SAKETE)	1,790,238,975	1,946,689,708	1,704,916,847.33	1,461,892,029.15	2,440,908,248	0	19,978,245,737
4	AFAM IV	927,252	866,917	1,138,106.95	1,426,287.48	1,383,364	-	11,149,816
5	GEREGU POWER	-	-	-	-	-	-	3,431,150
6	RIVERS IPP	-	-	-	1,573,362.55	1,301,915	-	5,582,078
7	ALAOJI (NIPP)	11,327,191	-	-	-	-	-	-
8	OLORUNSOGO (NIPP)	12,232,105	7,063,962	-	-	8,329,457	-	58,855,996
9	IBOM	-	-	-	-	352,606	-	-
	Total	2,600,947,487	2,766,896,374	2,491,755,742	3,270,579,931	3,222,865,256	-	27,137,522,273



A total invoice of N27.14bn was issued by GENCOs to Offtakers in 2016. The highest invoice of N41.73bn was issued in October 2016.

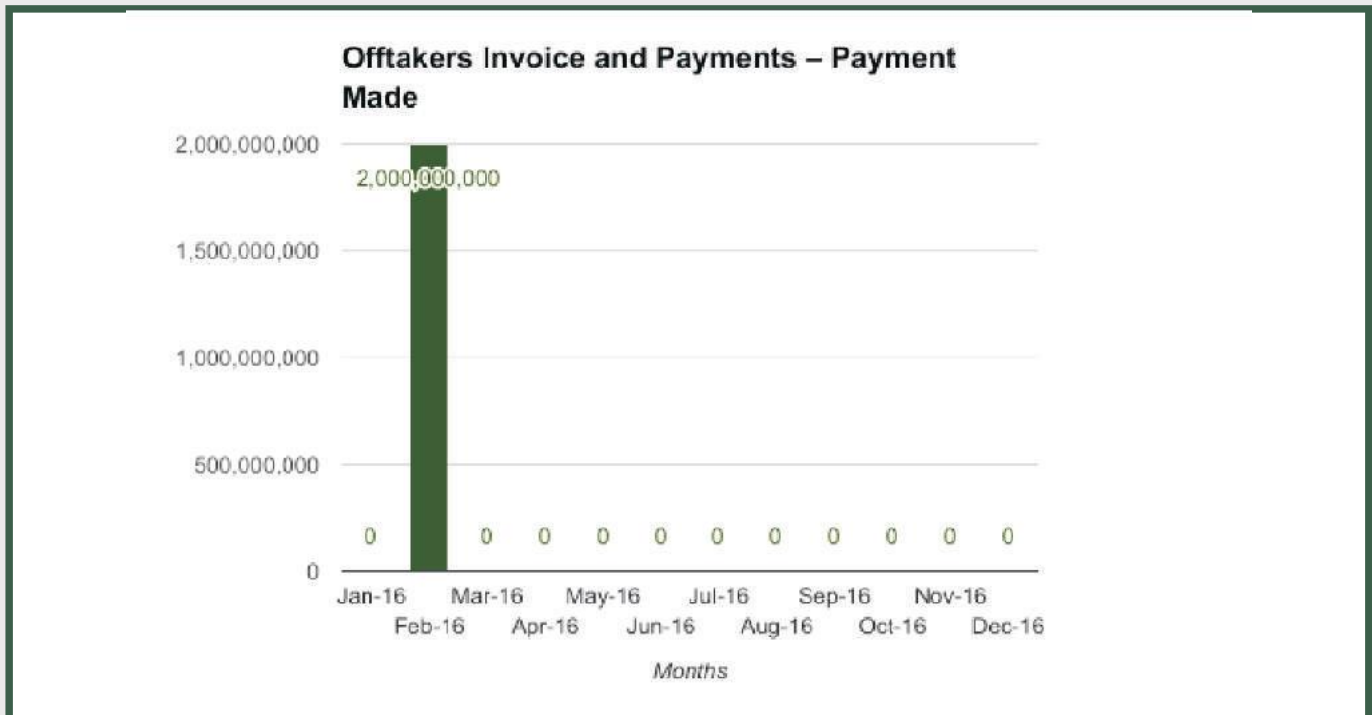
Nigerian Bulk Electricity Invoices and Payment from GENCOs to DISCOs and Offtakers - 2016



Offtakers Invoice and Payments – Payment Made

S/N	Load Participants		Jan-16	Feb-16	Mar-16	Apr-16	May-16	Jun-16
1	AJAKUTA STEEL		-	-	-	-	-	-
2	NIGELEC	Intern' Custs	-	2,000,000,000	-	-	-	-
3	CEB (SAKETE)	Intern' Custs	-	-	-	-	-	-
4	AFAM IV		-	-	-	-	-	-
5	GEREGU POWER		-	-	-	-	-	-
6	RIVERS IPP		-	-	-	-	-	-
7	OLORUNSOGO (NIPP)		-	-	-	-	-	-
	Total		-	2,000,000,000	-	-	-	-

S/N	Load Participants	Jul-16	Aug-16	Sep-16	Oct-16	Nov-16	Dec-16	Total
1	AJAKUTA STEEL	-	-	-	-	-	-	-
2	NIGELEC	-	-	-	-	-	-	2,000,000,000
3	CEB (SAKETE)	-	-	-	-	-	-	-
4	AFAM IV	-	-	-	-	-	-	-
5	GEREGU POWER	-	-	-	-	-	-	-
6	RIVERS IPP	-	-	-	-	-	-	-
7	OLORUNSOGO (NIPP)	-	-	-	-	-	-	-
	Total	-	-	-	-	-	-	2,000,000,000



NB: NBET is not the primary receiver of Intl Customer payments Values reflected

Payment received in 2016 was put at N2bn. The only payment was made in February 2016.

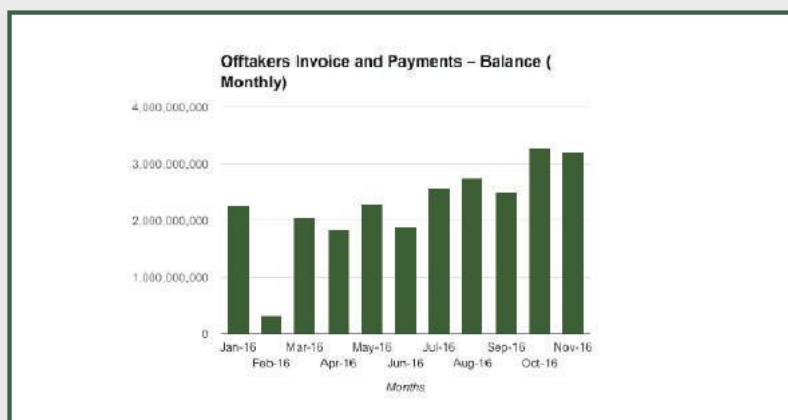
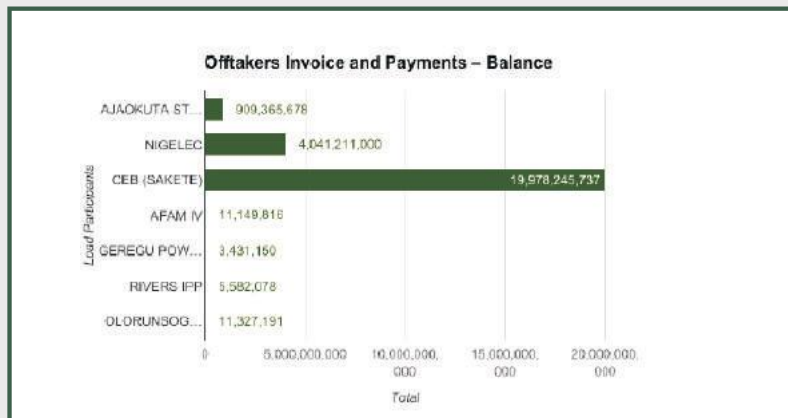
Nigerian Bulk Electricity Invoices and Payment from GENCOs to DISCOs and Offtakers - 2016

Offtakers Invoice and Payments – Balance



S/N	Load Participants	Jan-16	Feb-16	Mar-16	Apr-16	May-16	Jun-16	
1	AJAKUTA STEEL	65,689,783	61,593,684	-	-	96,490,054	114,457,769	
2	NIGELEC	Intern' Custs	345,555,028	1,640,744,353	468,263,945	441,821,073	536,344,149	500,629,090
3	CEB (SAKETE)	Intern' Custs	1,854,403,478	1,888,977,966	1,582,728,974	1,408,186,182	1,641,087,068	1,258,216,261
4	AFAM IV	788,444	-	1,029,491	991,043	1,373,792	1,225,118	
5	GEREGU POWER	-	-	3,431,150	-	-	-	
6	RIVERS IPP	-	-	-	798,358	1,006,895	901,548	
7	OLORUNSOGO (NIPP)	-	-	-	-	-	-	
	Total	2,265,648,289	309,827,296	2,050,992,919	1,850,007,255	2,273,921,270	1,873,303,119	

S/N	Load Participants	Jul-16	Aug-16	Sep-16	Oct-16	Nov-16	Dec-16	Total
1	AJAKUTA STEEL	133,968,417	103,216,231	110,668,076	112,936,498	110,345,166	-	909,365,678
2	NIGELEC	652,253,547	709,059,556	675,032,711	692,751,754	660,244,501	-	4,041,211,000
3	CEB (SAKETE)	1,790,238,975	1,946,689,708	1,704,916,847	2,461,892,029	2,440,908,248	-	19,978,245,737
4	AFAM IV	927,252	866,917	1,138,107	1,426,287	1,383,364	-	11,149,816
5	GEREGU POWER	-	-	-	-	-	-	3,431,150
6	RIVERS IPP	-	-	-	1,573,363	1,301,915	-	5,582,078
7	OLORUNSOGO (NIPP)	11,327,191	-	-	-	-	-	11,327,191
	Total	2,576,460,939	2,758,965,495	2,490,617,635	3,267,580,281	3,211,497,915	-	24,960,312,649



The balance of Offtakers Invoice and Payments in 2016 was put at N24.96bn. The highest balance was recorded in October 2016.

Nigerian Bulk Electricity Invoices and Payment from GENCOs to DISCOs and Offtakers - 2016



GENCOs Payment from DISCOs – Total Invoice

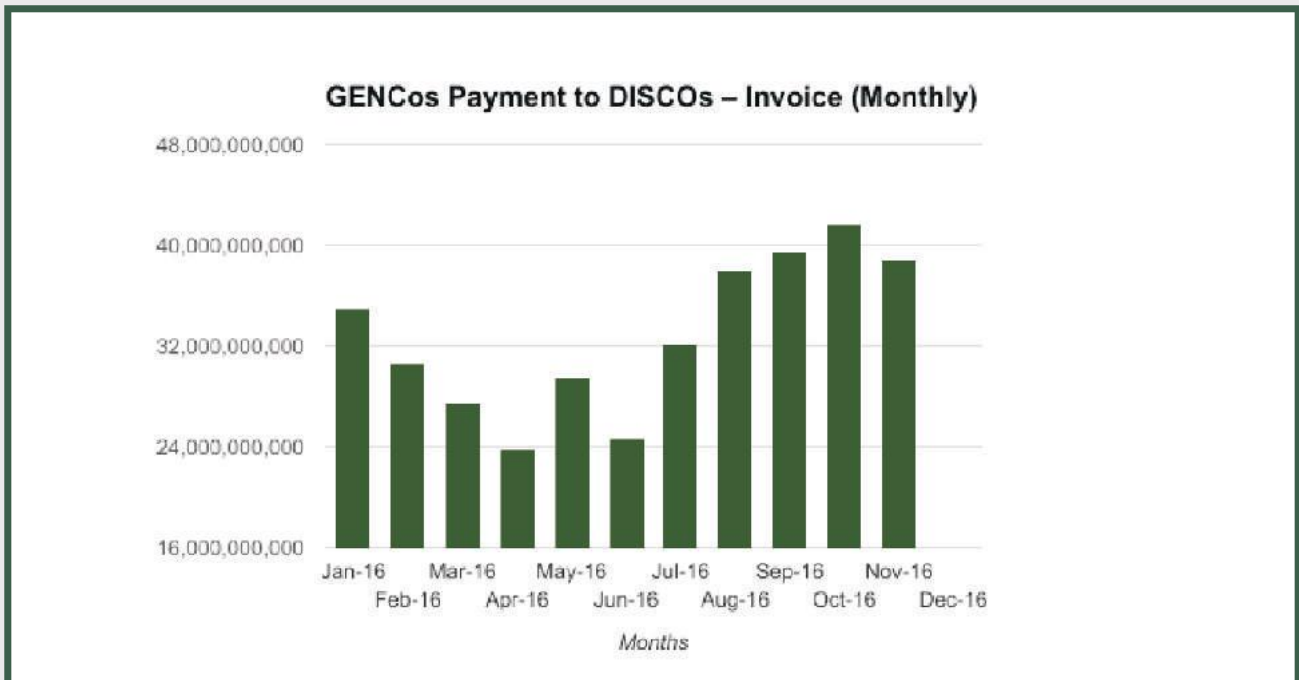
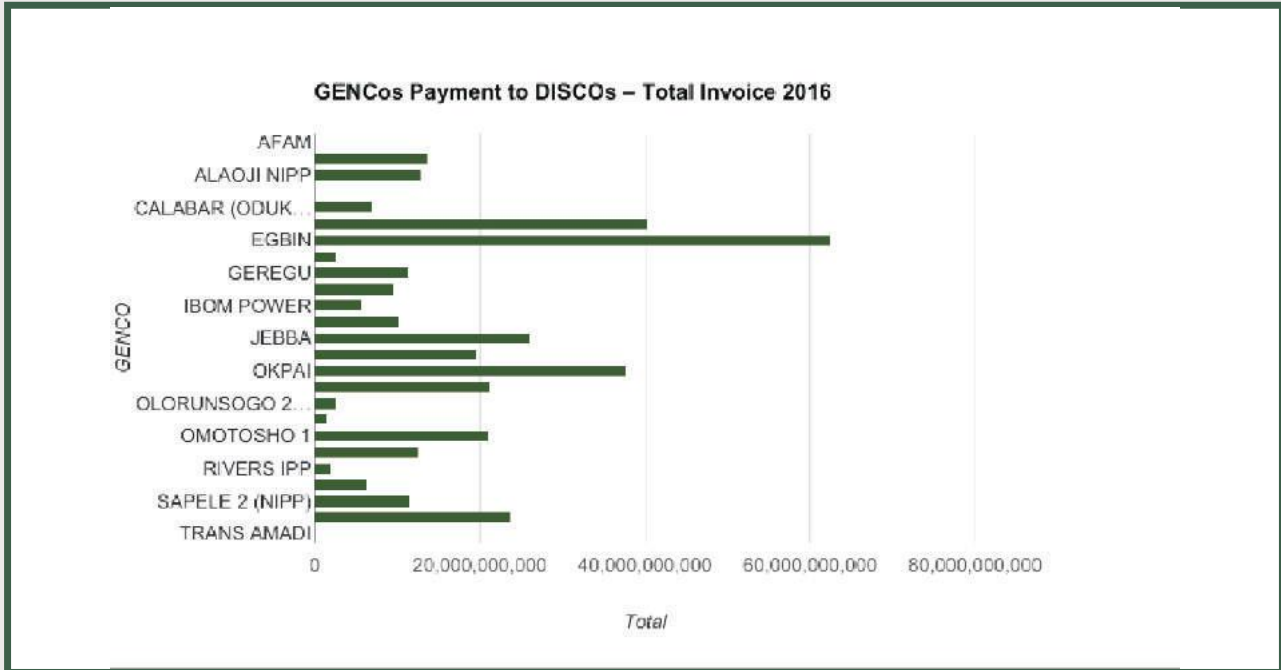
S/N	GENCO	Jan-16	Feb-16	Mar-16	Apr-16	May-16	Jun-16
1	AFAM	-	-	-	-	-	-
2	AFAM VI (SHELL)	776,519,645	1,647,211,876	1,936,559,427	1,769,712,965	2,754,865,833	1,405,393,301
3	ALAOJI NIPP	1,880,509,054	1,162,081,342	1,067,709,357	1,844,103,696	2,052,715,650	1,316,751,943
4	ASCO	-	-	-	-	-	-
5	CALABAR (ODUKPANI)	694,008,533	673,217,893	541,688,055	470,275,235	476,296,079	408,952,505
6	DELTA	3,905,356,567	2,834,243,657	2,704,503,274	2,600,130,360	3,574,042,965	2,548,773,049
7	EGBIN	9,497,223,600	7,451,353,882	5,774,403,778	3,827,609,510	4,770,368,445	3,358,844,631
8	GBARAIN NIPP	-	-	-	-	117,592,343	468,725,418
9	GEREGU	1,841,965,001	1,134,735,138	-	141,589,358	719,394,915	776,896,750
10	GEREGU NIPP	924,884,008	946,807,396	433,545,484	898,185,037	783,644,813	664,852,853
11	IBOM POWER	470,257,739	400,260,626	602,209,617	627,987,311	825,286,053	744,844,134
12	IHOVBOR NIPP	720,136,304	1,051,884,250	943,894,747	988,800,589	799,731,915	484,822,110
13	JEBBA	1,352,120,410	1,529,789,365	1,594,591,154	1,291,441,524	2,077,246,616	2,571,544,846
14	KAINJI	1,346,226,857	1,436,480,990	1,515,677,540	1,443,198,865	1,872,394,202	1,805,253,758
15	OKPAI	2,765,977,373	2,692,431,732	2,613,787,581	2,603,023,634	3,486,795,848	2,838,210,734
16	OLORUNSOGO 1	2,154,018,015	1,409,049,078	1,558,410,674	1,343,651,647	1,598,194,222	1,376,233,365
17	OLORUNSOGO 2 (NIPP)	122,204,815	30,094,045	99,937,237	203,820,897	-	-
18	OMOKU	-	-	-	-	-	54,569,049
19	OMOTOSHO 1	2,340,824,716	1,411,665,466	1,498,538,013	1,055,885,692	1,609,756,194	1,369,913,487
20	OMOTOSHO 2	1,493,214,705	1,077,991,177	1,014,730,277	949,951,655	476,098,971	394,455,600
21	RIVERS IPP	-	860,329,312	771,165,142	-	-	-
22	SAPELE	442,274,569	501,931,511	232,886,464	341,078,160	244,761,868	525,288,770
23	SAPELE 2 (NIPP)	897,486,919	965,036,870	964,385,553	771,307,114	687,990,134	657,653,725
24	SHIRORO	1,320,358,606	1,373,914,554	1,683,987,179	721,613,024	555,142,361	972,018,977
25	TRANS AMADI	-	-	-	-	-	-
	Total	34,945,567,433	30,590,510,159	27,552,610,553	23,893,366,272	29,482,319,427	24,743,999,007

S/N	GENCO	Jul-16	Aug-16	Sep-16	Oct-16	Nov-16	Dec-16	Total
1	AFAM	-	-	-	-	-	-	-
2	AFAM VI (SHELL)	1,177,671,061	151,309,846	121,256,251	262,618,243	1,626,953,239	-	13,630,071,688
3	ALAOJI NIPP	-	978,859,400	665,323,310	586,179,409	1,238,066,259	-	12,792,299,419
4	ASCO	-	-	-	-	-	-	-
5	CALABAR (ODUKPANI)	567,184,680	695,200,331	582,930,453	663,332,556	1,215,530,346	-	6,988,616,665
6	DELTA	4,553,377,553	4,480,043,940	3,955,410,017	5,094,555,564	4,174,762,874	-	40,425,199,819
7	EGBIN	3,307,843,275	5,748,232,833	6,594,426,703	7,339,499,429	4,834,598,642	-	62,504,404,729
8	GBARAIN NIPP	722,521,602	-	501,009,418	746,664,534	119,186,446	-	2,675,699,762
9	GEREGU	1,022,231,912	1,259,272,206	1,246,551,340	1,735,601,215	1,506,168,497	-	11,384,406,333
10	GEREGU NIPP	649,423,684	995,672,472	957,141,792	1,121,487,530	1,118,716,837	-	9,494,361,906
11	IBOM POWER	651,213,096	540,937,204	477,730,397	381,681,084	-	-	5,722,407,260
12	IHOVBOR NIPP	842,461,287	1,401,729,340	1,315,342,973	441,869,118	1,235,107,965	-	10,225,780,600
13	JEBBA	2,723,453,474	3,187,563,509	3,287,394,746	3,450,091,664	3,029,850,037	-	26,095,087,344
14	KAINJI	2,285,332,915	2,261,248,018	1,549,013,902	1,793,902,298	2,316,151,885	-	19,624,881,228
15	OKPAI	3,986,639,112	4,274,403,054	4,153,377,280	3,237,185,617	5,122,290,680	-	37,774,122,646
16	OLORUNSOGO 1	1,952,119,846	2,118,004,631	2,587,295,314	2,665,178,743	2,386,628,632	-	21,148,784,167
17	OLORUNSOGO 2 (NIPP)	-	-	1,032,592,946	1,133,831,464	-	-	2,622,481,403
18	OMOKU	-	69,730,731	428,219,975	377,008,075	497,851,802	-	1,427,379,632
19	OMOTOSHO 1	1,780,966,691	2,083,353,553	2,719,298,879	2,915,481,524	2,191,435,001	-	20,977,119,216
20	OMOTOSHO 2	1,159,941,701	1,373,896,194	1,235,361,791	2,180,262,531	1,130,433,623	-	12,486,338,225
21	RIVERS IPP	108,815,372	41,024,259	200,039,394	-	-	-	1,981,373,478
22	SAPELE	824,417,405	927,554,240	619,343,334	887,197,356	735,312,496	-	6,282,046,174
23	SAPELE 2 (NIPP)	1,244,798,398	1,339,041,927	1,320,135,399	1,343,746,008	1,273,379,011	-	11,464,961,057
24	SHIRORO	2,595,822,176	4,165,193,202	3,906,889,888	3,369,274,564	3,125,963,645	-	23,790,178,176
25	TRANS AMADI	-	-	-	-	2,945,331	-	2,945,331
	Total	32,156,235,242	38,092,270,890	39,456,085,500	41,726,648,527	38,881,333,249	-	361,520,946,258

Nigerian Bulk Electricity Invoices and Payment from GENCOs to DISCOs and Offtakers - 2016



GENCOs Payment from DISCOs – Total Invoice



A total invoice of N361.52bn was issued by GENCOs to Discos in 2016. The highest invoice of N41.73bn was issued in October 2016.

Nigerian Bulk Electricity Invoices and Payment from GENCOs to DISCOs and Offtakers - 2016



GENCOs Payment from DISCOs – DISCOs Share of Total Invoice

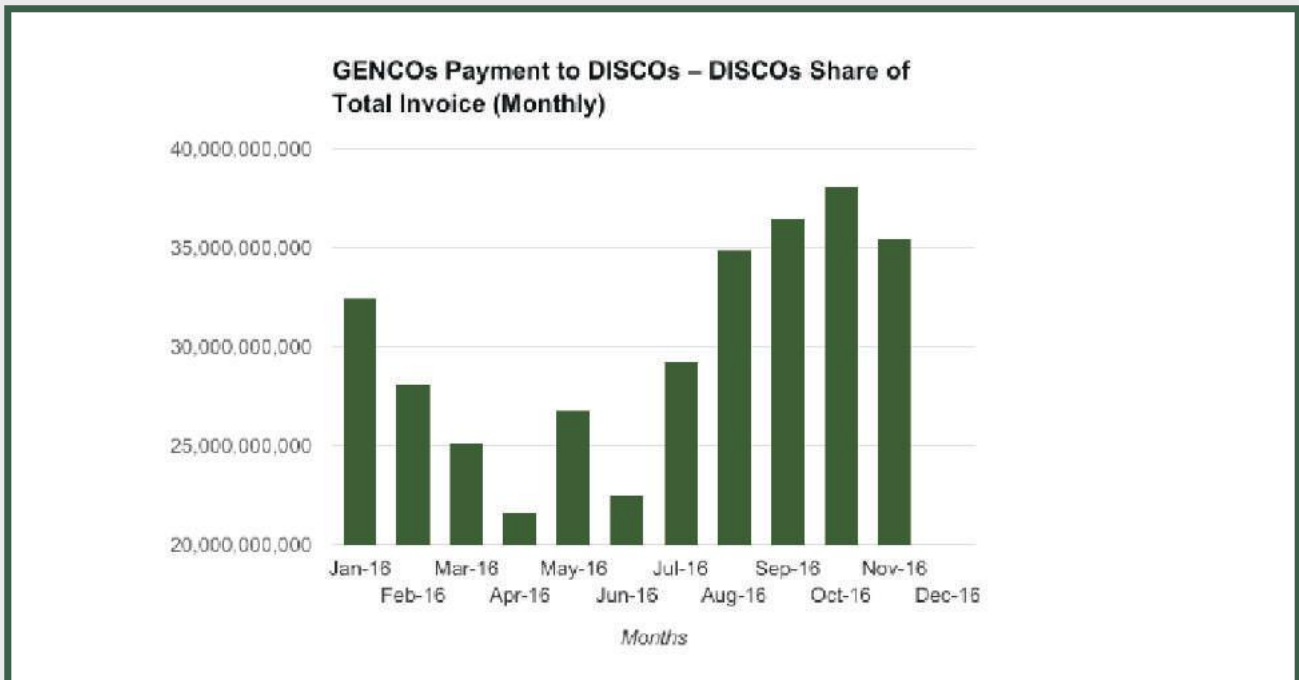
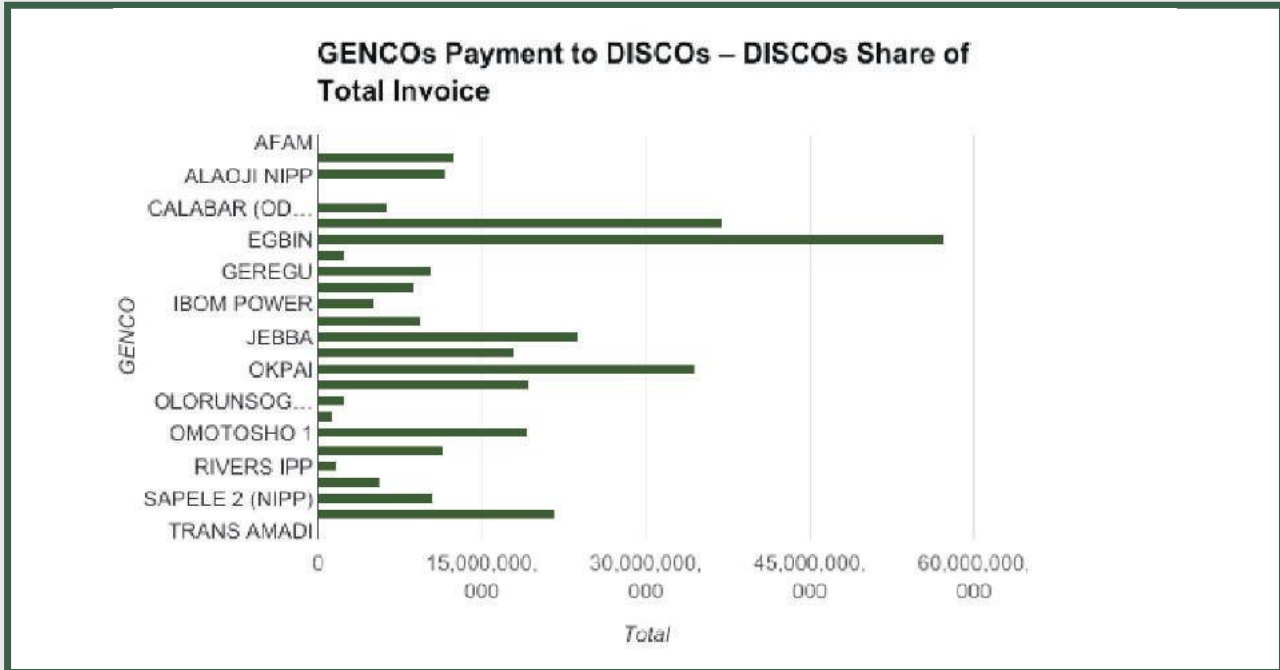
S/N	GENCO	Jan-16	Feb-16	Mar-16	Apr-16	May-16	Jun-16
1	AFAM	-	-	-	-	-	-
2	AFAM VI (SHELL)	720,454,647	1,512,103,572	1,766,993,121	1,607,282,978	2,508,995,950	1,279,957,288
3	ALAOJI NIPP	1,744,735,622	1,066,764,618	974,220,085	1,674,845,887	1,869,512,188	1,199,227,465
4	ASCO	-	-	-	-	-	-
5	CALABAR (ODUKPANI)	643,900,867	617,998,932	494,257,524	427,111,851	433,786,981	372,452,137
6	DELTA	3,623,388,414	2,601,772,132	2,467,695,343	2,361,481,976	3,255,062,086	2,321,286,602
7	EGBIN	8,811,520,631	6,840,175,802	5,268,793,516	3,476,299,114	4,344,616,338	3,059,056,608
8	GBARAIN NIPP	-	-	-	-	107,097,308	426,890,120
9	GEREGU	1,708,974,464	1,041,661,416	-	128,593,828	655,189,413	707,556,139
10	GEREGU NIPP	858,107,049	869,147,962	395,583,981	815,746,705	713,705,052	605,512,531
11	IBOM POWER	436,304,960	367,430,281	549,479,781	570,348,602	751,629,840	678,364,325
12	IHOVBOR NIPP	668,142,204	965,606,158	861,246,756	898,045,269	728,356,391	441,550,129
13	JEBBA	1,254,496,829	1,404,312,339	1,454,967,795	1,172,908,839	1,891,853,782	2,342,025,940
14	KAINJI	1,249,028,792	1,318,657,342	1,382,963,905	1,310,737,399	1,705,284,306	1,644,128,873
15	OKPAI	2,566,272,809	2,471,591,965	2,384,922,771	2,364,109,695	3,175,601,714	2,584,891,013
16	OLORUNSOGO 1	1,998,497,137	1,293,475,462	1,421,955,299	1,220,326,948	1,455,556,486	1,253,399,972
17	OLORUNSOGO 2 (NIPP)	113,381,583	27,625,658	91,186,672	185,113,555	-	-
18	OMOKU	-	-	-	-	-	49,698,580
19	OMOTOSHO 1	2,171,816,327	1,295,877,247	1,367,325,125	958,973,084	1,466,086,560	1,247,644,165
20	OMOTOSHO 2	1,385,404,065	989,571,732	925,879,885	862,762,016	433,607,465	359,249,130
21	RIVERS IPP	-	789,763,019	703,641,459	-	-	-
22	SAPELE	410,342,185	460,761,874	212,494,785	309,772,902	222,917,040	478,405,006
23	SAPELE 2 (NIPP)	832,688,040	885,882,210	879,943,375	700,514,049	626,587,487	598,955,949
24	SHIRORO	1,225,028,238	1,261,222,757	1,536,536,251	655,381,043	505,596,287	885,263,060
25	TRANS AMADI	-	-	-	-	-	-
	Total	32,422,484,863	28,081,402,477	25,140,087,428	21,700,355,742	26,851,042,670	22,535,515,031

S/N	GENCO	Jun-16	Jul-16	Aug-16	Sep-16	Oct-16	Nov-16	Dec-16	Total
1	AFAM	-	-	-	-	-	-	-	-
2	AFAM VI (SHELL)	1,279,957,288	1,072,445,906	138,737,143	112,160,844	239,732,035	1,484,471,140	-	12,443,334,624
3	ALAOJI NIPP	1,199,227,465	-	897,523,590	615,417,543	535,096,043	1,129,641,337	-	11,706,984,377
4	ASCO	-	-	-	-	-	-	-	-
5	CALABAR (ODUKPANI)	372,452,137	516,506,610	637,434,443	539,204,958	605,525,579	1,109,079,029	-	6,397,258,911
6	DELTA	2,321,286,602	4,146,532,319	4,107,786,184	3,658,715,513	4,650,583,903	3,809,153,733	-	37,003,458,205
7	EGBIN	3,059,056,608	3,012,286,789	5,270,598,175	6,099,780,094	6,699,889,219	4,411,203,706	-	57,294,219,993
8	GBARAIN NIPP	426,890,120	657,964,146	-	463,428,803	681,595,484	108,748,571	-	2,445,724,431
9	GEREGU	707,556,139	930,895,278	1,154,636,213	1,153,047,777	1,584,349,993	1,374,264,246	-	10,439,168,766
10	GEREGU NIPP	605,512,531	591,397,542	912,939,623	885,346,780	1,023,754,042	1,020,744,063	-	8,691,985,331
11	IBOM POWER	678,364,325	593,027,070	495,989,415	441,895,936	348,418,991	-	-	5,232,889,200
12	IHOVBOR NIPP	441,550,129	767,187,195	1,285,256,237	1,216,679,363	403,361,860	1,126,942,118	-	9,362,373,681
13	JEBBA	2,342,025,940	2,480,112,338	2,922,701,098	3,040,807,932	3,149,428,945	2,764,507,812	-	23,878,123,649
14	KAINJI	1,644,128,873	2,081,137,942	2,073,355,416	1,432,822,683	1,637,570,352	2,113,312,508	-	17,948,999,518
15	OKPAI	2,584,891,013	3,630,432,076	3,919,232,500	3,841,833,292	2,955,076,872	4,673,700,820	-	34,567,665,527
16	OLORUNSOGO 1	1,253,399,972	1,777,697,531	1,942,014,470	2,393,222,818	2,432,918,280	2,177,617,181	-	19,366,681,585
17	OLORUNSOGO 2 (NIPP)	-	-	-	955,138,359	1,035,022,248	-	-	2,407,468,076
18	OMOKU	49,698,580	-	63,936,634	396,099,282	344,153,217	454,251,920	-	1,308,139,634
19	OMOTOSHO 1	1,247,644,165	1,621,836,946	1,910,242,635	2,515,324,821	2,661,408,100	1,999,517,833	-	19,216,052,844
20	OMOTOSHO 2	359,249,130	1,056,300,668	1,259,735,815	1,142,697,553	1,990,260,721	1,031,434,739	-	11,436,903,788
21	RIVERS IPP	-	99,092,696	37,615,453	185,034,479	-	-	-	1,815,147,106
22	SAPELE	478,405,006	750,755,538	850,481,500	572,886,516	809,881,391	670,916,750	-	5,749,615,487
23	SAPELE 2 (NIPP)	598,955,949	1,133,575,401	1,227,777,673	1,221,112,311	1,226,643,517	1,161,861,538	-	10,495,541,550
24	SHIRORO	885,263,060	2,363,884,923	3,819,097,160	3,613,834,870	3,075,654,756	2,852,204,172	-	21,793,703,517
25	TRANS AMADI	-	-	-	-	-	2,687,391	-	2,687,391
	Total	22,535,515,031	29,283,068,914	34,927,091,379	36,496,492,528	38,090,325,549	35,476,260,608	-	331,004,127,190

Nigerian Bulk Electricity Invoices and Payment from GENCOs to DISCOs and Offtakers - 2016



GENCOs Payment from DISCOs – DISCOs Share of Total Invoice



A total sum of N331bn was the DISCOs Share of Total Invoice issued in 2016. The highest share was recorded in October 2016.

Nigerian Bulk Electricity Invoices and Payment from GENCOs to DISCOs and Offtakers - 2016



GENCOs Payment from DISCOs – Payment Received

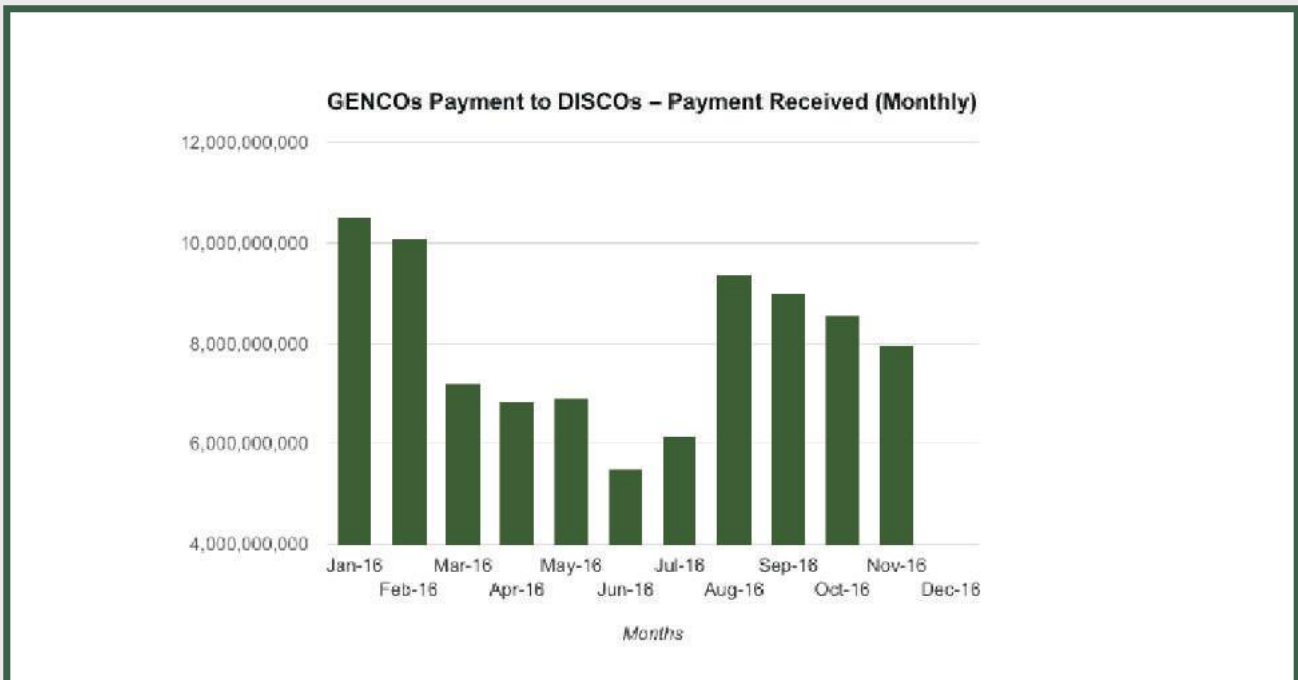
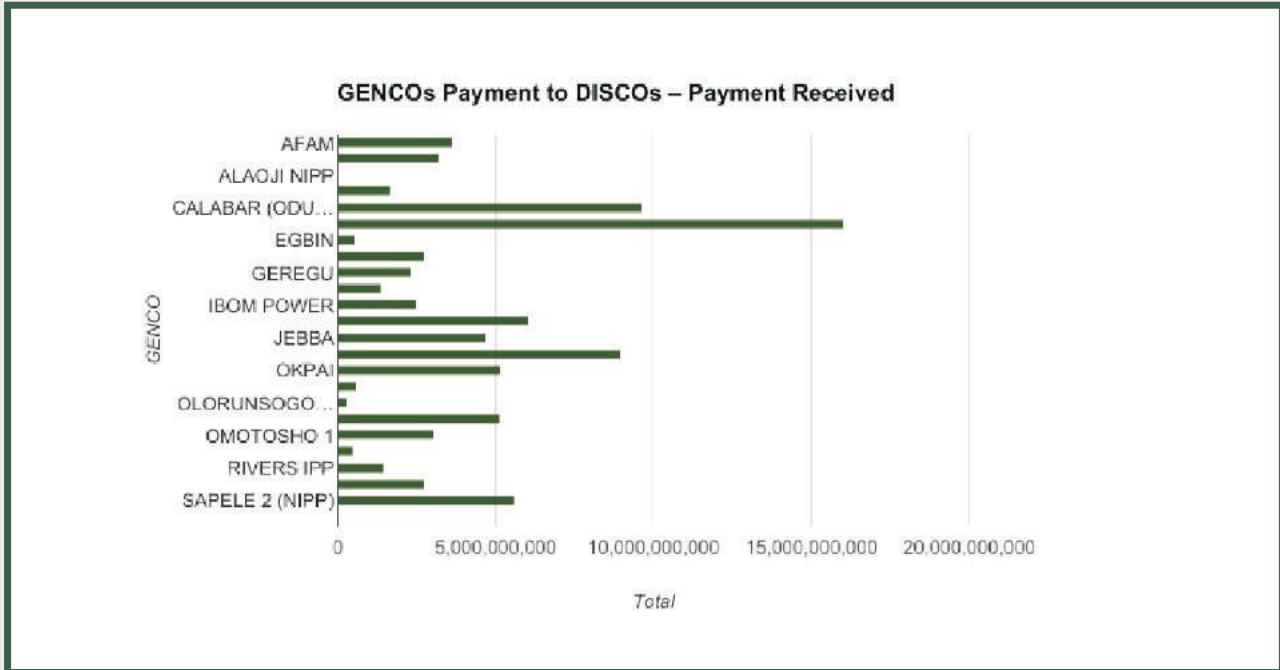
S/N	GENCO	Jan-16	Feb-16	Mar-16	Apr-16	May-16	Jun-16
1	AFAM	-	-	-	-	-	-
2	AFAM VI (SHELL)	231,885,927	543,380,667	506,133,760	503,520,648	834,558,776	339,782,812
3	ALAOJI NIPP	564,461,100	383,724,769	279,147,543	527,351,422	463,769,927	242,970,098
4	ASCO	-	-	-	-	-	-
5	CALABAR (ODUKPANI) NIPP	208,317,151	222,300,303	141,621,771	134,482,839	107,614,283	75,456,245
6	DELTA	1,172,250,706	935,880,069	707,079,825	743,549,832	693,816,162	590,577,507
7	EGBIN	2,850,733,366	2,460,470,739	1,509,690,461	1,094,567,148	1,316,219,932	778,279,604
8	GBARAIN NIPP	-	-	-	-	26,569,847	86,505,020
9	GEREGU	552,893,115	374,694,821	-	40,489,794	139,653,840	180,015,144
10	GEREGU NIPP	277,618,054	312,640,736	113,622,294	256,850,608	177,053,931	122,661,687
11	IBOM POWER	141,154,868	132,167,868	157,444,846	179,583,178	194,367,405	144,039,988
12	IHOVBOR NIPP	216,160,246	347,336,494	246,776,803	282,763,600	180,670,734	89,438,124
13	JEBBA	405,859,128	505,143,364	417,913,224	370,207,805	403,248,295	595,853,891
14	KAINJI	404,090,090	474,332,517	397,231,407	413,710,822	363,481,044	418,296,215
15	OKPAI	830,249,403	889,053,130	683,797,822	744,786,301	675,587,696	658,016,536
16	OLORUNSOGO 1	646,560,667	465,274,533	407,434,334	384,237,857	440,961,727	318,887,816
17	OLORUNSOGO 2 (NIPP)	36,654,553	9,937,785	26,128,116	58,285,898	-	-
18	OMOKU	-	-	-	-	-	11,804,791
19	OMOTOSHO 1	702,633,487	466,138,416	391,781,018	301,946,919	444,151,654	317,422,619
20	OMOTOSHO 2 (NIPP)	448,210,958	355,957,574	265,296,416	271,654,114	107,539,399	72,754,725
21	RIVERS IPP	-	267,477,480	188,160,701	-	-	-
22	SAPELE	132,755,857	165,740,436	60,887,086	97,536,881	47,486,426	117,600,964
23	SAPELE 2 (NIPP)	269,394,330	318,659,340	252,134,026	220,567,806	155,440,989	121,371,254
24	SHIRORO	396,326,082	453,672,777	440,270,169	206,859,897	153,171,816	224,765,413
25	TRANS AMADI	-	-	-	-	-	-
	Total	10,488,209,088	10,083,983,820	7,192,551,622	6,832,953,368	6,925,363,884	5,506,500,454

S/N	GENCO	Jul-16	Aug-16	Sep-16	Oct-16	Nov-16	Dec-16	Total
1	AFAM	-	-	-	-	-	-	-
2	AFAM VI (SHELL)	224,596,697	37,231,060	27,632,431	52,436,128	340,419,442	-	3,641,578,348
3	ALAOJI NIPP	-	240,856,539	151,616,738	117,442,722	259,192,789	-	3,230,533,647
4	ASCO	-	-	-	-	-	-	-
5	CALABAR (ODUKPANI) NIPP	108,229,123	171,059,421	132,840,697	132,900,566	254,474,830	-	1,689,297,229
6	DELTA	868,867,292	1,102,352,685	901,375,834	1,020,708,706	873,998,805	-	9,610,457,423
7	EGBIN	631,196,688	1,414,401,283	1,502,766,302	1,470,489,594	1,012,137,351	-	16,040,952,469
8	GBARAIN NIPP	137,870,226	-	114,172,181	149,596,364	24,952,031	-	539,665,668
9	GEREGU	195,060,449	309,854,572	284,069,477	347,732,642	315,320,775	-	2,739,784,630
10	GEREGU NIPP	123,921,816	244,993,539	218,117,585	224,693,218	234,206,638	-	2,306,380,106
11	IBOM POWER	124,262,527	133,101,515	108,867,260	76,470,902	-	-	1,391,460,359
12	IHOVBOR NIPP	160,756,893	344,907,226	299,746,010	88,529,735	258,573,461	-	2,515,659,326
13	JEBBA	519,684,452	784,326,761	749,145,606	691,235,646	634,307,958	-	6,076,926,132
14	KAINJI	436,083,082	556,399,058	352,995,928	359,413,411	484,893,164	-	4,660,926,739
15	OKPAI	760,778,255	1,051,757,974	946,253,806	841,442,100	881,277,019	-	8,963,000,042
16	OLORUNSOGO 1	372,498,731	521,152,379	589,603,965	533,976,145	499,647,677	-	5,180,235,831
17	OLORUNSOGO 2 (NIPP)	-	-	235,311,719	227,166,361	-	-	593,484,432
18	OMOKU	-	17,157,833	97,744,584	75,534,641	104,226,729	-	306,468,578
19	OMOTOSHO 1	339,813,419	512,626,213	619,685,504	584,125,020	458,783,320	-	5,139,107,589
20	OMOTOSHO 2 (NIPP)	221,337,913	338,058,117	281,519,556	436,821,804	236,659,582	-	3,035,810,157
21	RIVERS IPP	19,626,797	10,094,364	45,585,837	-	-	-	530,945,180
22	SAPELE	157,313,844	228,232,519	141,138,623	177,752,515	153,939,820	-	1,480,384,970
23	SAPELE 2 (NIPP)	237,530,109	329,482,462	300,838,128	269,223,338	266,585,617	-	2,741,227,398
24	SHIRORO	495,330,107	1,024,880,811	890,318,863	675,043,748	654,429,622	-	5,615,069,305
25	TRANS AMADI	-	-	-	-	616,614	-	616,614
	Total	6,134,758,419	9,372,926,330	8,991,346,634	8,552,735,307	7,948,643,246	-	88,029,972,172

Nigerian Bulk Electricity Invoices and Payment from GENCOs to DISCOs and Offtakers - 2016



GENCOs Payment from DISCOs – Payment Received



Payment received in 2016 was put at N88.03bn. The highest payment was made in January 2016.

Nigerian Bulk Electricity Invoices and Payment from GENCOs to DISCOs and Offtakers - 2016



GENCOs Payment from DISCOs – Balance

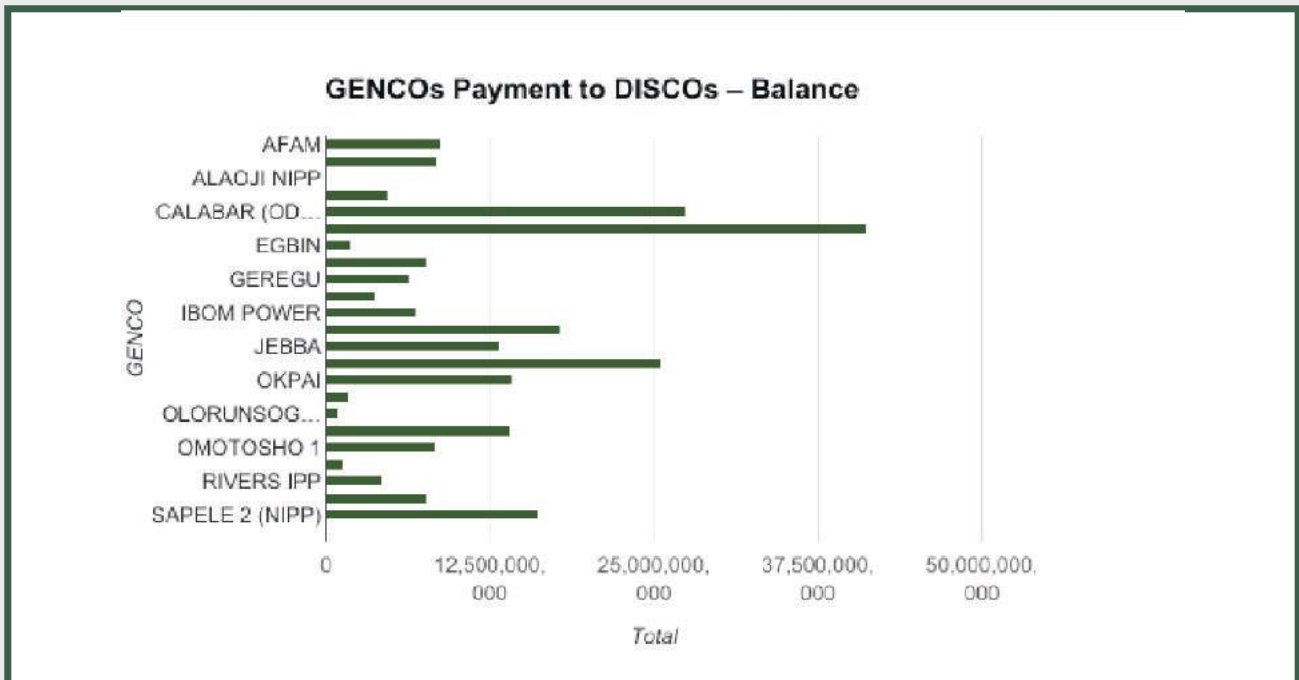
S/N	GENCO	Jan-16	Feb-16	Mar-16	Apr-16	May-16	Jun-16
1	AFAM	-	-	-	-	-	-
2	AFAM VI (SHELL)	488,568,720	968,722,905	1,260,859,361	1,103,762,330	1,674,437,174	940,174,476
3	ALAOJI NIPP	1,180,274,522	683,039,848	695,072,541	1,147,494,465	1,405,742,261	956,257,367
4	ASCO	-	-	-	-	-	-
5	CALABAR (ODUKPANI)	435,583,716	395,698,628	352,635,753	292,629,013	326,172,698	296,995,892
6	DELTA	2,451,137,708	1,665,892,063	1,760,615,518	1,617,932,144	2,561,245,924	1,730,709,094
7	EGBIN	5,960,787,265	4,379,705,063	3,759,103,055	2,381,731,966	3,028,396,406	2,280,777,004
8	GBARAIN NIPP	-	-	-	-	80,527,461	340,385,100
9	GEREGU	1,156,081,349	666,966,594	-	88,104,034	515,535,573	527,540,995
10	GEREGU NIPP	580,488,994	556,507,226	281,961,687	558,896,097	536,651,121	482,850,844
11	IBOM POWER	295,150,092	235,262,413	392,034,935	390,765,424	557,262,434	534,324,337
12	IHOVBOR NIPP	451,981,958	618,269,664	614,469,954	615,281,669	547,685,656	352,112,005
13	JEBBA	898,637,700	899,168,974	1,037,054,571	802,701,033	1,488,605,487	1,746,172,049
14	KAINJI	844,938,702	844,324,825	985,732,498	897,026,577	1,341,803,262	1,225,832,657
15	OKPAI	1,736,023,406	1,582,538,835	1,701,124,949	1,619,323,395	2,500,014,018	1,926,874,478
16	OLORUNSOGO 1	1,351,936,471	828,200,929	1,014,520,965	836,089,090	1,014,594,759	934,512,157
17	OLORUNSOGO 2 (NIPP)	76,727,030	17,687,873	65,058,557	126,827,657	-	-
18	OMOKU	-	-	-	-	-	37,893,789
19	OMOTOSHO 1	1,469,182,840	829,738,831	975,544,107	657,026,166	1,021,934,905	930,221,546
20	OMOTOSHO 2	937,193,107	633,614,158	660,583,469	591,107,902	326,068,065	286,494,405
21	RIVERS IPP	-	522,285,539	515,480,757	-	-	-
22	SAPELE	277,586,329	295,021,438	151,607,699	212,236,021	175,430,614	360,804,042
23	SAPELE 2 (NIPP)	563,293,710	567,222,870	627,809,349	479,946,243	471,146,498	477,584,695
24	SHIRORO	828,702,156	807,549,979	1,096,266,082	448,521,147	352,424,471	660,497,646
25	TRANS AMADI	-	-	-	-	-	-
	Total	21,934,275,775	17,997,418,657	17,947,535,807	14,867,402,374	19,925,678,786	17,029,014,578

S/N	GENCO	July-16	August-16	September-16	October-16	November-16	December-16	Total
1	AFAM	-	-	-	-	-	-	-
2	AFAM VI (SHELL)	847,849,210	101,506,083	84,528,413	187,295,907	1,144,051,698	-	8,801,756,275
3	ALAOJI NIPP	-	656,667,051	463,800,806	417,653,321	870,448,548	-	8,476,450,730
4	ASCO	-	-	-	-	-	-	-
5	CALABAR (ODUKPANI)	408,277,487	466,375,022	406,364,260	472,625,013	854,604,200	-	4,707,961,682
6	DELTA	3,277,665,027	3,005,433,499	2,757,339,679	3,629,875,197	2,935,154,928	-	27,393,000,782
7	EGBIN	2,381,090,101	3,856,196,892	4,597,013,792	5,229,399,626	3,399,066,355	-	41,253,267,524
8	GBARAIN NIPP	520,093,920	-	349,256,622	531,999,120	83,796,540	-	1,906,058,763
9	GEREGU	735,834,828	844,781,642	868,978,300	1,236,617,352	1,058,943,470	-	7,699,384,136
10	GEREGU NIPP	467,475,727	667,946,084	667,229,195	799,060,825	786,537,424	-	6,385,605,225
11	IBOM POWER	468,764,543	362,887,900	333,028,677	271,948,088	-	-	3,841,428,841
12	IHOVBOR NIPP	606,430,303	940,349,011	916,933,353	314,832,125	868,368,657	-	6,846,714,355
13	JEBBA	1,960,427,885	2,138,374,337	2,291,662,326	2,458,193,299	2,130,199,854	-	17,801,197,517
14	KAINJI	1,645,054,860	1,516,956,358	1,079,826,755	1,278,156,941	1,628,419,343	-	13,288,072,779
15	OKPAI	2,869,653,821	2,867,474,526	2,895,579,486	2,113,634,772	3,792,423,801	-	25,604,665,486
16	OLORUNSOGO 1	1,405,198,800	1,420,862,091	1,803,618,852	1,898,942,135	1,677,969,504	-	14,186,445,754
17	OLORUNSOGO 2 (NIPP)	-	-	719,826,640	807,855,887	-	-	1,813,983,644
18	OMOKU	-	46,778,802	298,354,698	268,618,576	350,025,190	-	1,001,671,056
19	OMOTOSHO 1	1,282,023,527	1,397,616,422	1,895,639,318	2,077,283,079	1,540,734,513	-	14,076,945,255
20	OMOTOSHO 2	834,962,755	921,677,698	861,177,997	1,553,438,917	794,775,157	-	8,401,093,630
21	RIVERS IPP	79,465,898	27,521,090	139,448,642	-	-	-	1,284,201,927
22	SAPELE	593,441,694	622,248,981	431,747,893	632,128,875	516,976,931	-	4,269,230,517
23	SAPELE 2 (NIPP)	896,045,292	898,295,212	920,274,182	957,420,179	895,275,922	-	7,754,314,152
24	SHIRORO	1,868,554,817	2,794,216,350	2,723,516,007	2,400,611,008	2,197,774,550	-	16,178,634,212
25	TRANS AMADI	-	-	-	-	2,070,777	-	2,070,777
	Total	23,148,310,495	25,554,165,049	27,505,145,894	29,537,590,242	27,527,617,362	-	242,974,155,019

Nigerian Bulk Electricity Invoices and Payment from GENCOs to DISCOs and Offtakers - 2016



GENCOs Payment from DISCOs – Balance



The balance of GENCOs' Payment from DISCOs in 2016 was put at N242.97bn. The highest balance was recorded in October 2016.

Nigerian Bulk Electricity Invoices and Payment from GENCOs to DISCOs and Offtakers - 2016



GENCOs Payment from Offtakers – Total Invoice

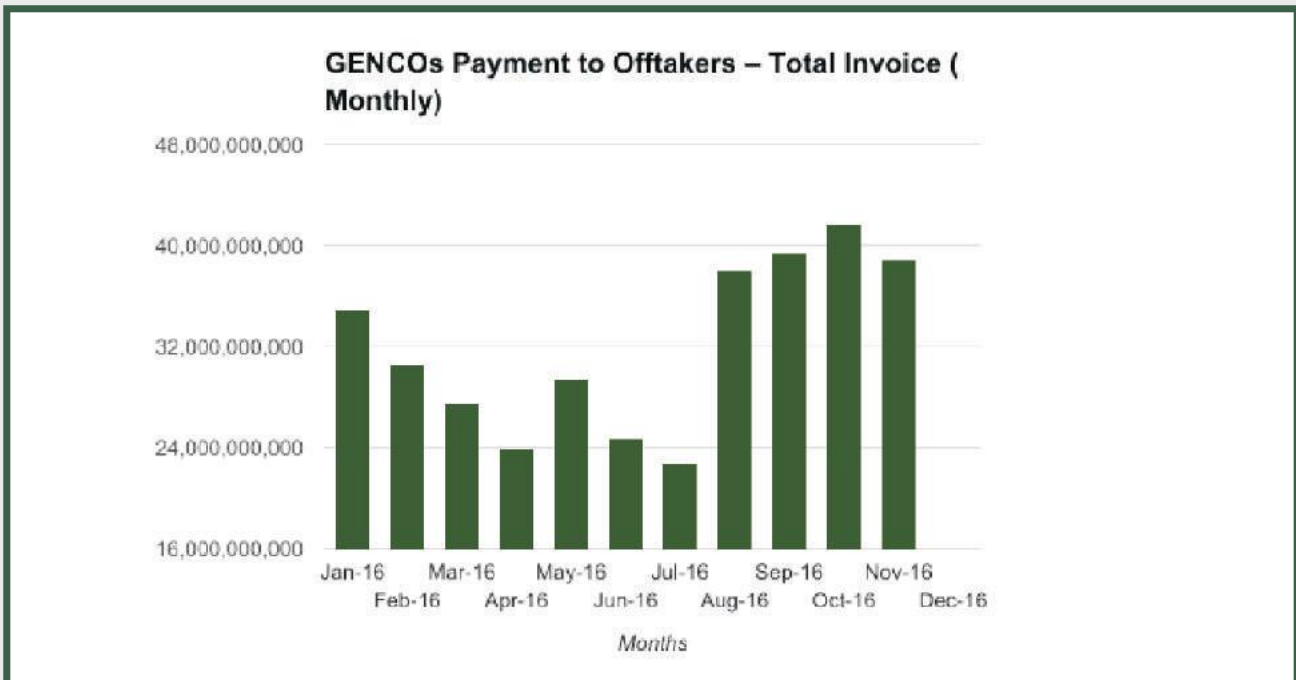
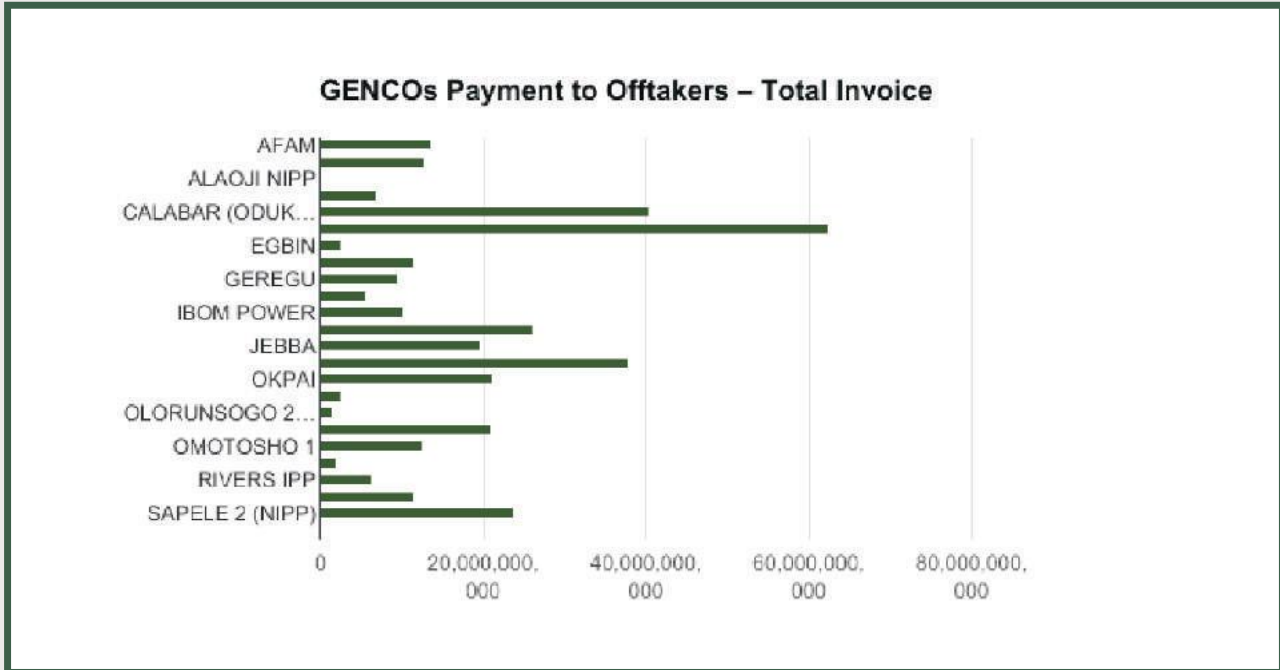
S/N	GENCO	Jan-16	Feb-16	Mar-16	Apr-16	May-16	Jun-16
1	AFAM	-	-	-	-	-	-
2	AFAM VI (SHELL)	776,519,645	1,647,211,876	1,936,559,427	1,769,712,965	2,754,865,833	1,405,393,301
3	ALAOJI NIPP	1,880,509,054	1,162,081,342	1,067,709,357	1,844,103,696	2,052,715,650	1,316,751,943
4	AJAOKUTA	-	-	-	-	-	-
5	CALABAR (ODUKPANI)	694,008,533	673,217,893	541,688,055	470,275,235	476,296,079	408,952,505
6	DELTA	3,905,356,567	2,834,243,657	2,704,503,274	2,600,130,360	3,574,042,965	2,548,773,049
7	EGBIN	9,497,223,600	7,451,353,882	5,774,403,778	3,827,609,510	4,770,368,445	3,358,844,631
8	GBARAIN NIPP	-	-	-	-	117,592,343	468,725,418
9	GEREGU	1,841,965,001	1,134,735,138	-	141,589,358	719,394,915	776,896,750
10	GEREGU NIPP	924,884,008	946,807,396	433,545,484	898,185,037	783,644,813	664,852,853
11	IBOM POWER	470,257,739	400,260,626	602,209,617	627,987,311	825,286,053	744,844,134
12	IHOVBOR NIPP	720,136,304	1,051,884,250	943,894,747	988,800,589	799,731,915	484,822,110
13	JEBBA	1,352,120,410	1,529,789,365	1,594,591,154	1,291,441,524	2,077,246,616	2,571,544,846
14	KAINJI	1,346,226,857	1,436,480,990	1,515,677,540	1,443,198,865	1,872,394,202	1,805,253,758
15	OKPAI	2,765,977,373	2,692,431,732	2,613,787,581	2,603,023,634	3,486,795,848	2,838,210,734
16	OLORUNSOGO 1	2,154,018,015	1,409,049,078	1,558,410,674	1,343,651,647	1,598,194,222	1,376,233,365
17	OLORUNSOGO 2 (NIPP)	122,204,815	30,094,045	99,937,237	203,820,897	-	-
18	OMOKU	-	-	-	-	-	54,569,049
19	OMOTOSHO 1	2,340,824,716	1,411,665,466	1,498,538,013	1,055,885,692	1,609,756,194	1,369,913,487
20	OMOTOSHO 2	1,493,214,705	1,077,991,177	1,014,730,277	949,951,655	476,098,971	394,455,600
21	RIVERS IPP	-	860,329,312	771,165,142	-	-	-
22	SAPELE	442,274,569	501,931,511	232,886,464	341,078,160	244,761,868	525,288,770
23	SAPELE 2 (NIPP)	897,486,919	965,036,870	964,385,553	771,307,114	687,990,134	657,653,725
24	SHIRORO	1,320,358,606	1,373,914,554	1,683,987,179	721,613,024	555,142,361	972,018,977
25	TRANS AMADI	-	-	-	-	-	-
	Total	34,945,567,433	30,590,510,159	27,552,610,553	23,893,366,272	29,482,319,427	24,743,999,007

S/N	GENCO	Jul-16	Aug-16	Sep-16	Oct-16	Nov-16	Dec-16	Total
1	AFAM	-	-	-	-	-	-	-
2	AFAM VI (SHELL)	1,177,671,061	151,309,846	121,256,251	262,618,243	1,626,953,239	-	13,630,071,688
3	ALAOJI NIPP	-	978,859,400	665,323,310	586,179,409	1,238,066,259	-	12,792,299,419
4	AJAOKUTA	-	-	-	-	-	-	-
5	CALABAR (ODUKPANI)	567,184,680	695,200,331	582,930,453	663,332,556	1,215,530,346	-	6,988,616,665
6	DELTA	4,553,377,553	4,480,043,940	3,955,410,017	5,094,555,564	4,174,762,874	-	40,425,199,819
7	EGBIN	3,307,843,275	5,748,232,833	6,594,426,703	7,339,499,429	4,834,598,642	-	62,504,404,729
8	GBARAIN NIPP	722,521,602	-	501,009,418	746,664,534	119,186,446	-	2,675,699,762
9	GEREGU	1,022,231,912	1,259,272,206	1,246,551,340	1,735,601,215	1,506,168,497	-	11,384,406,333
10	GEREGU NIPP	649,423,684	995,672,472	957,141,792	1,121,487,530	1,118,716,837	-	9,494,361,906
11	IBOM POWER	651,213,096	540,937,204	477,730,397	381,681,084	-	-	5,722,407,260
12	IHOVBOR NIPP	842,461,287	1,401,729,340	1,315,342,973	441,869,118	1,235,107,965	-	10,225,780,600
13	JEBBA	2,723,453,474	3,187,563,509	3,287,394,746	3,450,091,664	3,029,850,037	-	26,095,087,344
14	KAINJI	2,285,332,915	2,261,248,018	1,549,013,902	1,793,902,298	2,316,151,885	-	19,624,881,228
15	OKPAI	3,986,639,112	4,274,403,054	4,153,377,280	3,237,185,617	5,122,290,680	-	37,774,122,646
16	OLORUNSOGO 1	1,952,119,846	2,118,004,631	2,587,295,314	2,665,178,743	2,386,628,632	-	21,148,784,167
17	OLORUNSOGO 2 (NIPP)	-	-	1,032,592,946	1,133,831,464	-	-	2,622,481,403
18	OMOKU	-	69,730,731	428,219,975	377,008,075	497,851,802	-	1,427,379,632
19	OMOTOSHO 1	1,780,966,691	2,083,353,553	2,719,298,879	2,915,481,524	2,191,435,001	-	20,977,119,216
20	OMOTOSHO 2	1,159,941,701	1,373,896,194	1,235,361,791	2,180,262,531	1,130,433,623	-	12,486,338,225
21	RIVERS IPP	108,815,372	41,024,259	200,039,394	-	-	-	1,981,373,478
22	SAPELE	824,417,405	927,554,240	619,343,334	887,197,356	735,312,496	-	6,282,046,174
23	SAPELE 2 (NIPP)	1,244,798,398	1,339,041,927	1,320,135,399	1,343,746,008	1,273,379,011	-	11,464,961,057
24	SHIRORO	2,595,822,176	4,165,193,202	3,906,889,888	3,369,274,564	3,125,963,645	-	23,790,178,176
25	TRANS AMADI	-	-	-	-	2,945,331	-	2,945,331
	Total	32,156,235,242	38,092,270,890	39,456,085,500	41,726,648,527	38,881,333,249	-	361,520,946,258

Nigerian Bulk Electricity Invoices and Payment from GENCOs to DISCOs and Offtakers - 2016



GENCOs Payment from Offtakers – Total Invoice



A total invoice of N361.52bn was issued by GENCOs to Offtakers in 2016. The highest invoice of N41.73bn was issued in October 2016

Nigerian Bulk Electricity Invoices and Payment from GENCOs to DISCOs and Offtakers - 2016



GENCOs Payment from Offtakers – Offtakers' Share of Total Invoice

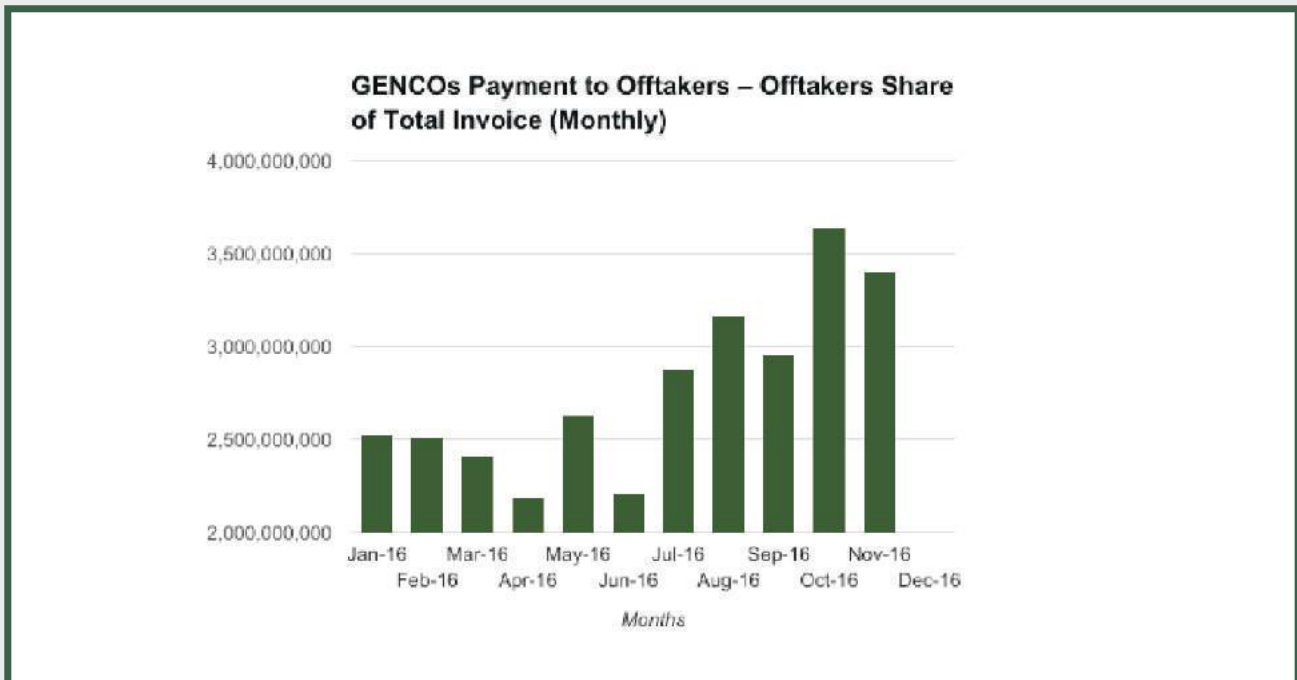
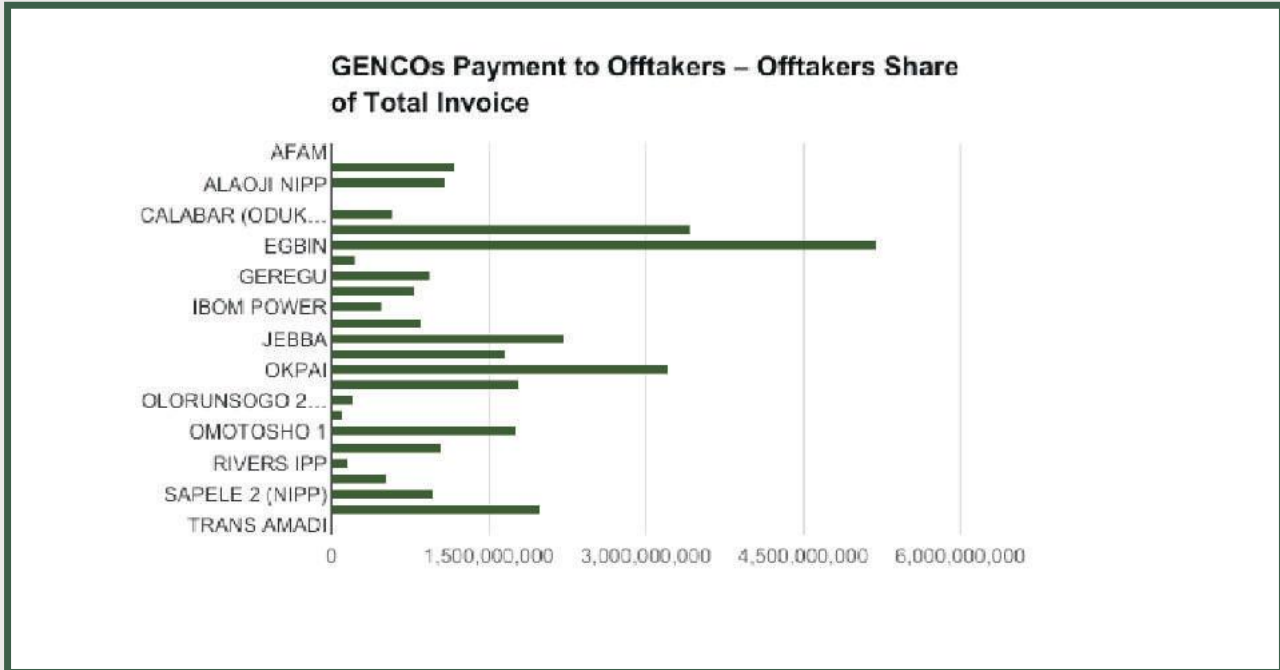
S/N	GENCO	Jan-16	Feb-16	Mar-16	Apr-16	May-16	Jun-16
1	AFAM	-	-	-	-	-	-
2	AFAM VI (SHELL)	56,064,998	135,108,305	169,566,306	162,429,987	245,869,883	125,436,013
3	ALAOJI NIPP	135,773,432	95,316,724	93,489,272	169,257,809	183,203,462	117,524,478
4	AJAOKUTA	-	-	-	-	-	-
5	CALABAR (ODUKPANI)	50,107,666	55,218,961	47,430,531	43,163,384	42,509,098	36,500,367
6	DELTA	281,968,152	232,471,524	236,807,931	238,648,384	318,980,880	227,486,448
7	EGBIN	685,702,968	611,178,080	505,610,262	351,310,396	425,752,107	299,788,023
8	GBARAIN NIPP	-	-	-	-	10,495,036	41,835,298
9	GEREGU	132,990,537	93,073,722	-	12,995,530	64,205,502	69,340,612
10	GEREGU NIPP	66,776,959	77,659,434	37,961,503	82,438,331	69,939,761	59,340,322
11	IBOM POWER	33,952,778	32,830,345	52,729,836	57,638,709	73,656,213	66,479,809
12	IHOVBOR NIPP	51,994,101	86,278,092	82,647,991	90,755,320	71,375,524	43,271,981
13	JEBBA	97,623,581	125,477,026	139,623,359	118,532,685	185,392,834	229,518,906
14	KAINJI	97,198,064	117,823,647	132,713,636	132,461,465	167,109,896	161,124,885
15	OKPAI	199,704,564	220,839,767	228,864,810	238,913,938	311,194,134	253,319,721
16	OLORUNSOGO 1	155,520,877	115,573,616	136,455,374	123,324,699	142,637,736	122,833,392
17	OLORUNSOGO 2 (NIPP)	8,823,232	2,468,386	8,750,564	18,707,342	-	-
18	OMOKU	-	-	-	-	-	4,870,469
19	OMOTOSHO 1	169,008,389	115,788,218	131,212,888	96,912,608	143,669,635	122,269,322
20	OMOTOSHO 2	107,810,640	88,419,445	88,850,392	87,189,639	42,491,506	35,206,471
21	RIVERS IPP	-	70,566,292	67,523,683	-	-	-
22	SAPELE	31,932,383	41,169,637	20,391,679	31,305,258	21,844,829	46,883,765
23	SAPELE 2 (NIPP)	64,798,879	79,154,660	84,442,178	70,793,065	61,402,647	58,697,776
24	SHIRORO	95,330,367	112,691,797	147,450,929	66,231,980	49,546,074	86,755,917
25	TRANS AMADI	-	-	-	-	-	-
	Total	2,523,082,570	2,509,107,681	2,412,523,125	2,193,010,529	2,631,276,757	2,208,483,976

S/N	GENCO	Jul-17	Aug-17	Sep-17	Oct-17	Nov-17	Dec-17	Total
1	AFAM	-	-	-	-	-	-	-
2	AFAM VI (SHELL)	105,225,155	12,572,703	9,095,407	22,886,208	142,482,099	-	1,186,737,064
3	ALAOJI NIPP	-	81,335,810	49,905,767	51,083,366	108,424,923	-	1,085,315,042
4	AJAOKUTA	-	-	-	-	-	-	-
5	CALABAR (ODUKPANI)	50,678,069	57,765,888	43,725,495	57,806,977	106,451,317	-	591,357,754
6	DELTA	406,845,234	372,257,756	296,694,503	443,971,661	365,609,141	-	3,421,741,615
7	EGBIN	295,556,487	477,634,658	494,646,610	639,610,210	423,394,935	-	5,210,184,736
8	GBARAIN NIPP	64,557,456	-	37,580,615	65,069,051	10,437,875	-	229,975,331
9	GEREGU	91,336,635	104,635,993	93,503,563	151,251,222	131,904,251	-	945,237,567
10	GEREGU NIPP	58,026,142	82,732,849	71,795,012	97,733,487	97,972,775	-	802,376,575
11	IBOM POWER	58,186,026	44,947,789	35,834,460	33,262,094	-	-	489,518,060
12	IHOVBOR NIPP	75,274,092	116,473,103	98,663,610	38,507,258	108,165,847	-	863,406,919
13	JEBBA	243,341,136	264,862,411	246,586,813	300,662,719	265,342,225	-	2,216,963,695
14	KAINJI	204,194,973	187,892,602	116,191,219	156,331,946	202,839,377	-	1,675,881,710
15	OKPAI	356,207,036	355,170,554	311,543,988	282,108,745	448,589,860	-	3,206,457,118
16	OLORUNSOGO 1	174,422,316	175,990,160	194,072,497	232,260,463	209,011,450	-	1,782,102,581
17	OLORUNSOGO 2 (NIPP)	-	-	77,454,588	98,809,215	-	-	215,013,327
18	OMOKU	-	5,794,096	32,120,694	32,854,858	43,599,882	-	119,239,999
19	OMOTOSHO 1	159,129,745	173,110,918	203,974,057	254,073,424	191,917,168	-	1,761,066,372
20	OMOTOSHO 2	103,641,033	114,160,379	92,664,237	190,001,810	98,998,884	-	1,049,434,437
21	RIVERS IPP	9,722,676	3,408,806	15,004,914	-	-	-	166,226,371
22	SAPELE	73,661,867	77,072,740	46,456,818	77,315,966	64,395,746	-	532,430,687
23	SAPELE 2 (NIPP)	111,222,997	111,264,253	99,023,089	117,102,491	111,517,473	-	969,419,507
24	SHIRORO	231,937,253	346,096,042	293,055,018	293,619,808	273,759,473	-	1,996,474,658
25	TRANS AMADI	-	-	-	-	257,940	-	257,940
	Total	2,873,166,328	3,165,179,511	2,959,592,972	3,636,322,978	3,405,072,641	-	30,516,819,068

Nigerian Bulk Electricity Invoices and Payment from GENCOs to DISCOs and Offtakers - 2016



GENCOs Payment from Offtakers – Offtakers' Share of Total Invoice



A total sum of N30.52bn was the off-takers Share of Total Invoice issued in 2016. The highest share was recorded in October 2016.

Nigerian Bulk Electricity Invoices and Payment from GENCOs to DISCOs and Offtakers - 2016



GENCOs Payment from Offtakers – Payment Received

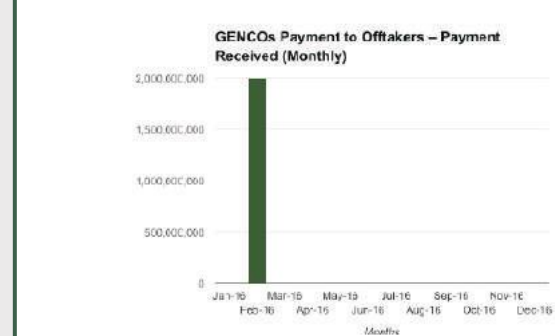
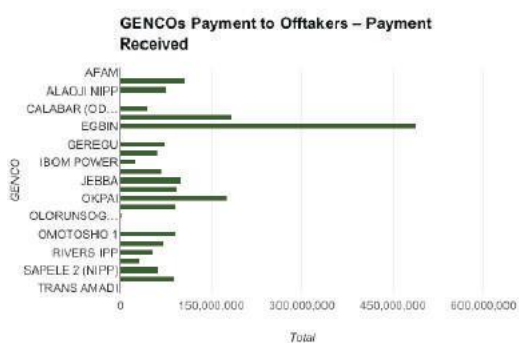
S/N	GENCO	Jan-16	Feb-16	Mar-16	Apr-16	May-16	Jun-16
1	AFAM	-	-	-	-	-	-
2	AFAM VI (SHELL)	-	107,771,031	-	-	-	-
3	ALAOJI NIPP	-	76,105,788	-	-	-	-
4	AJAKUTA	-	-	-	-	-	-
5	CALABAR (ODUKPANI) NIPP	-	44,089,778	-	-	-	-
6	DELTA	-	185,617,130	-	-	-	-
7	EGBIN	-	487,995,773	-	-	-	-
8	GBARAIN NIPP	-	-	-	-	-	-
9	GEREGU	-	74,314,840	-	-	-	-
10	GEREGU NIPP	-	62,007,386	-	-	-	-
11	IBOM POWER	-	26,213,423	-	-	-	-
12	IHOVBOR NIPP	-	68,888,745	-	-	-	-
13	JEBBA	-	100,187,262	-	-	-	-
14	KAINJI	-	94,076,414	-	-	-	-
15	OKPAI	-	176,329,741	-	-	-	-
16	OLORUNSOGO 1	-	92,279,905	-	-	-	-
17	OLORUNSOGO 2 (NIPP)	-	1,971,004	-	-	-	-
18	OMOKU	-	-	-	-	-	-
19	OMOTOSHO 1	-	92,451,242	-	-	-	-
20	OMOTOSHO 2 (NIPP)	-	70,598,601	-	-	-	-
21	RIVERS IPP	-	53,049,962	-	-	-	-
22	SAPELE	-	32,872,015	-	-	-	-
23	SAPELE 2 (NIPP)	-	63,201,081	-	-	-	-
24	SHIRORO	-	89,978,878	-	-	-	-
25	TRANS AMADI	-	-	-	-	-	-
	Total	-	2,000,000,000	-	-	-	-

Nigerian Bulk Electricity Invoices and Payment from GENCOs to DISCOs and Offtakers - 2016



GENCOs Payment from Offtakers – Payment Received

S/N	GENCO	Jul-16	Aug-16	Sep-16	Oct-16	Nov-16	Dec-16	Total
1	AFAM	-	-	-	-	-	-	-
2	AFAM VI (SHELL)	-	-	-	-	-	-	107,771,031
3	ALAOJI NIPP	-	-	-	-	-	-	76,105,788
4	AJAKUTA	-	-	-	-	-	-	-
5	CALABAR (ODUKPANI) NIPP	-	-	-	-	-	-	44,089,778
6	DELTA	-	-	-	-	-	-	185,617,130
7	EGBIN	-	-	-	-	-	-	487,995,773
8	GBARAIN NIPP	-	-	-	-	-	-	-
9	GEREGU	-	-	-	-	-	-	74,314,840
10	GEREGU NIPP	-	-	-	-	-	-	62,007,386
11	IBOM POWER	-	-	-	-	-	-	26,213,423
12	IHOVBOR NIPP	-	-	-	-	-	-	68,888,745
13	JEBBA	-	-	-	-	-	-	100,187,262
14	KAINJI	-	-	-	-	-	-	94,076,414
15	OKPAI	-	-	-	-	-	-	176,329,741
16	OLORUNSOGO 1	-	-	-	-	-	-	92,279,905
17	OLORUNSOGO 2 (NIPP)	-	-	-	-	-	-	1,971,004
18	OMOKU	-	-	-	-	-	-	-
19	OMOTOSHO 1	-	-	-	-	-	-	92,451,242
20	OMOTOSHO 2 (NIPP)	-	-	-	-	-	-	70,598,601
21	RIVERS IPP	-	-	-	-	-	-	53,049,962
22	SAPELE	-	-	-	-	-	-	32,872,015
23	SAPELE 2 (NIPP)	-	-	-	-	-	-	63,201,081
24	SHIRORO	-	-	-	-	-	-	89,978,878
25	TRANS AMADI	-	-	-	-	-	-	-
	Total	-	-	-	-	-	-	2,000,000,000



Payment received in 2016 was put at N2bn. The only payment was made in February 2016.

Nigerian Bulk Electricity Invoices and Payment from GENCOs to DISCOs and Offtakers - 2016



GENCOs Payment from Offtakers – Debit Note for Net
GENCOs Imports

S/N	GENCO	Jan-16	Feb-16	Mar-16	Apr-16	May-16	Jun-16
1	AFAM	788,444	-	1,029,491	991,043	1,373,792	1,225,118
2	AFAM VI (SHELL)	-	-	-	-	-	-
3	ALAOJI NIPP	-	-	-	-	-	-
4	AJAOKUTA	65,689,783	61,593,684	70,334,929	59,345,891	96,490,054	114,457,769
5	CALABAR (ODUKPANI)	-	-	-	-	-	-
6	DELTA	-	-	-	-	-	-
7	EGBIN	-	-	-	-	-	-
8	GBARAIN NIPP	-	-	-	-	-	-
9	GEREGU	-	-	3,431,150	-	-	-
10	GEREGU NIPP	-	-	-	-	-	-
11	IBOM POWER	-	-	-	-	-	-
12	IHOVBOR NIPP	-	-	-	-	-	-
13	JEBBA	-	-	-	-	-	-
14	KAINJI	-	-	-	-	-	-
15	OKPAI	-	-	-	-	-	-
16	OLORUNSOGO 1	-	-	-	-	-	-
17	OLORUNSOGO 2 (NIPP)	-	-	-	-	17,406,119	13,824,353
18	OMOKU	-	-	-	-	-	-
19	OMOTOSHO 1	-	-	-	-	-	-
20	OMOTOSHO 2	-	-	-	-	-	-
21	RIVERS IPP	-	-	-	798,358	1,006,895	901,548
22	SAPELE	-	-	-	-	-	-
23	SAPELE 2 (NIPP)	-	-	-	-	-	-
24	SHIRORO	-	-	-	-	-	-
25	TRANS AMADI	-	-	-	-	-	-
	Total	66,478,226	61,593,684	74,795,570	61,135,292	116,276,860	130,408,788

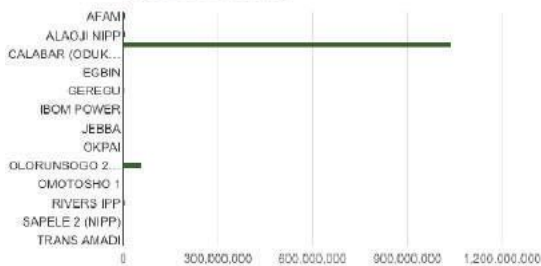
Nigerian Bulk Electricity Invoices and Payment from GENCOs to DISCOs and Offtakers - 2016



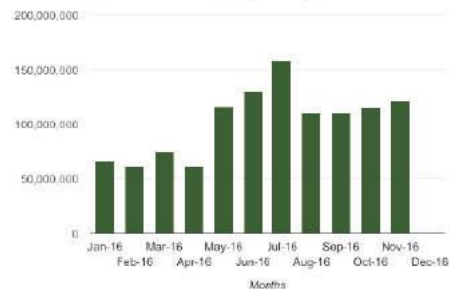
GENCOs Payment from Offtakers – Debit Note for Net GENCOs Imports

S/N	GENCO	Jul-16	Aug-16	Sep-16	Oct-16	Nov-16	Dec-16	Total
1	AFAM	927,252	866,917	1,138,107	1,426,287	1,383,364		11,149,816
2	AFAM VI (SHELL)	-	-	-	-			-
3	ALAOJI NIPP	11,327,191	-	-	-			11,327,191
4	AJAKUTA	133,968,417	103,216,231	110,668,076	112,936,498	110,345,166	-	1,039,046,497
5	CALABAR (ODUKPANI)	-	-	-	-			-
6	DELTA	-	-	-	-			-
7	EGBIN	-	-	-	-			-
8	GBARAIN NIPP	-	-	-	-			-
9	GEREGU	-	-	-	-			3,431,150
10	GEREGU NIPP	-	-	-	-			-
11	IBOM POWER	-	-	-	-	352,606		352,606
12	IHOVBOR NIPP	-	-	-	-			-
13	JEBBA	-	-	-	-			-
14	KAINJI	-	-	-	-			-
15	OKPAI	-	-	-	-			-
16	OLORUNSOGO 1	-	-	-	-			-
17	OLORUNSOGO 2 (NIPP)	12,232,105	7,063,962	-	-	8,329,457		58,855,996
18	OMOKU	-	-	-	-			-
19	OMOTOSHO 1	-	-	-	-			-
20	OMOTOSHO 2	-	-	-	-			-
21	RIVERS IPP	-	-	-	1,573,363	1,301,915		5,582,078
22	SAPELE	-	-	-	-			-
23	SAPELE 2 (NIPP)	-	-	-	-			-
24	SHIRORO	-	-	-	-			-
25	TRANS AMADI	-	-	-	-			-
	Total	158,454,965	111,147,110	111,806,183	115,936,148	121,712,507	-	1,129,745,333

GENCOs Payment to Offtakers – Debit Note for Net GENCOs Imports



GENCOs Payment to Offtakers – Debit Note for Net GENCOs Imports (Monthly)



Debit Note for Net GENCOs Imports in 2016 was put at N1.13bn.

Nigerian Bulk Electricity Invoices and Payment from GENCOs to DISCOs and Offtakers - 2016



GENCOs Payment from Offtakers – Balance

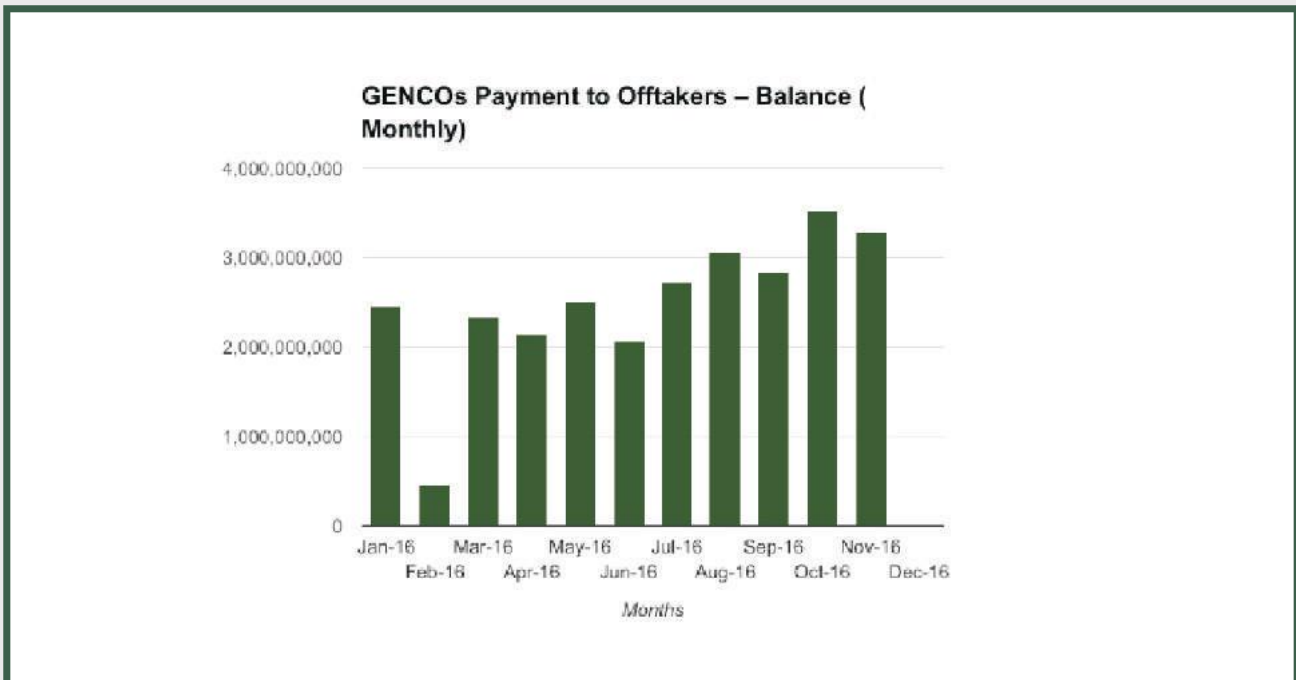
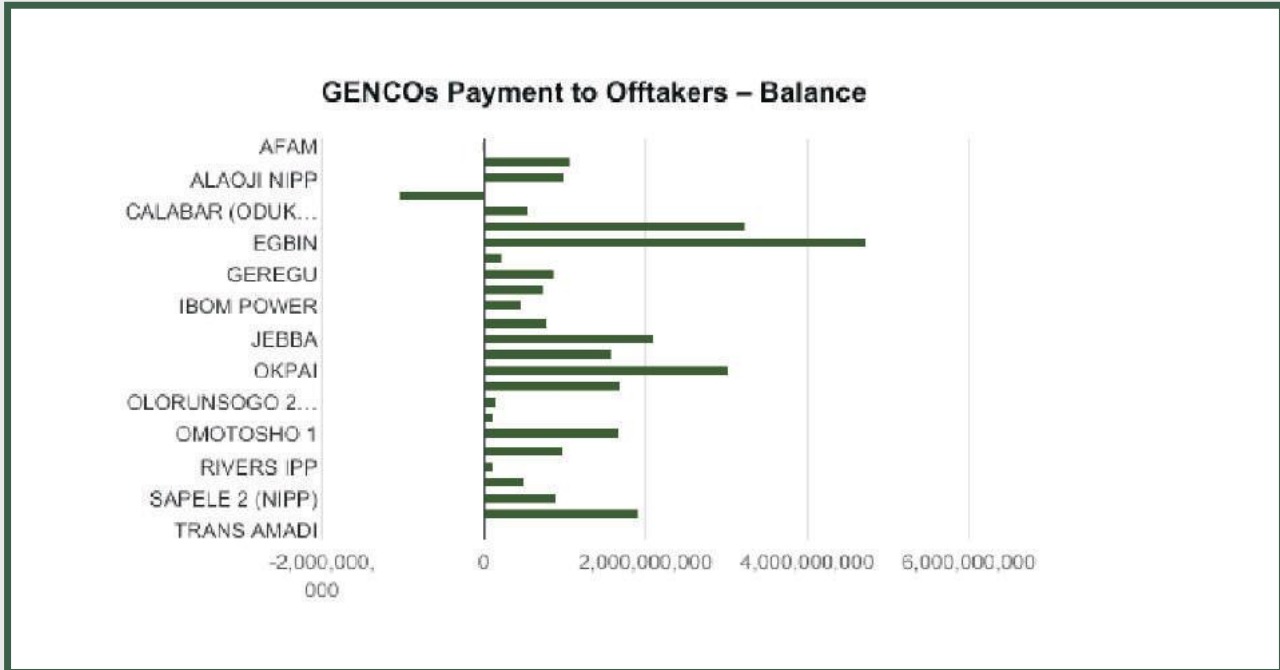
S/N	GENCO	Jan-16	Feb-16	Mar-16	Apr-16	May-16	Jun-16
1	AFAM	-788,444	-	-1,029,491	-991,043	-1,373,792	-1,225,118
2	AFAM VI (SHELL)	56,064,998	27,337,274	169,566,306	162,429,987	245,869,883	125,436,013
3	ALAOJI NIPP	135,773,432	19,210,936	93,489,272	169,257,809	183,203,462	117,524,478
4	AJAOKUTA	-65,689,783	-61,593,684	-70,334,929	-59,345,891	-96,490,054	-114,457,769
5	CALABAR (ODUKPANI)	50,107,666	11,129,183	47,430,531	43,163,384	42,509,098	36,500,367
6	DELTA	281,968,152	46,854,394	236,807,931	238,648,384	318,980,880	227,486,448
7	EGBIN	685,702,968	123,182,307	505,610,262	351,310,396	425,752,107	299,788,023
8	GBARAIN NIPP	-	-	-	-	10,495,036	41,835,298
9	GEREGU	132,990,537	18,758,883	-3,431,150	12,995,530	64,205,502	69,340,612
10	GEREGU NIPP	66,776,959	15,652,049	37,961,503	82,438,331	69,939,761	59,340,322
11	IBOM POWER	33,952,778	6,616,922	52,729,836	57,638,709	73,656,213	66,479,809
12	IHOVBOR NIPP	51,994,101	17,389,347	82,647,991	90,755,320	71,375,524	43,271,981
13	JEBBA	97,623,581	25,289,764	139,623,359	118,532,685	185,392,834	229,518,906
14	KAINJI	97,198,064	23,747,234	132,713,636	132,461,465	167,109,896	161,124,885
15	OKPAI	199,704,564	44,510,026	228,864,810	238,913,938	311,194,134	253,319,721
16	OLORUNSOGO 1	155,520,877	23,293,711	136,455,374	123,324,699	142,637,736	122,833,392
17	OLORUNSOGO 2 (NIPP)	8,823,232	497,383	8,750,564	18,707,342	-17,406,119	-13,824,353
18	OMOKU	-	-	-	-	-	4,870,469
19	OMOTOSHO 1	169,008,389	23,336,976	131,212,888	96,912,608	143,669,635	122,269,322
20	OMOTOSHO 2	107,810,640	17,820,845	88,850,392	87,189,639	42,491,506	35,206,471
21	RIVERS IPP	-	17,516,330	67,523,683	-798,358	-1,006,895	-901,548
22	SAPELE	31,932,383	8,297,622	20,391,679	31,305,258	21,844,829	46,883,765
23	SAPELE 2 (NIPP)	64,798,879	15,953,579	84,442,178	70,793,065	61,402,647	58,697,776
24	SHIRORO	95,330,367	22,712,918	147,450,929	66,231,980	49,546,074	86,755,917
25	TRANS AMADI	-	-	-	-	-	-
	Total	2,456,604,343	447,513,998	2,337,727,555	2,131,875,238	2,514,999,896	2,078,075,188

S/N	GENCO	Jul-16	Aug-16	Sep-16	Oct-16	Nov-16	Dec-16	Total
1	AFAM	-927,252	-866,917	-1,138,107	-1,426,287	-1,383,364	-	-11,149,816
2	AFAM VI (SHELL)	105,225,155	12,572,703	9,095,407	22,886,208	142,482,099	-	1,078,966,033
3	ALAOJI NIPP	-11,327,191	81,335,810	49,905,767	51,083,366	108,424,923	-	997,882,063
4	AJAOKUTA	-133,968,417	-103,216,231	-110,668,076	-112,936,498	-110,345,166	-	-1,039,046,497
5	CALABAR (ODUKPANI)	50,678,069	57,765,888	43,725,495	57,806,977	106,451,317	-	547,267,976
6	DELTA	406,845,234	372,257,756	296,694,503	443,971,661	365,609,141	-	3,236,124,485
7	EGBIN	295,556,487	477,634,658	494,646,610	639,610,210	423,394,935	-	4,722,188,963
8	GBARAIN NIPP	64,557,456	-	37,580,615	65,069,051	10,437,875	-	229,975,331
9	GEREGU	91,336,635	104,635,993	93,503,563	151,251,222	131,904,251	-	867,491,577
10	GEREGU NIPP	58,026,142	82,732,849	71,795,012	97,733,487	97,972,775	-	740,369,190
11	IBOM POWER	58,186,026	44,947,789	35,834,460	33,262,094	-352,606	-	462,952,031
12	IHOVBOR NIPP	75,274,092	116,473,103	98,663,610	38,507,258	108,165,847	-	794,518,174
13	JEBBA	243,341,136	264,862,411	246,586,813	300,662,719	265,342,225	-	2,116,776,433
14	KAINJI	204,194,973	187,892,602	116,191,219	156,331,946	202,839,377	-	1,581,805,297
15	OKPAI	356,207,036	355,170,554	311,543,988	282,108,745	448,589,860	-	3,030,127,377
16	OLORUNSOGO 1	174,422,316	175,990,160	194,072,497	232,260,463	209,011,450	-	1,689,822,677
17	OLORUNSOGO 2 (NIPP)	-12,232,105	-7,063,962	77,454,588	98,809,215	-8,329,457	-	154,186,328
18	OMOKU	-	5,794,096	32,120,694	32,854,858	43,599,882	-	119,239,999
19	OMOTOSHO 1	159,129,745	173,110,918	203,974,057	254,073,424	191,917,168	-	1,668,615,130
20	OMOTOSHO 2	103,641,033	114,160,379	92,664,237	190,001,810	98,998,884	-	978,835,836
21	RIVERS IPP	9,722,676	3,408,806	15,004,914	-1,573,363	-1,301,915	-	107,594,331
22	SAPELE	73,661,867	77,072,740	46,456,818	77,315,966	64,395,746	-	499,558,672
23	SAPELE 2 (NIPP)	111,222,997	111,264,253	99,023,089	117,102,491	111,517,473	-	906,218,426
24	SHIRORO	231,937,253	346,096,042	293,055,018	293,619,808	273,759,473	-	1,906,495,780
25	TRANS AMADI	-	-	-	-	257,940	-	257,940
	Total	2,714,711,363	3,054,032,400	2,847,786,790	3,520,386,830	3,283,360,134	-	27,387,073,735

Nigerian Bulk Electricity Invoices and Payment from GENCOs to DISCOs and Offtakers - 2016



GENCOs Payment from Offtakers – Balance



The balance of GENCOs' Payment from Offtakers in 2016 was put at N27.39bn. The highest balance was recorded in October 2016.

Nigerian Bulk Electricity Invoices and Payment from GENCOs to DISCOs and Offtakers - 2016

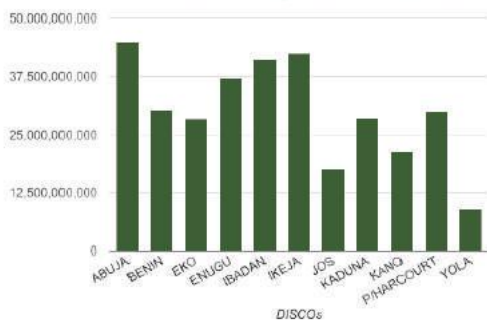


DISCOs Invoice and Payment – Invoiced Amount

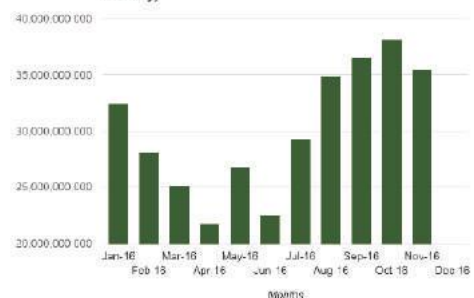
S/N	Load Participants		Jan-16	Feb-16	Mar-16	Apr-16	May-16	Jun-16
1	ABUJA	DISCO	4,467,545,497	4,390,057,742	3,931,829,061	3,494,490,210	4,053,909,363	3,006,621,298
2	BENIN	DISCO	2,748,025,671	2,500,902,232	2,071,695,548	2,155,451,714	2,685,687,831	2,358,436,731
3	EKO	DISCO	2,997,901,772	2,260,301,454	1,817,907,176	1,274,058,232	1,556,786,935	1,368,707,595
4	ENUGU	DISCO	3,760,045,466	3,433,328,600	2,994,063,051	2,685,962,116	3,500,154,053	2,688,095,720
5	IBADAN	DISCO	3,575,067,488	3,092,211,919	2,912,041,739	2,514,310,173	3,420,563,218	3,185,715,093
6	IKEJA	DISCO	4,334,015,561	3,334,513,924	2,914,636,618	2,427,077,900	3,216,335,211	2,971,711,694
7	JOS	DISCO	2,140,825,888	1,903,415,063	1,649,291,903	1,291,745,500	1,384,826,484	988,795,809
8	KADUNA	DISCO	2,697,627,714	2,274,605,302	2,369,656,209	1,870,909,497	2,193,627,436	1,933,899,266
9	KANO	DISCO	2,022,191,363	1,549,268,177	1,560,730,013	1,199,948,689	1,190,148,259	874,955,032
10	P/HARCOURT	DISCO	2,810,871,685	2,685,651,232	2,230,328,526	2,271,598,770	3,203,205,578	2,871,212,489
11	YOLA	DISCO	868,366,758	657,146,832	688,009,144	515,228,769	446,828,225	287,595,181
	Total		32,422,484,863	28,081,402,477	25,140,188,988	21,700,781,570	26,852,072,594	22,535,745,907

S/N	Load Participants		Jul-17	Aug-17	Sep-17	Oct-17	Nov-17	Dec-17	Total
1	ABUJA	DISCO	3,577,626,767	4,169,235,427	4,147,420,763	4,746,591,474	5,007,588,843	0	44,992,916,446
2	BENIN	DISCO	3,104,913,455	3,114,113,952	3,164,246,492	3,559,696,293	2,902,187,763	0	30,365,357,683
3	EKO	DISCO	2,315,012,524	3,600,815,096	3,864,053,349	3,848,187,964	3,576,167,810	0	28,479,899,909
4	ENUGU	DISCO	2,770,085,995	3,540,770,953	3,866,220,972	3,905,409,720	3,826,918,264	0	36,971,054,910
5	IBADAN	DISCO	4,006,817,377	4,728,549,941	4,642,153,825	4,553,738,906	4,628,347,179	0	41,259,516,858
6	IKEJA	DISCO	3,916,769,885	5,027,591,956	5,027,224,094	4,838,262,758	4,432,753,469	0	42,440,893,068
7	JOS	DISCO	1,470,999,027	1,630,871,129	1,699,762,731	1,758,774,796	1,724,413,781	0	17,643,722,111
8	KADUNA	DISCO	2,668,250,409	2,789,377,205	3,176,953,542	3,616,502,708	3,092,781,947	0	28,684,191,234
9	KANO	DISCO	1,858,667,060	2,568,189,544	2,888,553,728	3,144,418,238	2,516,146,548	0	21,373,216,650
10	P/HARCOURT	DISCO	2,909,179,576	2,627,622,770	2,825,293,533	2,827,548,572	2,581,392,339	0	29,843,905,069
11	YOLA	DISCO	684,907,551	1,129,953,408	1,195,663,742	1,291,272,494	1,187,641,297	0	8,952,613,400
	Total		29,283,229,627	34,927,091,379	36,497,546,771	38,090,403,922	35,476,339,240	-	331,007,287,339

DISCOs Invoice and Payments – Invoiced Amount



DISCOs Invoice and Payments – Invoiced Amount (Monthly)



A total invoice of N331.01bn was issued by GENCOs to DISCOs in 2016. The highest invoice of N38.09bn was issued in October 2016.

Nigerian Bulk Electricity Invoices and Payment from GENCOs to DISCOs and Offtakers - 2016

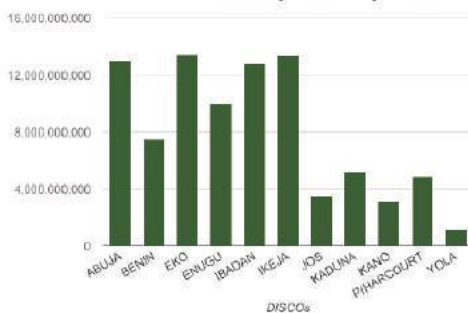


DISCOs Invoice and Payment – Payment Made

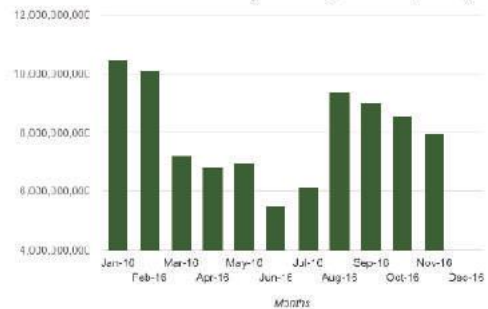
S/N	Load Participants		Jan-16	Feb-16	Mar-16	Apr-16	May-16	Jun-16
1	ABUJA	DISCO	1,609,323,211	1,816,886,374	700,000,000	700,000,000	700,000,000	400,000,000
2	BENIN	DISCO	-	802,624,285	828,678,219	754,408,100	1,370,125,870	838,326,633
3	EKO	DISCO	2,253,773,486	1,935,594,286	908,953,588	891,840,762	908,752,315	159,653,102
4	ENUGU	DISCO	1,125,000,000	1,300,000,000	1,050,000,000	1,050,000,000	740,000,000	765,000,000
5	IBADAN	DISCO	2,200,000,000	1,359,000,000	810,000,000	914,958,824	-	1,082,274,172
6	IKEJA	DISCO	1,366,734,450	774,666,561	1,457,318,309	1,274,215,897	1,095,272,060	1,188,684,678
7	JOS	DISCO	749,289,061	571,024,519	437,062,354	-	338,945,606	148,319,371
8	KADUNA	DISCO	600,000,000	600,000,000	-	600,000,000	900,000,000	-
9	KANO	DISCO	400,000,000	500,000,000	300,000,000	250,000,000	200,000,000	350,000,000
10	P/HARCOURT	DISCO	-	250,000,000	610,296,458	397,529,785	560,560,976	574,242,498
11	YOLA	DISCO	184,088,880	174,187,794	90,242,693	-	111,707,056	-
	Total		10,488,209,088	10,083,983,820	7,192,551,622	6,832,953,368	6,925,363,884	5,506,500,454

S/N	Load Participants		Jul-17	Aug-17	Sep-17	Oct-17	Nov-17	Dec-17	Total
1	ABUJA	DISCO	650,000,000	1,515,914,530	1,447,245,105	1,526,954,682	2,003,310,649	0	13,069,634,552
2	BENIN	DISCO	-	650,849,816	819,408,031	718,792,725	719,218,145	0	7,502,431,825
3	EKO	DISCO	694,503,757	1,440,326,039	1,545,621,340	1,295,299,243	1,430,467,124	0	13,464,785,042
4	ENUGU	DISCO	700,000,000	800,000,000	400,000,000	1,000,000,000	1,000,000,000	0	9,930,000,000
5	IBADAN	DISCO	1,164,816,696	1,256,439,579	1,392,646,148	1,366,121,672	1,319,078,946	0	12,865,336,037
6	IKEJA	DISCO	1,434,387,920	1,805,422,514	1,696,836,519	1,302,623,517	-	0	13,396,162,425
7	JOS	DISCO	220,649,854	294,508,144	254,964,410	263,816,219	258,662,067	0	3,537,241,605
8	KADUNA	DISCO	500,000,000	500,000,000	500,000,000	500,000,000	500,000,000	0	5,200,000,000
9	KANO	DISCO	-	400,000,000	250,000,000	450,000,000	-	0	3,100,000,000
10	P/HARCOURT	DISCO	596,381,813	596,470,369	565,058,707	-	717,906,315	0	4,868,446,919
11	YOLA	DISCO	174,018,380	112,995,341	119,566,374	129,127,249	-	0	1,095,933,768
	Total		6,134,758,419	9,372,926,330	8,991,346,634	8,552,735,307	7,948,643,246	-	88,029,972,172

DISCOs Invoice and Payments – Payment Made



DISCOs Invoice and Payments – Payment Made (Monthly)



Payment received in 2016 was put at N88.03bn. The highest payment of N10.49bn was made in January 2016.

Nigerian Bulk Electricity Invoices and Payment from GENCOs to DISCOs and Offtakers - 2016

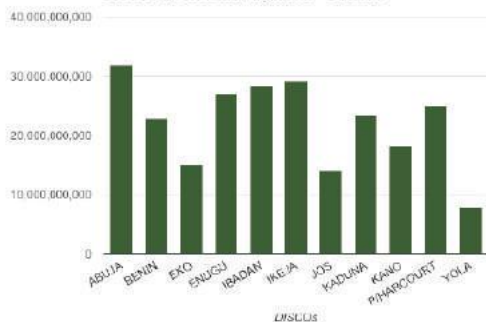


DISCOs Invoice and Payment – Balance

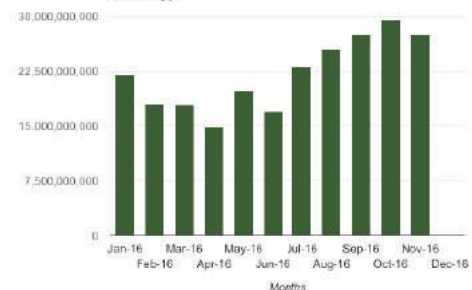
S/N	Load Participants		Jan-16	Feb-16	Mar-16	Apr-16	May-16	Jun-16
1	ABUJA	DISCO	2,858,222,286	2,573,171,368	3,231,829,061	2,794,490,210	3,353,909,363	2,606,621,298
2	BENIN	DISCO	2,748,025,671	1,698,277,947	1,243,017,329	1,401,043,614	1,315,561,960	1,520,110,098
3	EKO	DISCO	744,128,286	324,707,168	908,953,588	382,217,470	648,034,620	1,209,054,493
4	ENUGU	DISCO	2,635,045,466	2,133,328,600	1,944,063,051	1,635,962,116	2,760,154,053	1,923,095,720
5	IBADAN	DISCO	1,375,067,488	1,733,211,919	2,102,041,739	1,599,351,349	3,420,563,218	2,103,440,921
6	IKEJA	DISCO	2,967,281,111	2,559,847,362	1,457,318,309	1,152,862,002	2,121,063,151	1,783,027,016
7	JOS	DISCO	1,391,536,827	1,332,390,544	1,212,229,549	1,291,745,500	1,045,880,878	840,476,438
8	KADUNA	DISCO	2,097,627,714	1,674,605,302	2,369,656,209	1,270,909,497	1,293,627,436	1,933,899,266
9	KANO	DISCO	1,622,191,363	1,049,268,177	1,260,730,013	949,948,689	990,148,259	524,955,032
10	P/HARCOURT	DISCO	2,810,871,685	2,435,651,232	1,620,032,069	1,874,068,985	2,642,644,601	2,296,969,991
11	YOLA	DISCO	684,277,878	482,959,038	597,766,450	515,228,769	335,121,169	287,595,181
	Total		21,934,275,775	17,997,418,657	17,947,637,366	14,867,828,202	19,926,708,710	17,029,245,454

S/N	Load Participants		Jul-16	Aug-16	Sep-16	Oct-16	Nov-16	Dec-16	Total
1	ABUJA	DISCO	2,927,626,767	2,653,320,897	2,700,175,658	3,219,636,792	3,004,278,194	-	31,923,281,894
2	BENIN	DISCO	3,104,913,455	2,463,264,136	2,344,838,461	2,840,903,568	2,182,969,618	-	22,862,925,858
3	EKO	DISCO	1,620,508,767	2,160,489,058	2,318,432,010	2,552,888,722	2,145,700,686	-	15,015,114,867
4	ENUGU	DISCO	2,070,085,995	2,740,770,953	3,466,220,972	2,905,409,720	2,826,918,264	-	27,041,054,910
5	IBADAN	DISCO	2,842,000,681	3,472,110,362	3,249,507,677	3,187,617,234	3,309,268,233	-	28,394,180,821
6	IKEJA	DISCO	2,482,381,965	3,222,169,442	3,330,387,575	3,535,639,241	4,432,753,469	-	29,044,730,643
7	JOS	DISCO	1,250,349,173	1,336,362,985	1,444,798,322	1,494,958,577	1,465,751,714	-	14,106,480,507
8	KADUNA	DISCO	2,168,250,409	2,289,377,205	2,676,953,542	3,116,502,708	2,592,781,947	-	23,484,191,234
9	KANO	DISCO	1,858,667,060	2,168,189,544	2,638,553,728	2,694,418,238	2,516,146,548	-	18,273,216,650
10	P/HARCOURT	DISCO	2,312,797,763	2,031,152,401	2,260,234,826	2,827,548,572	1,863,486,025	-	24,975,458,150
11	YOLA	DISCO	510,889,172	1,016,958,067	1,076,097,368	1,162,145,244	1,187,641,297	-	7,856,679,632
	Total		23,148,471,207	25,554,165,049	27,506,200,138	29,537,668,615	27,527,695,994	-	242,977,315,167

DISCOs Invoice and Payments – Balance



DISCOs Invoice and Payments – Balance (Monthly)



The balance of DISCOs Invoice and Payments in 2016 was put at N242.98bn. The highest balance was recorded in October 2016.

Methodology

Methodology

Data is supplied administratively by the Nigerian Bulk Electricity Trading Plc (NBET) and verified and validated by the National Bureau of Statistics, Nigeria (NBS).

Acknowledgements/Contacts

Acknowledgements

We acknowledge the contributions of our strategic partner Nigerian Bulk Electricity Trading Plc (NBET) and our technical partner, Proshare in the design, concept and production of this publication.





Contact Us

 @nigerianstat

 NBSNigeria

 www.nigerianstat.gov.ng

 **Head Office Address**
Plot 762, Independence Avenue, Central
Business District, FCT, Abuja Nigeria.

 +234 803 386 5388

 feedback@nigerianstat.gov.ng