


# Registered Products

(2016)



Report Date: February 2017

*Data Source: National Bureau of Statistics / National Agency for Food Drug Administration and Control (NAFDAC)*



NATIONAL BUREAU OF STATISTICS



# Contents

<b>Executive Summary</b> .....	1
<b>Registered Products - 2016</b>	
Licences by Type .....	2
<b>New Registration Applications Received, Products Presented for Registration Approval, Products Granted Registration and Products Registration Rejected</b>	
<b>Local</b> .....	3
<b>Imported</b> .....	4
<b>Total</b> .....	5
<b>New Registration Applications Received</b>	
<b>Local</b> .....	6
<b>Imported</b> .....	7
<b>Total</b> .....	8
<b>Products Presented for Registration Approval</b>	
<b>Local</b> .....	9
<b>Imported</b> .....	10
<b>Total</b> .....	11
<b>Products Granted Registration</b>	
<b>Local</b> .....	12
<b>Imported</b> .....	13
<b>Total</b> .....	14
<b>Products Registration Rejected</b>	
<b>Local</b> .....	15
<b>Imported</b> .....	16
<b>Total</b> .....	17
<b>Methodology</b> .....	18
<b>Acknowledgment and Contact</b> .....	19



# Executive Summary

Registered products 2016 data revealed that 4,296 applications were received for new products registration, 7,679 products were presented for registration approval, 7,444 products were granted registration; 235 products registration were rejected and Zero number was withdrawn while fake and sub-standard products worth ₦1,035,000,000 were impounded during the year.

Data on imported products registered in the year under review reflected that 3,236 applications were received for new products registration, 2,262 products were presented for registration approval, 2,033 products were granted registration and 229 products registration were rejected.

Similarly, data on locally made products registered in the year under review reflected that 1,060 applications were received for new products registration, 5,417 products were presented for registration approval, 5,411 products were granted registration and 6 products registration were rejected.

It is worthy of note that Registration Applications Received is specific to New products only while Total Products Granted Registration comprises of New Products, Listing Products and Renewal of Registration Licenses.

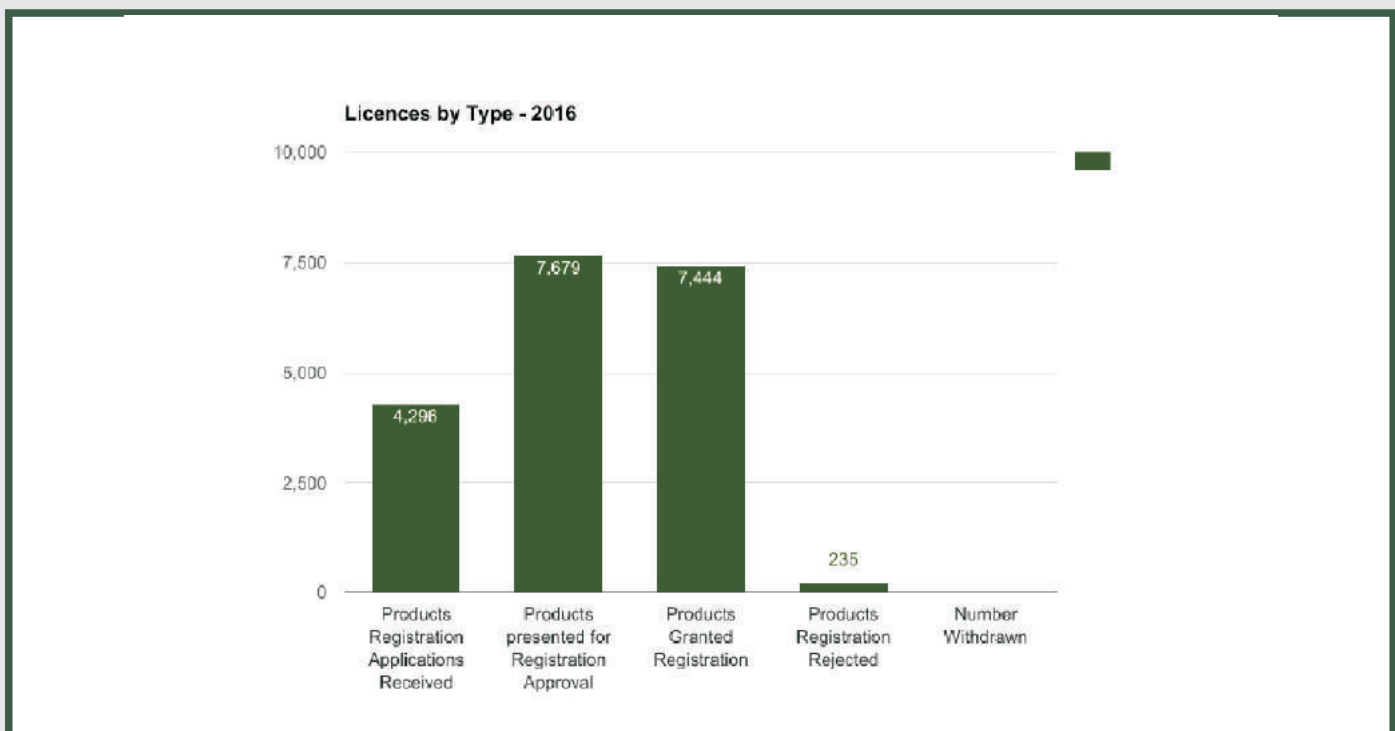
# Registered Products - 2016

## Licences by Type



Licences by Type	2016
Products Registration Applications Received	4,296
Products presented for Registration Approval	7,679
Products Granted Registration	7,444
Products Registration Rejected	235
Number Withdrawn	-
Impounded Fake/Sub Std./Drugs (₹)	₹1,035,000,000

In 2016, 4,296 applications were received for products registration; 7,679 products were presented for registration approval; 7,444 products were granted registration; 235 products registration were rejected and Zero number was withdrawn.



**NB:** Registration Applications Received is specific to New products only while Total Products Granted Registration comprises of New Products, Listing Products and Renewal of Registration Licenses.

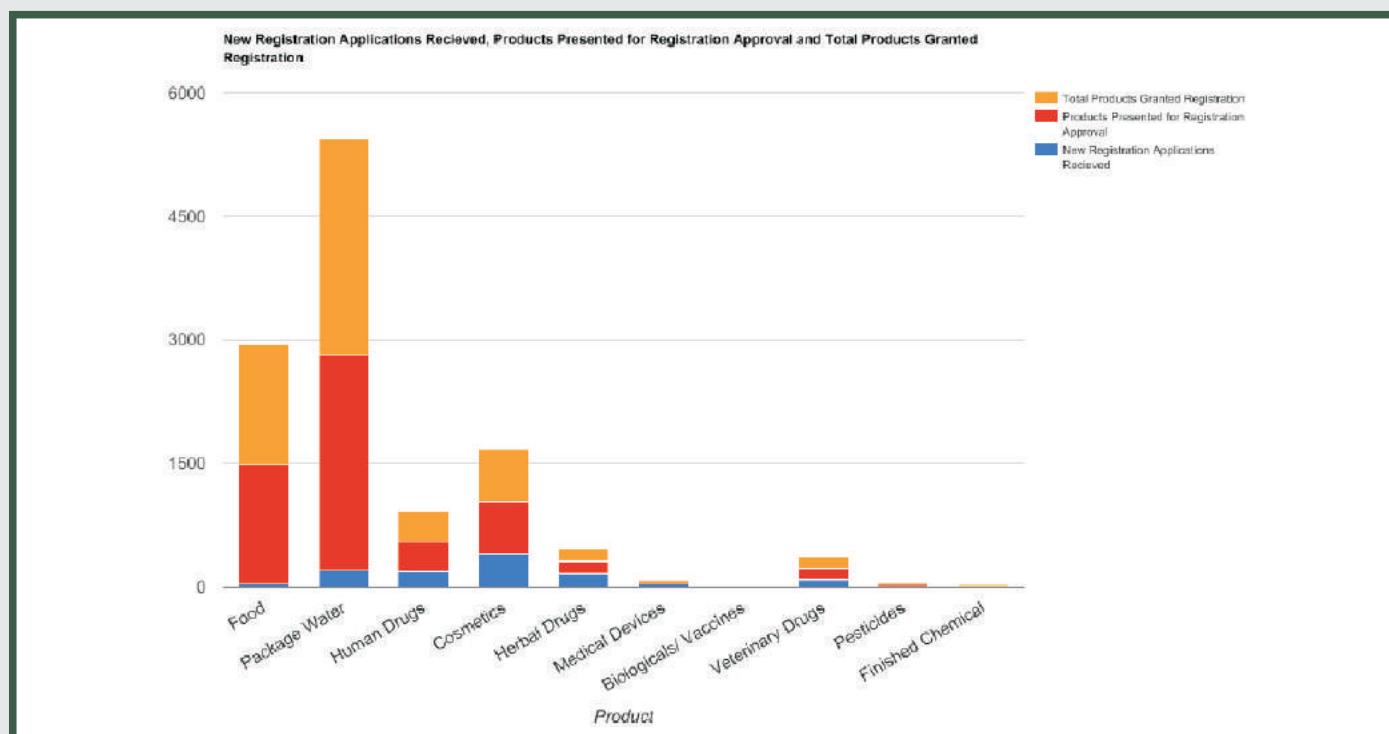
# Registered Products - 2016

Local – New Registration Applications Received, Products Presented for Registration Approval, Products Granted Registration and Products Registration Rejected



Company Products Registered by NAFDAC 2016				
Product	New Registration Applications Received	Products Presented for Registration Approval	Total Products Granted Registration	Products Registration Rejected
Food	22	1456	1456	0
Package Water	190	2624	2623	1
Human Drugs	175	364	364	0
Cosmetics	395	635	635	0
Herbal Drugs	159	149	148	1
Medical Devices	22	27	27	0
Biologicals/ Vaccines	0	0	0	0
Veterinary Drugs	85	140	136	4
Pesticides	12	15	15	0
Finished Chemical	0	7	7	0
<b>Total</b>	<b>1060</b>	<b>5417</b>	<b>5411</b>	<b>6</b>

A total of 1,060 New Registration Applications were Received; 5,417 Products Presented for Registration Approval, 5,411 Products Granted Registration and 6 Products Registration Rejected in 2016 for Local Products.



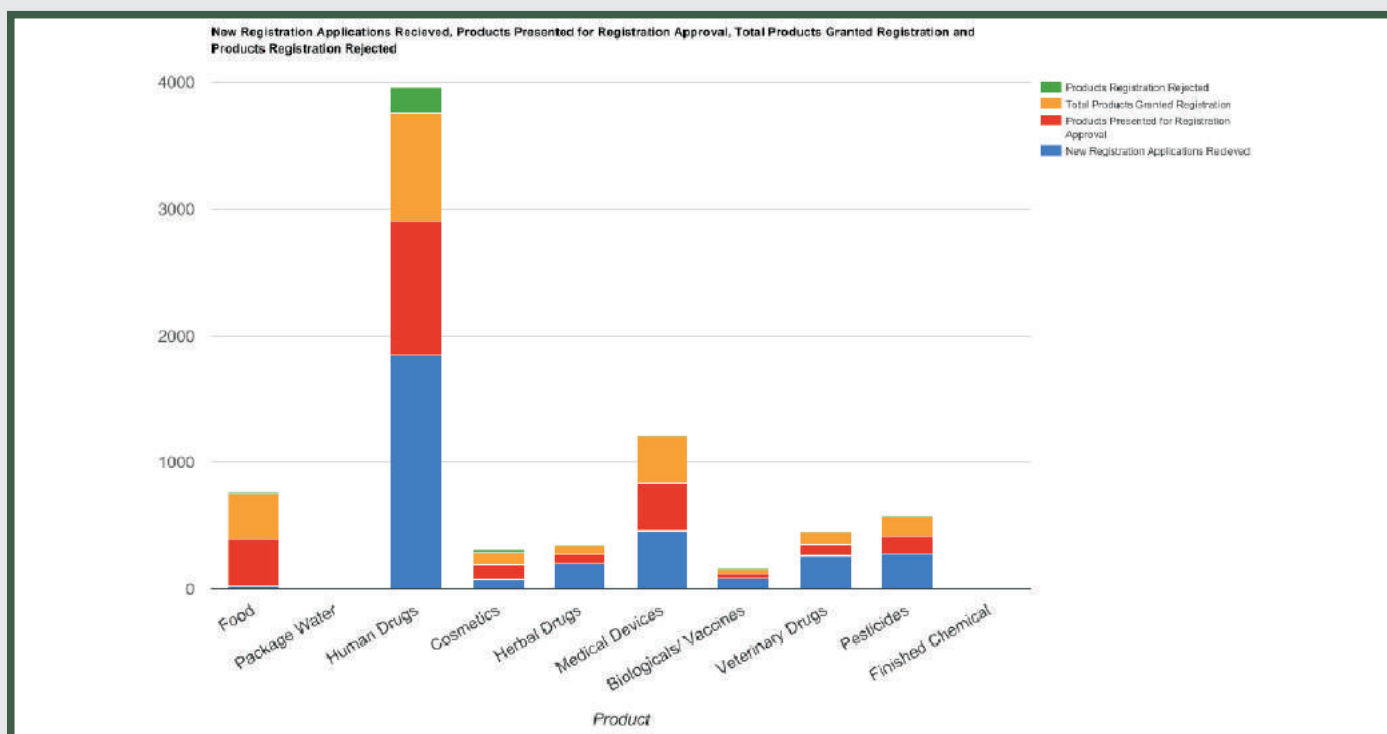
# Registered Products - 2016

Imported – New Registration Applications Received, Products Presented for Registration Approval, Products Granted Registration and Products Registration Rejected



Company Products Registered by NAFDAC 2016				
Product	New Registration Applications Received	Products Presented for Registration Approval	Total Products Granted Registration	Products Registration Rejected
Food	27	367	363	4
Package Water	0	0	0	0
Human Drugs	1851	1053	852	201
Cosmetics	73	120	96	24
Herbal Drugs	201	74	74	0
Medical Devices	463	374	374	0
Biologicals/ Vaccines	86	35	35	0
Veterinary Drugs	259	95	95	0
Pesticides	276	144	144	0
Finished Chemical	0	0	0	0
<b>Total</b>	<b>3236</b>	<b>2262</b>	<b>2033</b>	<b>229</b>

A total of 3,236 New Registration Applications were Received, 2,262 Products Presented for Registration Approval 2,033 Products Granted Registration and 229 Products Registration Rejected in 2016 for Imported Products



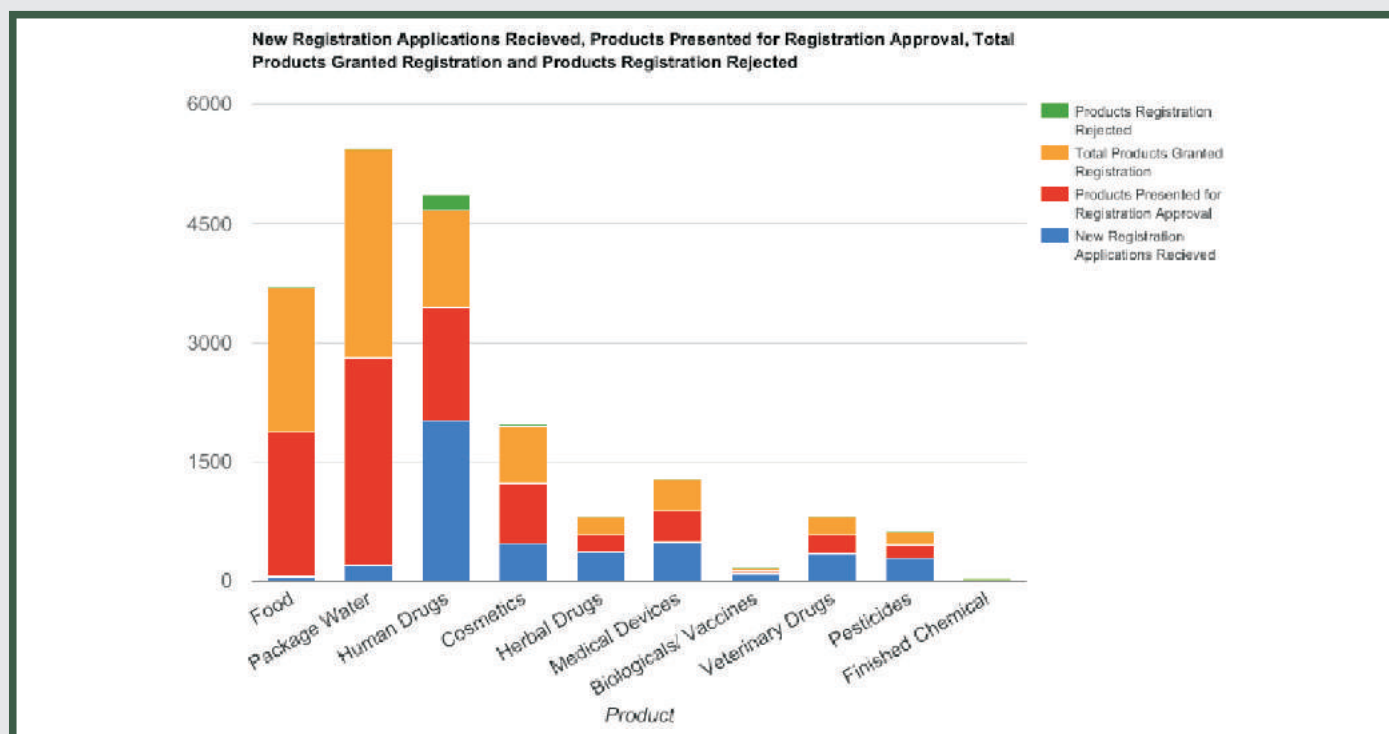
# Registered Products - 2016

Total (Local & Imported) – New Registration Applications Received, Products Presented for Registration Approval, Products Granted Registration and Products Registration Rejected



Company Products Registered by NAFDAC 2016				
Product	New Registration Applications Received	Products Presented for Registration Approval	Total Products Granted Registration	Products Registration Rejected
Food	49	1823	1819	4
Package Water	190	2624	2623	1
Human Drugs	2026	1417	1216	201
Cosmetics	468	755	731	24
Herbal Drugs	360	223	222	1
Medical Devices	485	401	401	0
Biologicals/ Vaccines	86	35	35	0
Veterinary Drugs	344	235	231	4
Pesticides	288	159	159	0
Finished Chemical	0	7	7	0
<b>Total</b>	<b>4,296</b>	<b>7,679</b>	<b>7,444</b>	<b>235</b>

A total of 4,296 New Registration Applications were Received; 7,679 Products Presented for Registration Approval, 7,444 Products Granted Registration and 235 Products Registration Rejected in 2016 for both local and imported Products.



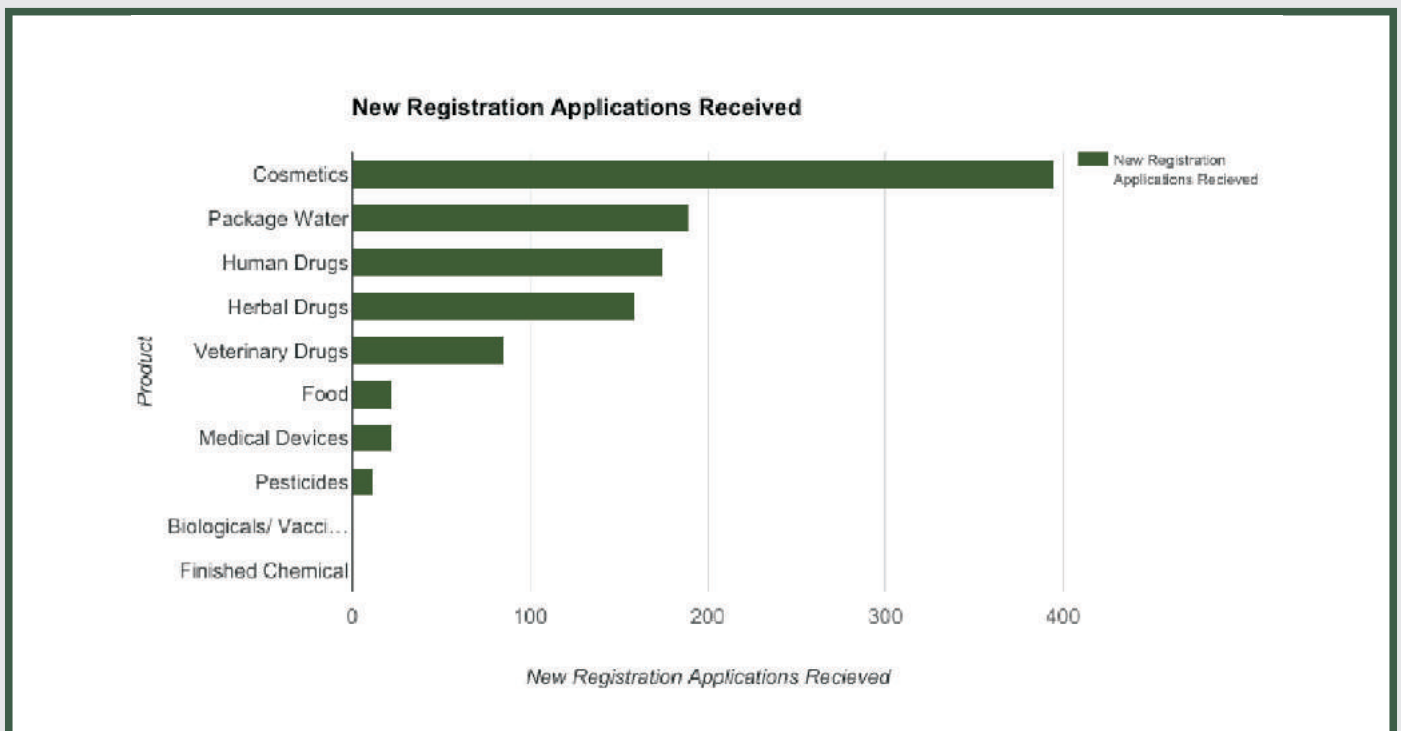
# Registered Products - 2016

## New Registration Applications Received for Local Products



Product	New Registration Applications Received
Cosmetics	395
Package Water	190
Human Drugs	175
Herbal Drugs	159
Veterinary Drugs	85
Food	22
Medical Devices	22
Pesticides	12
Biologicals/ Vaccines	0
Finished Chemical	0

A total of 395 locally made cosmetics new registration application were received in 2016 to top the list of local products that applied for new registration





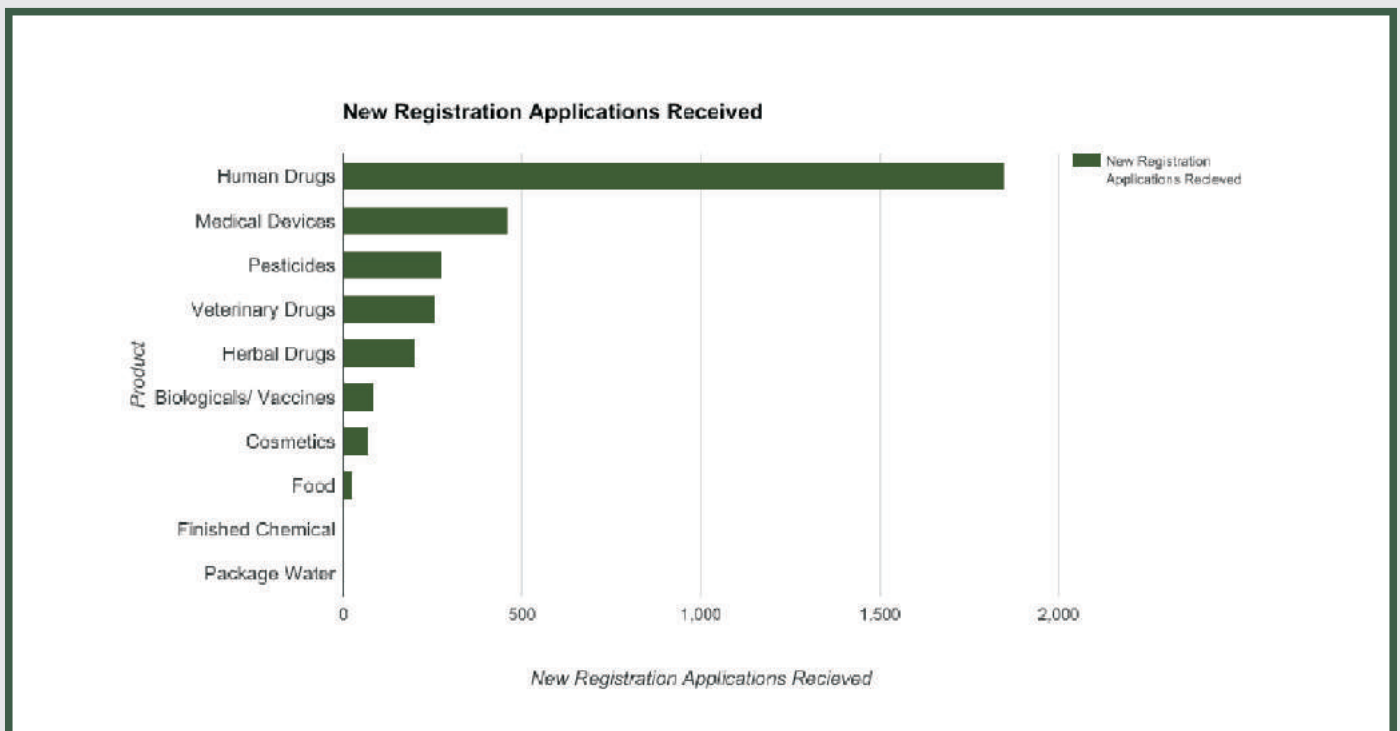
# Registered Products - 2016

## New Registration Applications Received for Imported Products



Product	New Registration Applications Received
Human Drugs	1851
Medical Devices	463
Pesticides	276
Veterinary Drugs	259
Herbal Drugs	201
Biologicals/ Vaccines	86
Cosmetics	73
Food	27
Package Water	0
Finished Chemical	0

A total of 1,851 imported human drugs new registration application were received in 2016 to top the list of imported products that applied for new registration



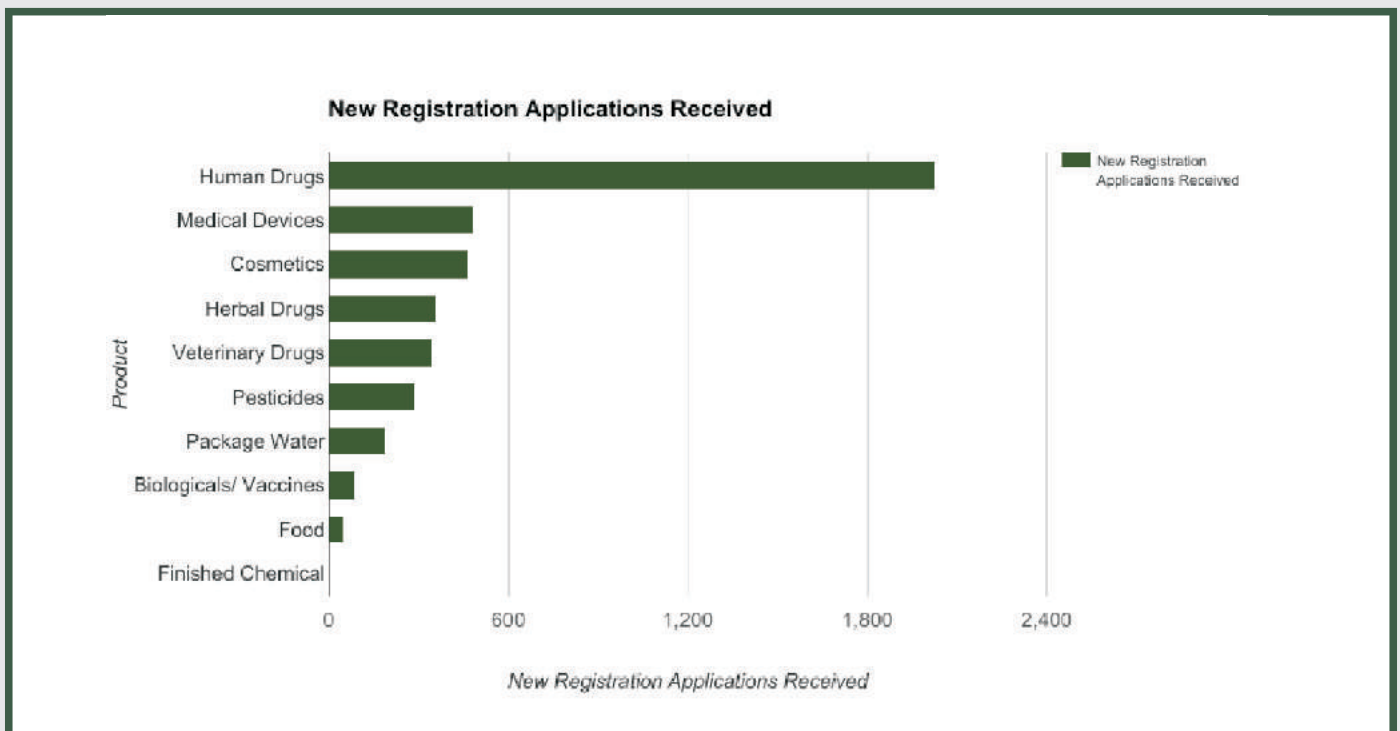
# Registered Products - 2016

## New Registration Applications Received for Total (Imported & Local) Products



Product	New Registration Applications Received
Human Drugs	2026
Medical Devices	485
Cosmetics	468
Herbal Drugs	360
Veterinary Drugs	344
Pesticides	288
Package Water	190
Biologicals/ Vaccines	86
Food	49
Finished Chemical	0

A total of 2,026 human drugs new registration application were received in 2016 to top the list of all products that applied for new registration



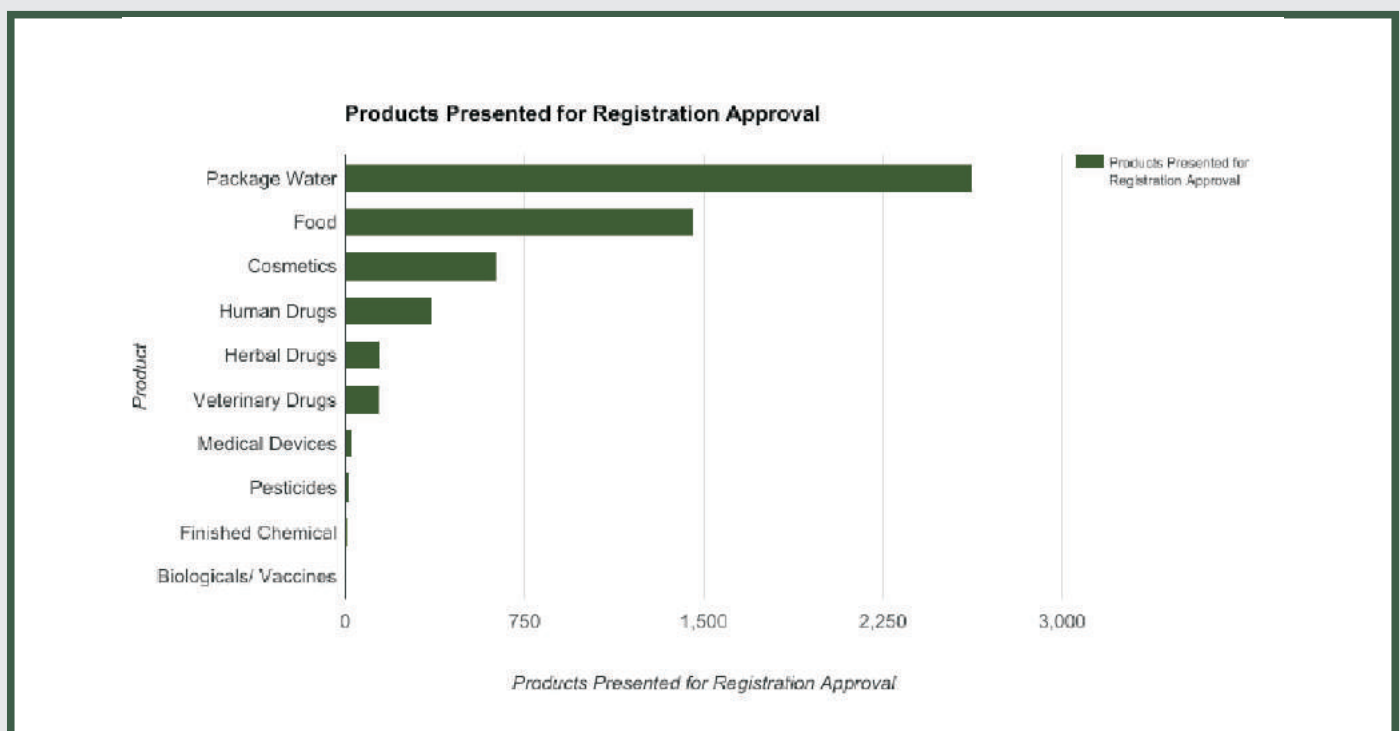
# Registered Products - 2016

## Local Products Presented for Registration Approval



Product	Products Presented for Registration Approval
Package Water	2624
Food	1456
Cosmetics	635
Human Drugs	364
Herbal Drugs	149
Veterinary Drugs	140
Medical Devices	27
Pesticides	15
Finished Chemical	7
Biologicals/ Vaccines	0

A total of 2,624 locally made package water were presented for registration approval to top the list of Products Presented for Registration Approval during the year under review



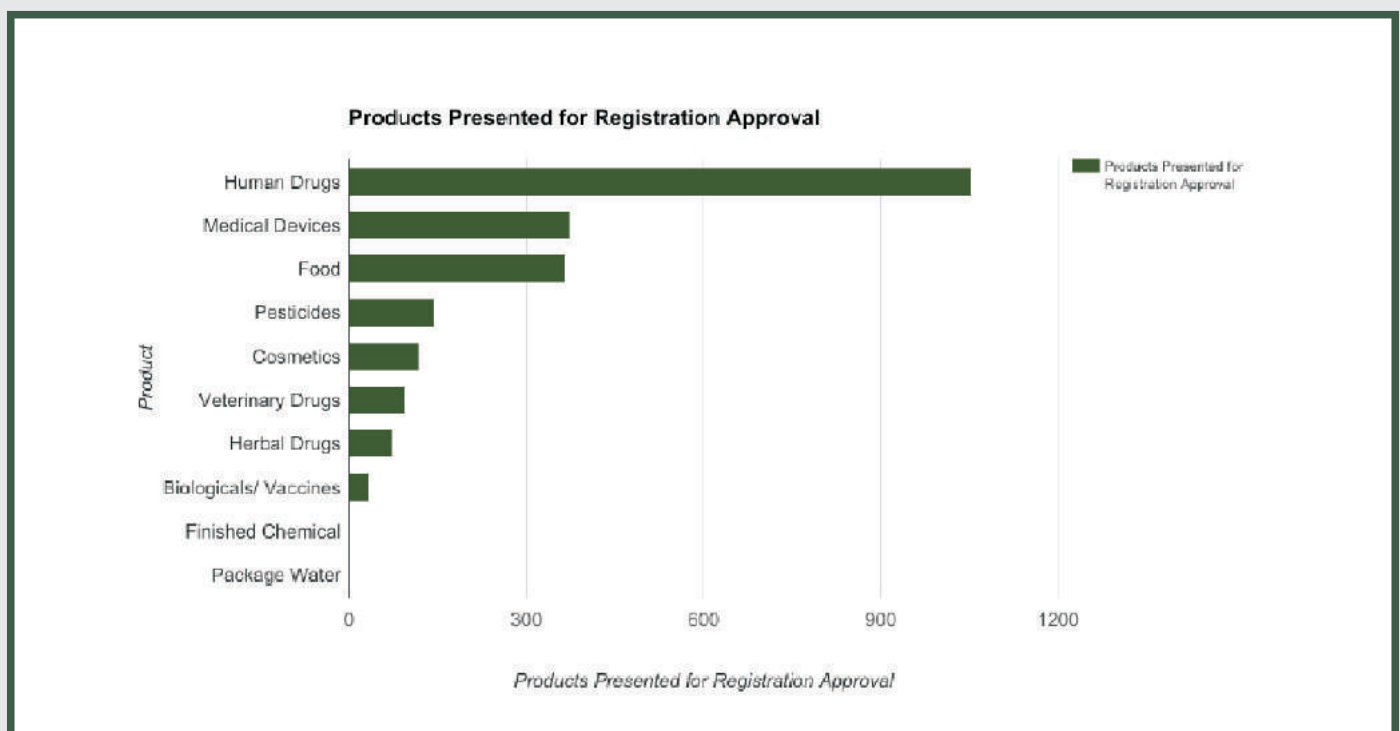
# Registered Products - 2016

## Imported Products Presented for Registration Approval



Product	Products Presented for Registration Approval
Human Drugs	1053
Medical Devices	374
Food	367
Pesticides	144
Cosmetics	120
Veterinary Drugs	95
Herbal Drugs	74
Biologicals/ Vaccines	35
Package Water	0
Finished Chemical	0

A total of 1,053 imported human drugs were presented for registration approval to top the list of Products Presented for Registration Approval during the year under review



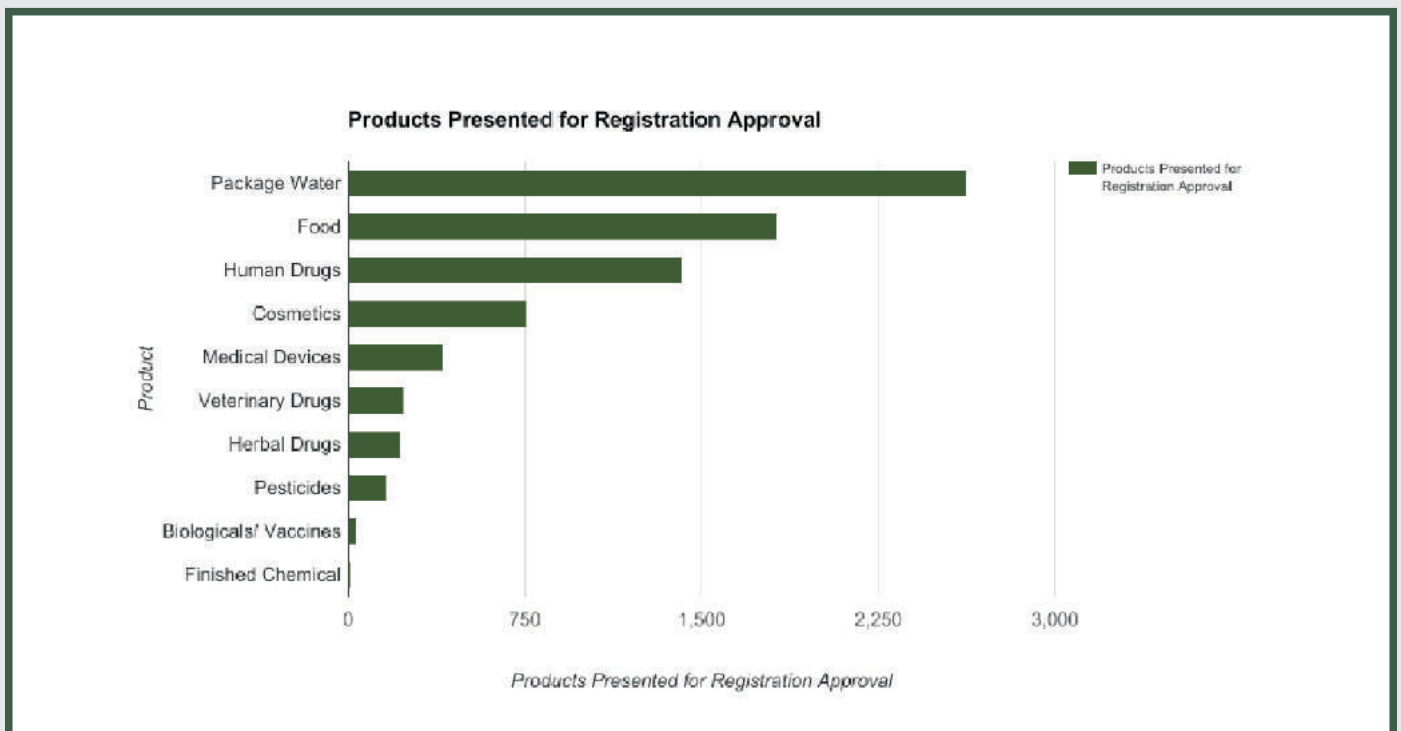
# Registered Products - 2016

## Total (Local & Imported) Products Presented for Registration Approval



Product	Products Presented for Registration Approval
Package Water	2624
Food	1823
Human Drugs	1417
Cosmetics	755
Medical Devices	401
Veterinary Drugs	235
Herbal Drugs	223
Pesticides	159
Biologicals/ Vaccines	35
Finished Chemical	7

A total of 2,624 package water were presented for registration approval to top the list of Products Presented for Registration Approval during the year under review



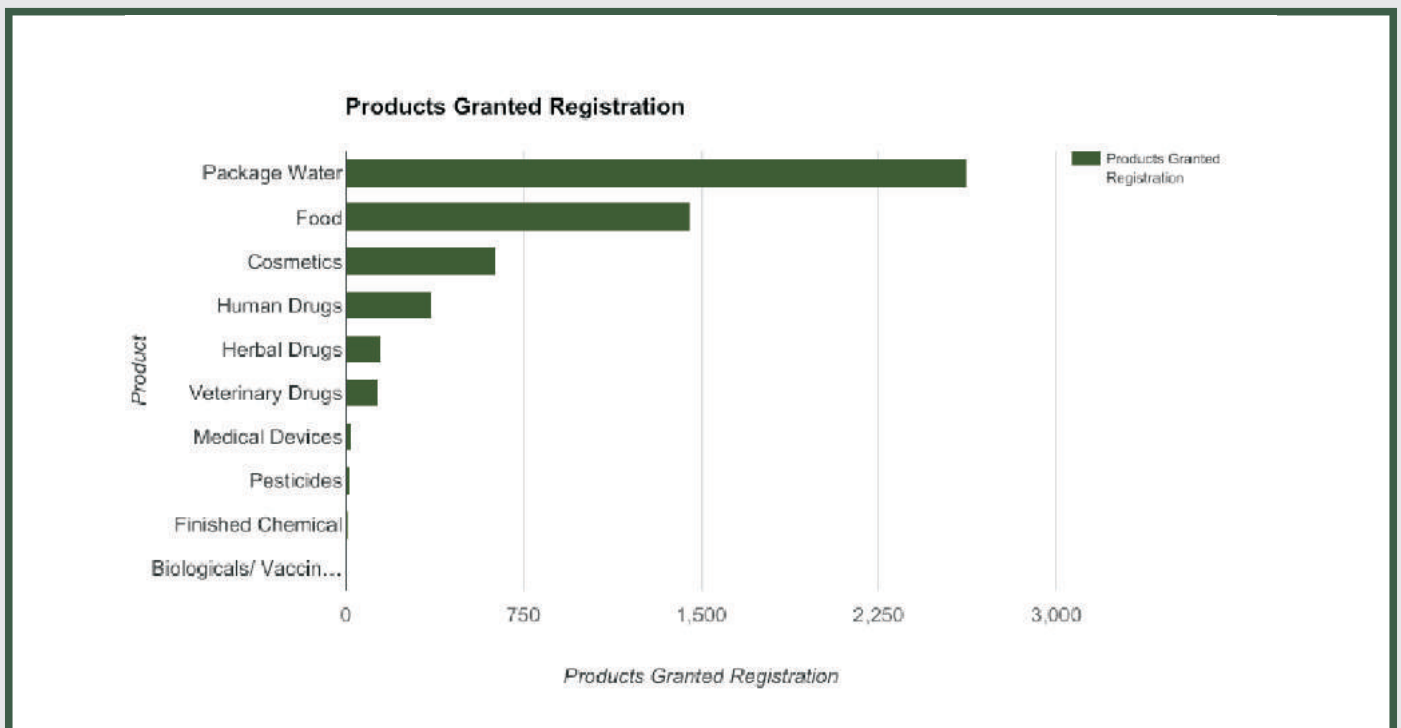
# Registered Products - 2016

## Local Products Granted Registration



Product	Products Granted Registration
Package Water	2623
Food	1456
Cosmetics	635
Human Drugs	364
Herbal Drugs	148
Veterinary Drugs	136
Medical Devices	27
Pesticides	15
Finished Chemical	7
Biologicals/ Vaccines	0

A total of 2,623 locally made package water were granted registration in 2016 to top the list of local products granted registration.



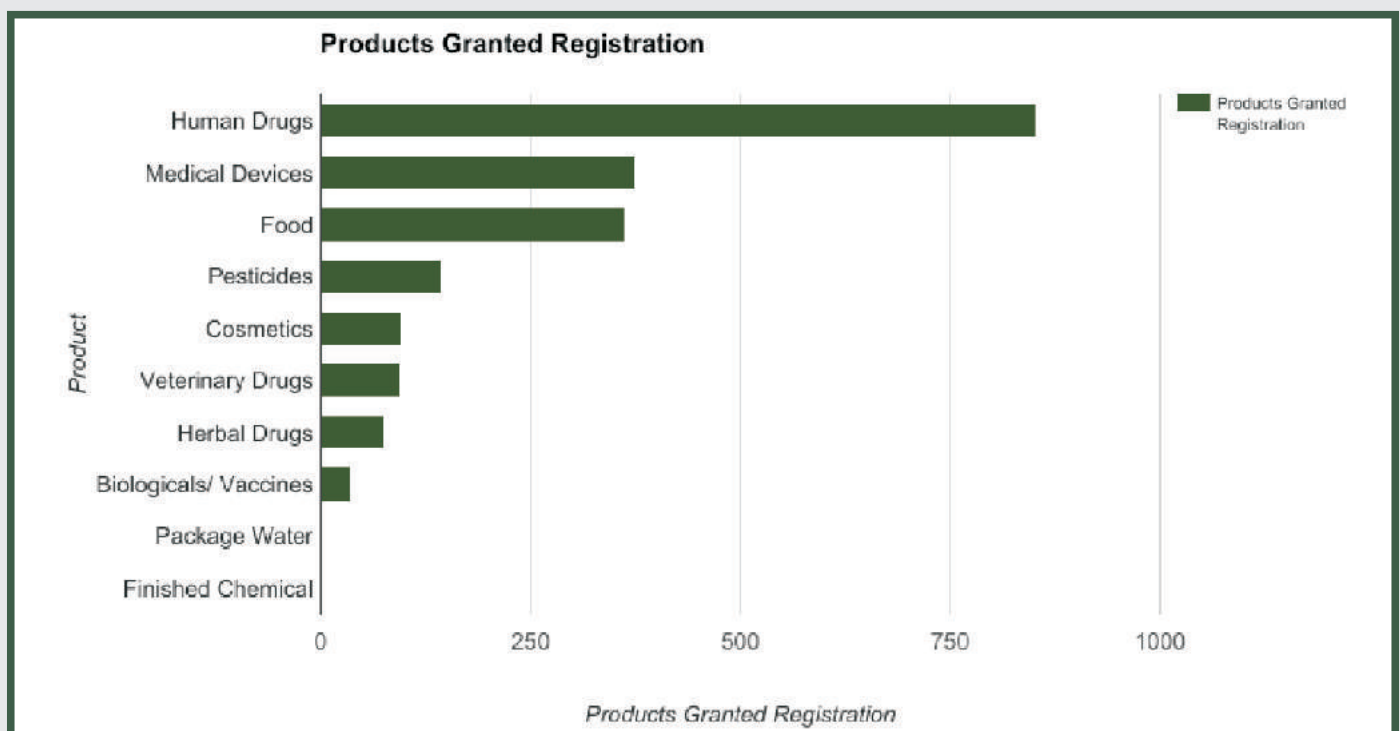
# Registered Products - 2016

## Imported Products Granted Registration



Product	No of Products Granted Registration
Human Drugs	852
Medical Devices	374
Food	363
Pesticides	144
Cosmetics	96
Veterinary Drugs	95
Herbal Drugs	74
Vaccines	35
Package Water	0
Finished Chemical	0

A total of 852 imported human drugs were granted registration in 2016 to top the list of imported products granted registration.



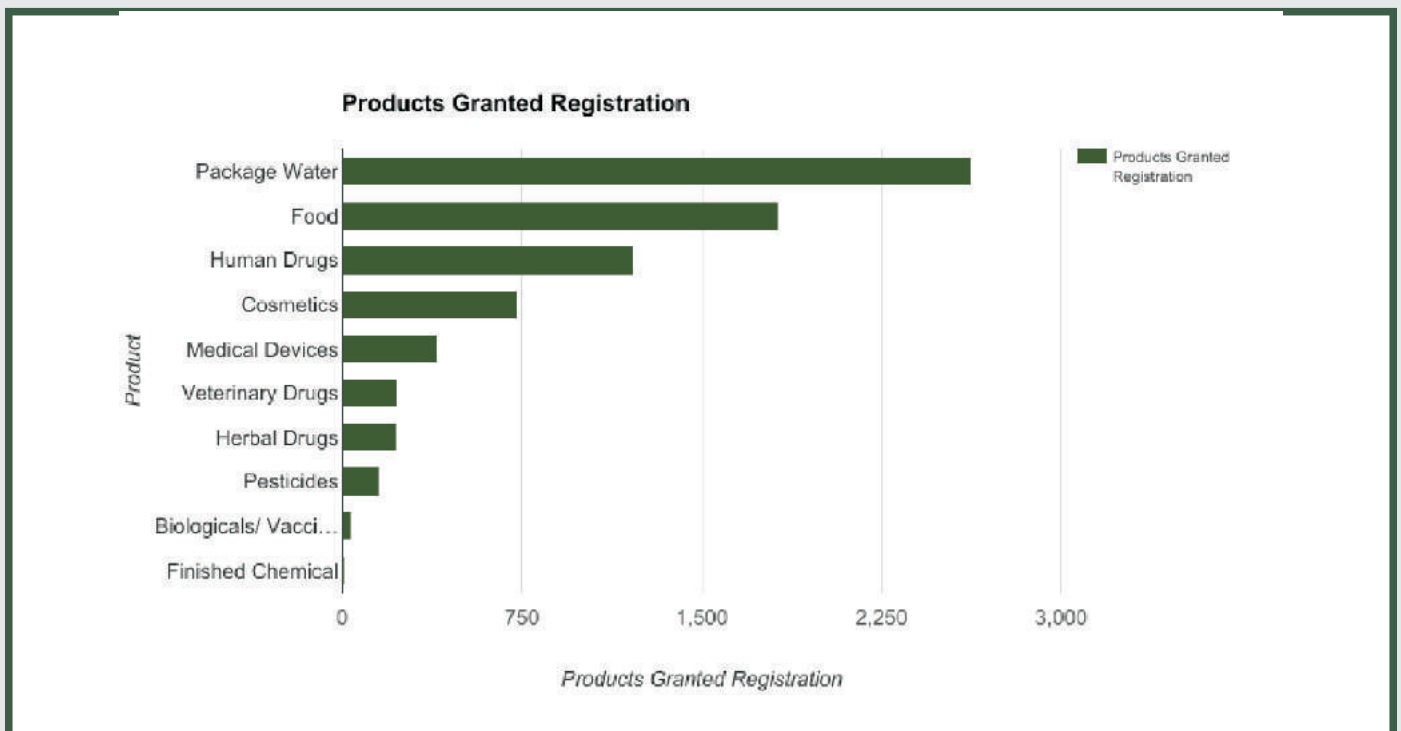
# Registered Products - 2016

## Total (Imported & Local) Products Granted Registration



Product	Products Granted Registration
Package Water	2623
Food	1819
Human Drugs	1216
Cosmetics	731
Medical Devices	401
Veterinary Drugs	231
Herbal Drugs	222
Pesticides	159
Biologicals/ Vaccines	35
Finished Chemical	7

A total of 2,623 package water were granted registration in 2016 to top the list of total products granted registration.





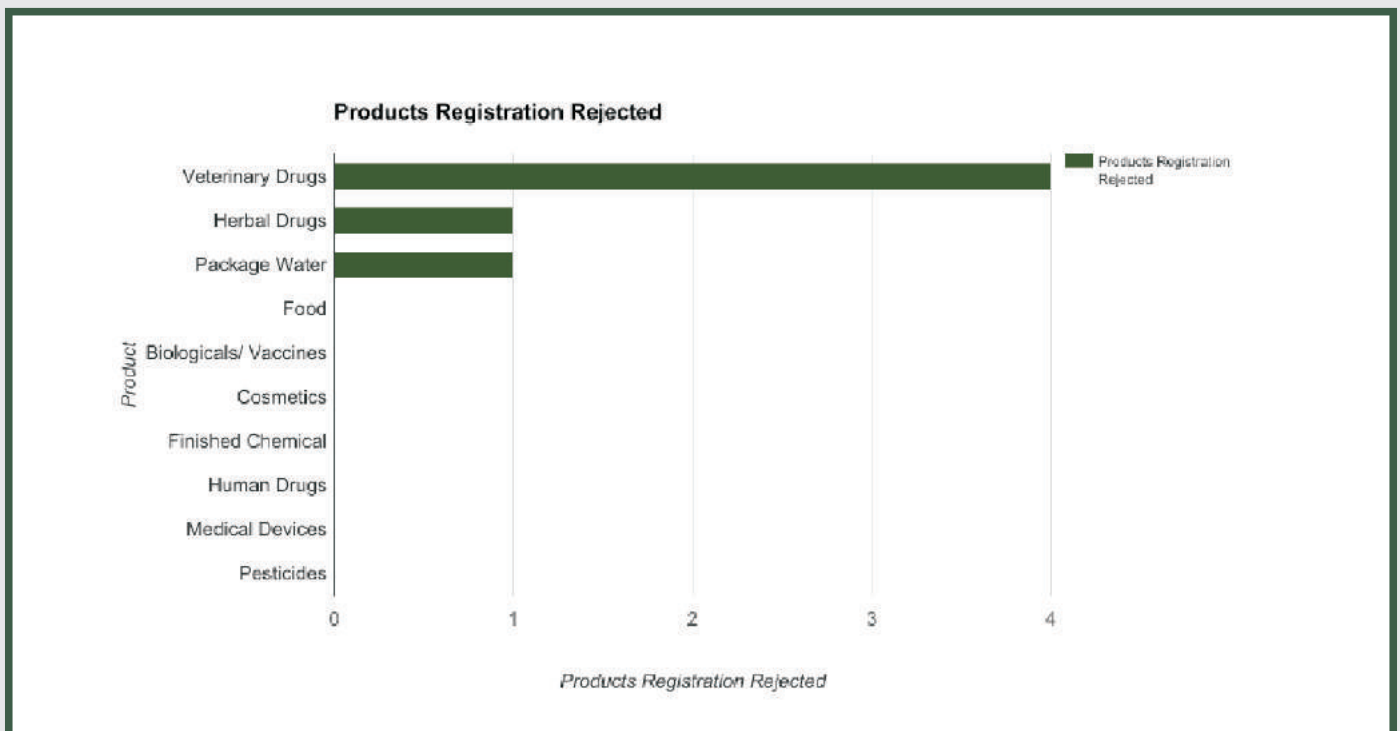
# Registered Products - 2016

## Local Products Registration Rejected



Product	Products Registration Rejected
Veterinary Drugs	4
Package Water	1
Herbal Drugs	1
Food	0
Human Drugs	0
Cosmetics	0
Medical Devices	0
Biologicals/ Vaccines	0
Pesticides	0
Finished Chemical	0

A total of locally made 4 veterinary drugs registration were rejected in 2016 to the list of Products Registration Rejected for local products.



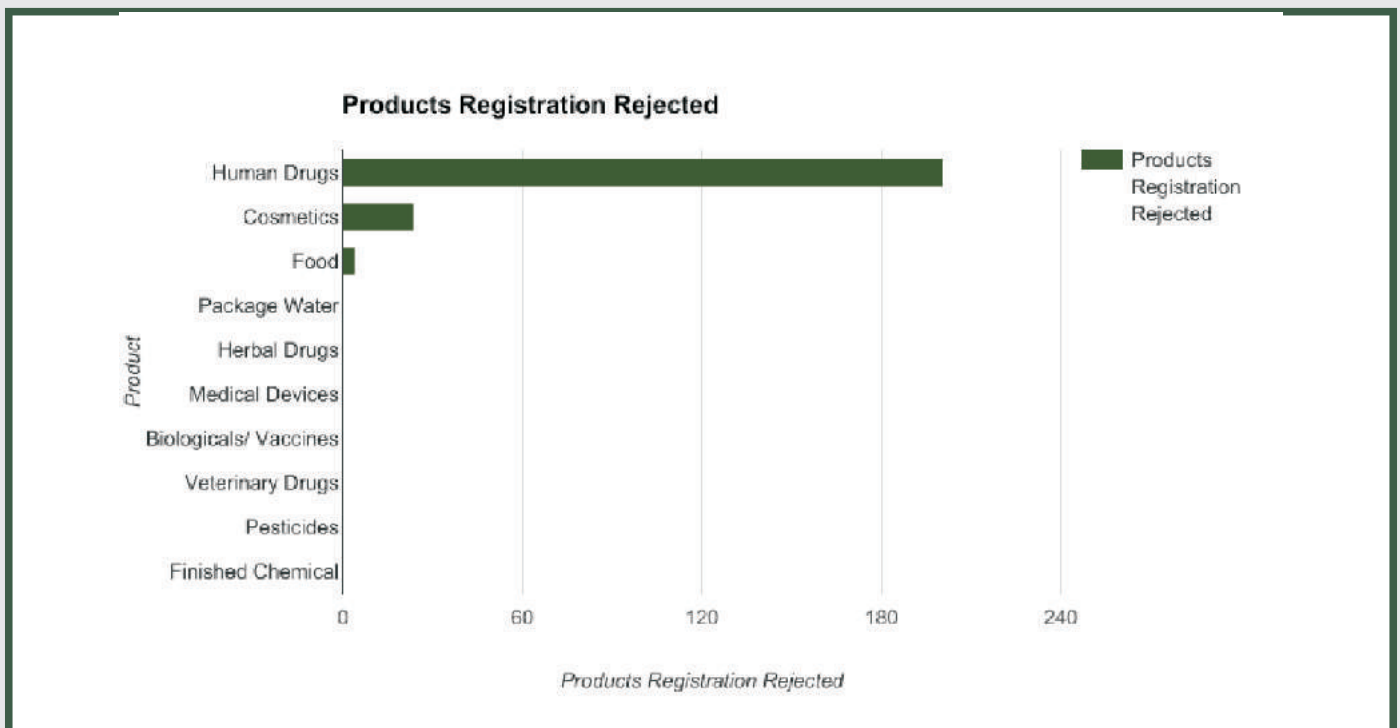
# Registered Products - 2016

## Imported Products Registration Rejected



Product	Products Registration Rejected
Human Drugs	201
Cosmetics	24
Food	4
Package Water	0
Herbal Drugs	0
Medical Devices	0
Biologicals/ Vaccines	0
Veterinary Drugs	0
Pesticides	0
Finished Chemical	0

A total of 201 imported human drugs registration were rejected in 2016 to top the list of Products Registration Rejected



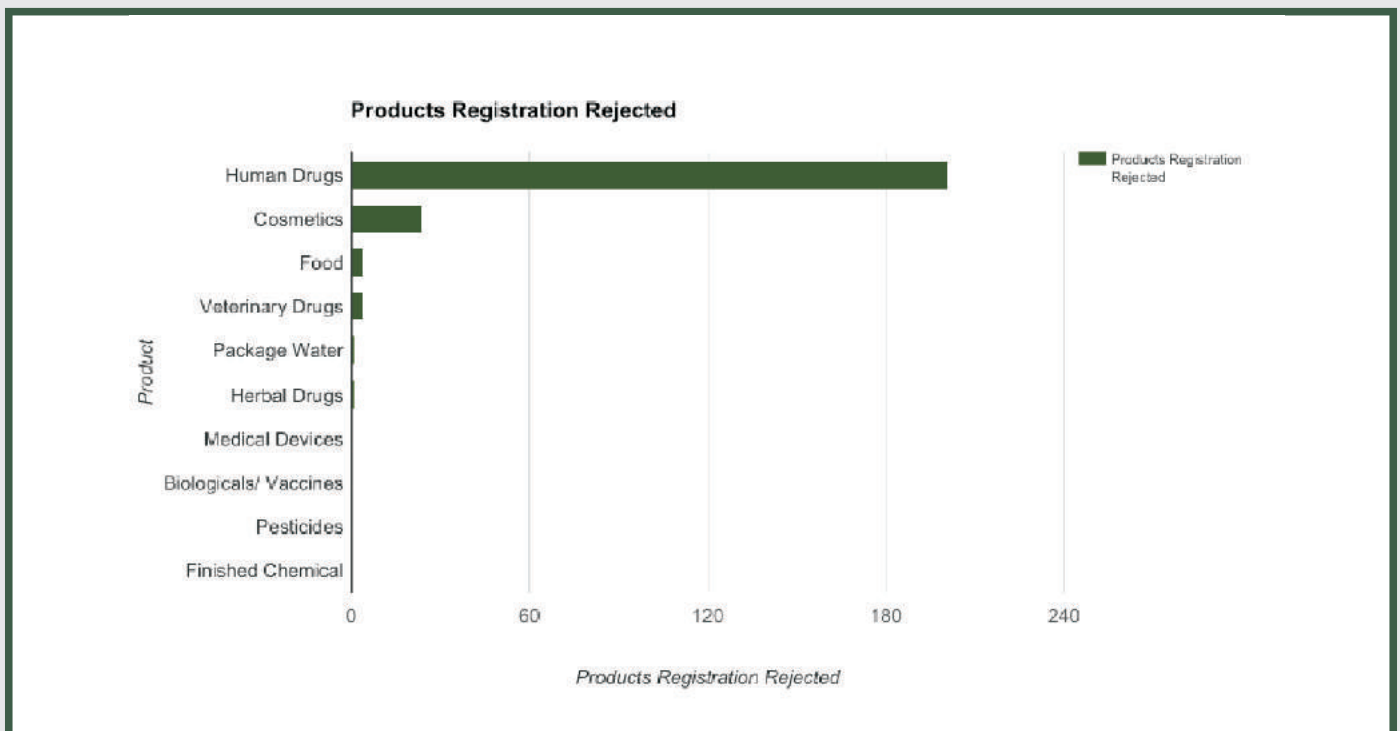
# Registered Products - 2016

## Total (Local & Imported) Products Registration Rejected



Product	Products Registration Rejected
Human Drugs	201
Cosmetics	24
Food	4
Veterinary Drugs	4
Package Water	1
Herbal Drugs	1
Medical Devices	0
Biologicals/ Vaccines	0
Pesticides	0
Finished Chemical	0

A total of 201 human drugs registration were rejected in 2016 to top the list of all products registration rejected





# Methodology

Data is supplied administratively by the National Agency for Food Drug Administration and Control (NAFDAC) and verified and validated by the National Bureau of Statistics, Nigeria (NBS).

# Acknowledgements/Contacts

## Acknowledgements

We acknowledge the contributions of our strategic partner National Agency for Food Drug Administration and Control (NAFDAC) and our technical partner, Proshare in the design, concept and production of this publication.




proshare

## Contact Us

 @nigerianstat

 NBSNigeria

 [www.nigerianstat.gov.ng](http://www.nigerianstat.gov.ng)

 **Head Office Address**  
Plot 762, Independence Avenue, Central  
Business District, FCT, Abuja Nigeria.

 +234 803 386 5388

 [feedback@nigerianstat.gov.ng](mailto:feedback@nigerianstat.gov.ng)