



THE FEDERAL REPUBLIC  
OF NIGERIA

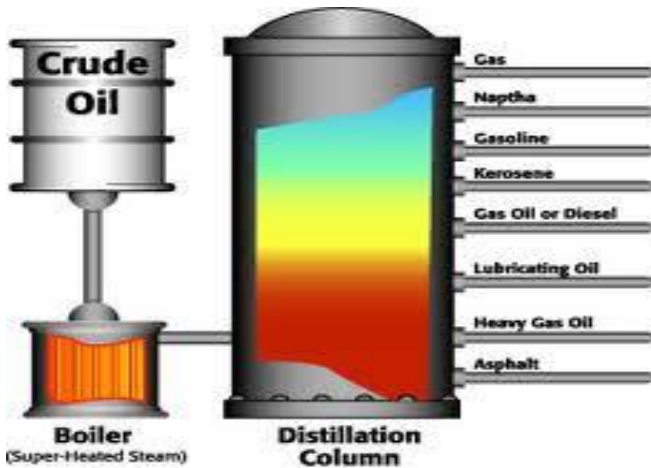


NATIONAL BUREAU OF STATISTICS

# AUTOMOTIVE GAS OIL (DIESEL)

## PRICE WATCH

October 2016



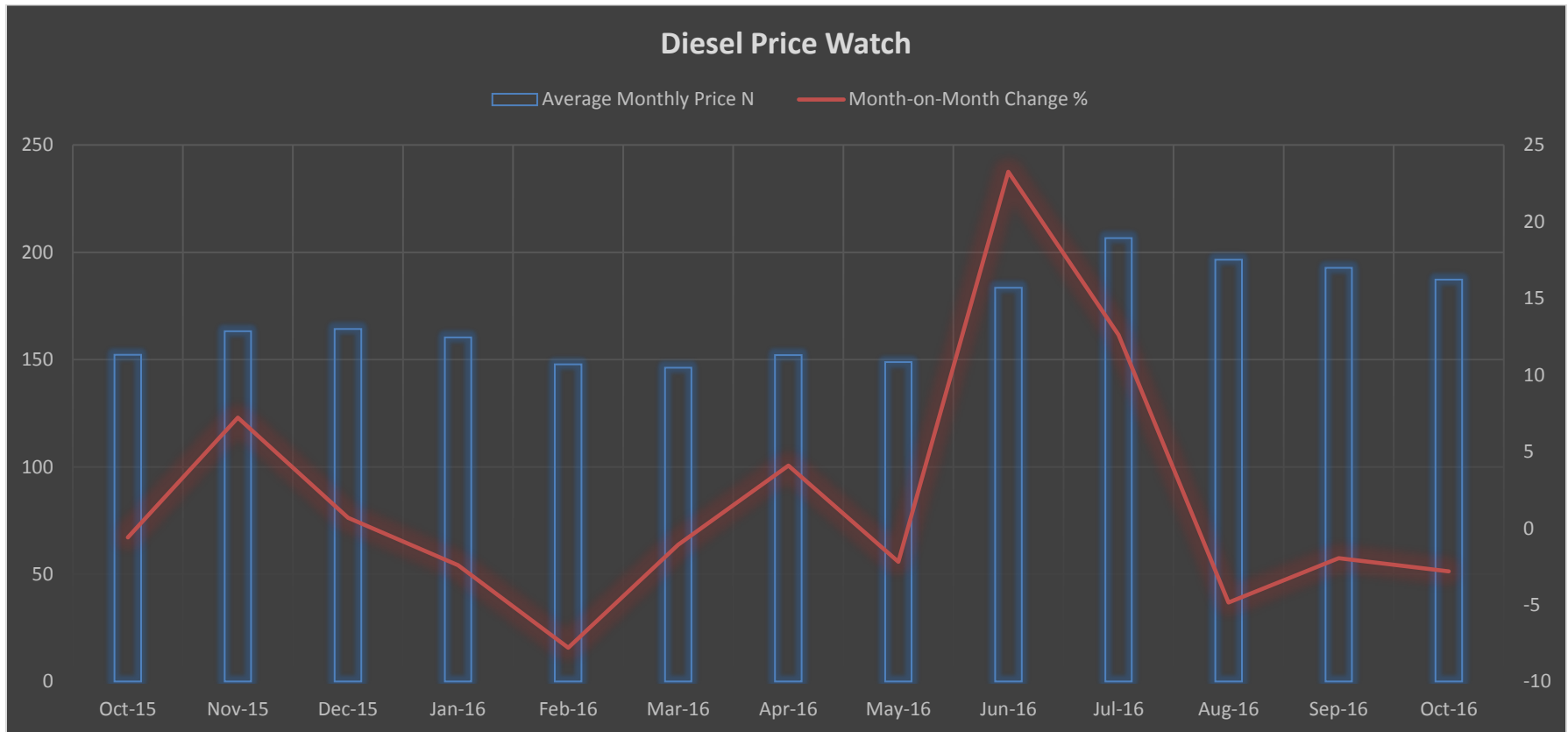
This report presents the average monthly price reportedly paid by households for Automotive Gas Oil (Diesel) across the 36 States and FCT

Report Date: 14 Nov 2016

## October 2016

STATE	Oct-15	Nov-15	Dec-15	Jan-16	Feb-16	Mar-16	Apr-16	May-16	Jun-16	Jul-16	Aug-16	Sep-16	Oct-16
Abia	141.33	153.33	153.44	152.59	146.76	141.25	144.41	141.88	179.47	201.25	190.36	195.23	190.36
Abuja	157.14	157.50	153.75	158.00	145.00	160.00	155.00	142.22	178.75	204.00	194.00	189.50	180.00
Adamawa	135.00	145.00	145.00	147.00	145.00	147.18	132.50	145.00	180.00	205.00	190.00	193.75	180.00
Akwa Ibom	130.00	162.70	150.00	156.25	140.00	141.00	141.67	145.00	181.43	202.50	192.00	200.00	188.57
Anambra	135.00	149.00	150.33	146.92	133.33	126.00	130.67	130.67	177.67	200.00	192.50	185.00	183.67
Bauchi	143.33	169.00	170.00	178.00	152.50	145.00	157.00	135.00	185.71	205.00	192.14	198.33	181.67
Bayelsa	148.57	163.52	193.33	180.00	160.00	188.57	174.29	150.00	192.50	200.63	192.88	186.67	189.55
Benue	151.86	156.00	160.83	160.00	152.00	135.00	167.00	150.00	166.67	202.86	210.00	210.00	189.17
Borno	160.00	175.50	193.77	167.00	168.25	155.00	165.00	165.00	221.67	225.00	195.00	201.25	192.00
Cross River	170.00	164.56	161.25	169.17	160.00	153.57	202.86	188.13	181.11	202.86	198.64	187.78	185.26
Delta	145.73	162.49	185.63	142.50	148.67	135.83	137.00	138.75	180.00	203.75	197.31	183.18	187.73
Ebonyi	143.57	160.71	160.83	160.71	147.86	148.57	152.83	145.00	180.00	202.86	192.43	185.00	190.00
Edo	133.89	162.50	157.73	154.44	143.21	135.50	142.50	140.00	179.62	200.00	200.45	193.08	188.23
Ekiti	152.50	155.36	153.13	155.42	155.00	151.47	151.20	145.83	175.00	204.41	198.33	197.37	193.30
Enugu	134.41	150.63	153.46	150.35	140.14	136.30	139.00	136.11	185.00	201.39	199.29	193.21	190.94
Gombe	126.67	200.00	140.00	155.19	120.00	142.78	146.27	141.68	180.00	205.00	198.50	180.00	185.00
Imo	147.62	150.57	151.00	151.43	146.88	141.79	148.17	137.94	175.24	200.50	202.14	196.82	192.73
Jigawa	148.33	162.69	158.93	162.50	142.69	146.43	160.83	144.62	186.36	201.67	198.00	196.07	189.64
Kaduna	171.00	160.63	153.75	163.64	151.88	143.13	162.50	156.67	178.57	203.18	192.92	198.08	192.17
Kano	168.88	172.50	154.25	153.60	144.56	149.50	147.89	155.14	186.67	202.50	202.50	198.33	191.00
Katsina	142.14	152.78	143.89	145.50	143.13	135.00	150.50	140.00	194.00	211.11	195.22	184.88	191.50
Kebbi	209.38	215.00	210.77	200.77	155.50	212.78	192.27	187.78	200.00	229.09	194.55	199.38	192.00
Kogi	155.00	162.14	166.25	166.33	152.14	152.00	135.00	152.50	180.00	201.25	190.00	196.67	181.82
Kwara	143.33	168.00	163.20	160.33	142.67	153.57	135.00	146.00	185.21	223.33	202.00	198.89	193.34
Lagos	133.33	153.68	148.42	149.38	155.25	143.44	147.37	143.25	175.56	202.14	194.47	188.11	187.00
Nassarawa	154.00	182.14	170.00	162.50	161.50	161.11	152.78	167.69	183.64	205.00	208.89	196.57	183.00
Niger	186.67	177.14	172.50	187.00	164.17	151.00	169.00	179.38	188.33	204.29	197.14	198.00	183.89
Ogun	132.73	151.54	149.40	146.79	140.38	135.00	129.62	132.50	172.86	207.15	198.46	183.46	186.69
Ondo	154.67	156.67	152.19	156.00	145.56	138.57	142.37	150.33	177.50	206.25	191.58	185.67	181.13
Osun	137.47	158.06	154.17	150.00	141.18	132.69	126.00	129.17	181.00	206.00	203.53	192.00	191.35
Oyo	142.50	156.64	228.33	148.44	139.83	134.50	130.67	140.00	181.05	207.50	197.89	194.44	188.06
Plateau	146.25	149.20	141.25	152.50	138.00	134.00	175.80	150.00	181.88	201.25	197.71	203.33	178.13

Rivers	178.75	164.54	158.18	155.14	160.00	153.33	161.67	160.00	191.11	200.00	194.40	186.67	183.81
Sokoto	148.33	153.75	158.33	223.13	132.50	146.00	150.00	143.33	180.00	203.00	188.67	180.56	187.14
Taraba	182.00	198.00	252.50	175.00	160.00	138.33	165.00	145.00	200.00	249.00	191.20	188.33	180.00
Yobe	190.00	154.33	160.00	133.33	140.00	110.00	155.00	155.00	183.33	205.00	189.60	175.00	191.67
Zamfara	149.00	149.17	147.67	153.75	152.50	154.00	153.08	149.38	179.33	206.54	206.82	209.09	186.92
<b>AVERAGE</b>	<b>152.17</b>	<b>163.16</b>	<b>164.26</b>	<b>160.29</b>	<b>147.78</b>	<b>146.19</b>	<b>152.15</b>	<b>148.81</b>	<b>183.41</b>	<b>206.55</b>	<b>196.53</b>	<b>192.69</b>	<b>187.25</b>
<b>Month-on-Month</b>	<b>-0.60</b>	<b>7.22</b>	<b>0.67</b>	<b>-2.42</b>	<b>-7.80</b>	<b>-1.08</b>	<b>4.08</b>	<b>-2.20</b>	<b>23.25</b>	<b>12.61</b>	<b>-4.85</b>	<b>-1.95</b>	<b>-2.82</b>
<b>Year-on-Year</b>									<b>20.72</b>	<b>41.89</b>	<b>29.69</b>	<b>25.87</b>	<b>23.05</b>



# AUTOMOTIVE GAS OIL (DIESEL) PRICE WATCH (OCTOBER 2016)

Average Diesel Price Across States:

**N187**  
FROM N193  
SEPTEMBER 2016



This report presents average monthly prices actually reportedly paid by households for Diesel across the 36 States and FCT



# AUTOMOTIVE GAS OIL (DIESEL) PRICE WATCH (OCTOBER 2016)

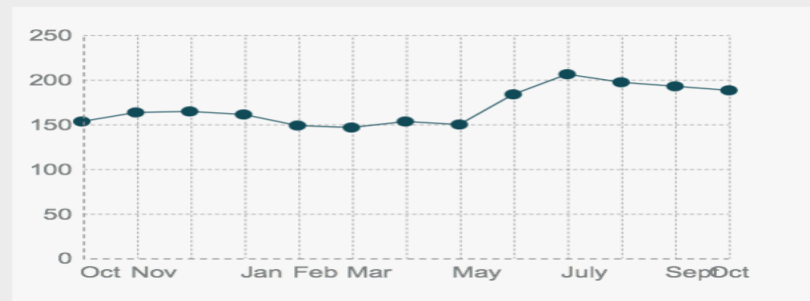
## States with the Highest Average Prices



## States with the Lowest Average Prices



## Average Diesel (N) Price from October 2015 - October 2016



**23.1% YEAR - ON - YEAR ; -2.8% MONTH - ON - MONTH**

This report presents average monthly prices actually reportedly paid by households for Diesel across the 36 States and FCT



[www.nigerianstat.gov.ng](http://www.nigerianstat.gov.ng)



@nigerianstat



[www.facebook.com/nigerianstatistics](https://www.facebook.com/nigerianstatistics)