



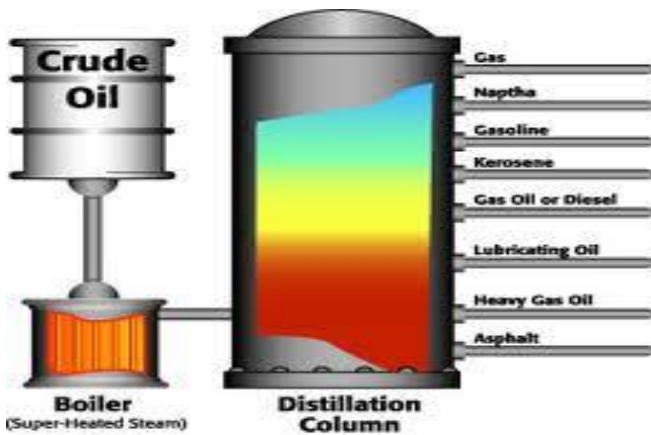
THE FEDERAL REPUBLIC
OF NIGERIA



NATIONAL BUREAU OF STATISTICS

NATIONAL HOUSEHOLD KEROSENE PRICE WATCH

October 2016



This report presents the average monthly price reportedly paid by households for Kerosene (HHK) across the 36 States and FCT

Report Date: 14 November 2016

October 2016 (PRICE PER LITRE)

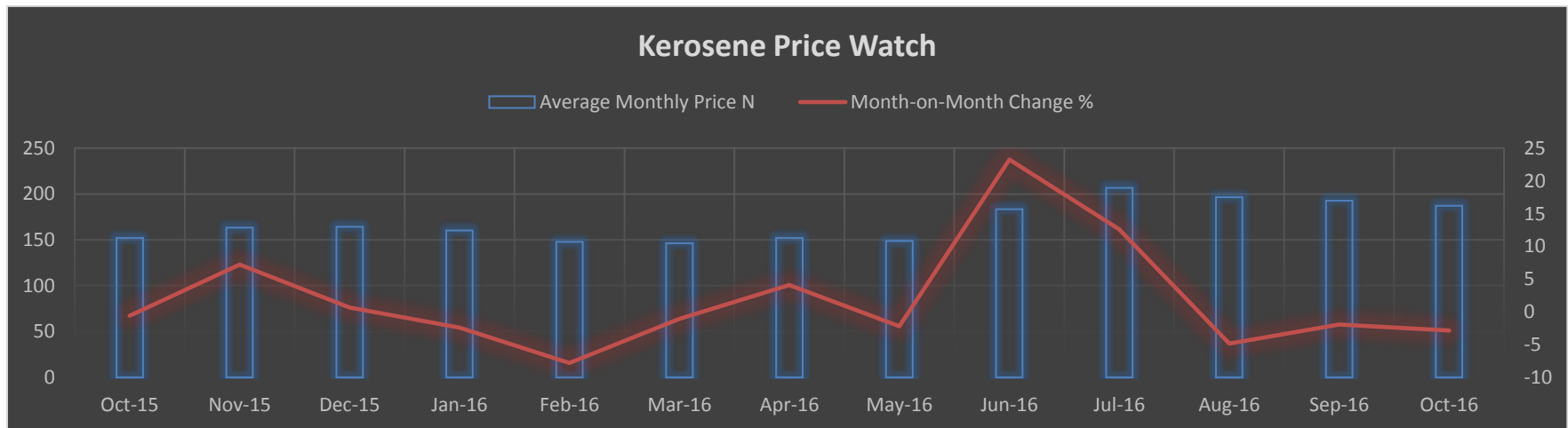
STATE	Oct-15	Nov-15	Dec-15	Jan-16	Feb-16	Mar-16	Apr-16	May-16	Jun-16	Jul-16	Aug-16	Sep-16	Oct-16
Abia	258.33	227.08	304.44	228.65	259.29	238.54	333.85	306.54	304.44	361.81	339.71	316.07	298.53
Abuja	195.83	266.67	250.00	233.33	226.67	226.67	186.67	213.33	344.45	323.33	316.67	275.00	296.67
Adamawa	258.33	245.24	264.58	248.15	230.00	274.54	227.08	257.41	218.75	283.33	250.00	257.58	291.67
Akwa Ibom	225.00	219.44	238.10	197.22	221.21	213.34	207.58	219.44	243.33	321.79	322.22	276.39	280.56
Anambra	205.95	195.14	251.11	228.57	250.00	216.67	195.56	195.14	251.11	297.78	268.89	270.60	273.81
Bauchi	237.50	230.58	300.00	223.81	202.08	208.33	237.50	341.67	300.00	261.90	266.67	270.83	278.33
Bayelsa	250.00	226.67	251.39	250.00	230.95	200.00	209.26	212.96	230.56	312.12	268.52	300.00	254.55
Benue	220.37	240.91	262.50	259.72	289.58	179.63	192.59	239.39	200.00	296.97	241.67	279.70	261.11
Borno	259.26	341.67	340.00	264.29	266.67	276.67	266.66	245.83	245.83	391.67	322.92	290.91	347.22
Cross River	206.41	235.90	242.31	198.72	227.69	250.00	200.00	219.45	242.31	350.00	312.50	297.44	329.36
Delta	211.11	209.72	247.78	206.94	236.67	225.00	206.86	209.72	247.78	301.11	325.64	283.21	283.33
Ebonyi	209.52	215.48	244.44	212.96	231.95	228.57	208.34	208.33	244.44	347.62	333.33	290.48	302.38
Edo	210.42	228.33	250.00	226.92	213.33	210.00	183.33	210.61	209.09	291.67	318.18	273.81	287.50
Ekiti	184.17	187.50	280.70	189.17	225.93	204.55	184.17	187.50	280.70	323.19	299.17	288.38	277.19
Enugu	219.44	225.69	278.53	228.17	251.60	218.52	209.88	205.45	278.53	339.81	324.31	322.12	335.33
Gombe	234.85	257.58	291.11	205.83	232.29	219.70	219.46	353.81	353.81	273.33	258.33	268.52	281.25
Imo	228.62	228.95	262.75	226.81	244.45	244.20	225.41	220.00	209.72	343.18	368.52	331.75	340.87
Jigawa	221.11	240.48	244.44	234.62	345.59	190.38	212.96	200.00	274.44	294.44	275.00	287.78	257.78
Kaduna	241.03	200.49	261.46	232.22	233.33	232.74	241.03	357.14	261.46	281.25	292.78	279.41	284.44
Kano	273.08	241.67	264.29	253.57	283.33	223.61	263.89	189.06	264.29	325.00	374.40	325.64	316.66
Katsina	201.28	205.13	232.29	202.56	200.23	158.93	220.24	154.37	275.83	276.92	223.10	280.95	230.21
Kebbi	251.67	255.83	250.93	228.26	384.92	196.25	188.10	191.27	201.96	285.09	320.59	293.59	259.65
Kogi	215.38	205.77	227.27	264.29	245.83	221.67	261.11	201.67	188.33	333.33	288.46	295.56	298.49
Kwara	206.25	207.29	204.04	200.00	188.89	152.08	152.78	177.78	173.81	347.92	244.44	324.07	277.26
Lagos	188.33	212.88	266.67	203.51	218.52	178.17	175.83	220.75	160.30	321.43	282.46	284.21	296.88
Nassarawa	216.67	245.45	268.06	218.52	248.48	210.00	201.67	205.00	188.89	290.28	275.76	301.67	306.06
Niger	227.78	239.17	241.67	221.30	785.71	220.37	267.71	203.70	192.59	270.37	287.50	279.55	243.33
Ogun	200.00	214.58	237.96	202.08	218.52	196.57	177.45	188.33	165.35	330.21	319.54	300.98	304.90
Ondo	180.83	184.09	222.50	194.74	225.83	192.43	209.17	352.58	250.84	283.85	307.94	286.67	275.00
Osun	175.00	176.85	270.18	182.92	354.76	194.20	140.00	264.83	153.79	291.67	288.33	275.00	273.44
Oyo	191.23	183.33	240.20	167.95	279.17	196.16	142.78	269.72	150.00	298.04	261.40	270.59	254.78
Plateau	197.62	195.83	238.10	220.83	250.00	223.81	190.48	163.33	208.33	310.26	293.33	252.38	258.33

Rivers	234.85	224.24	280.56	231.48	231.95	230.56	203.71	216.67	237.50	350.00	291.67	302.08	283.33
Sokoto	269.44	223.81	222.22	252.38	289.58	247.22	211.90	273.81	211.90	263.89	293.54	283.33	375.00
Taraba	311.67	275.00	293.75	283.33	304.17	279.17	291.67	296.67	375.00	310.61	368.18	291.03	370.83
Yobe	322.22	331.48	366.67	263.33	374.24	273.61	505.00	235.90	235.90	314.29	313.64	297.50	353.70
Zamfara	238.24	242.71	270.59	221.93	224.61	410.83	308.93	190.20	211.67	281.25	293.75	276.28	291.18
AVERAGE	226.45	229.42	261.18	224.57	268.33	223.34	223.26	232.42	237.49	310.29	298.19	288.68	292.73
Month-on-Month	-4.99	1.31	13.84	-14.02	19.48	-16.76	-0.04	4.10	2.18	30.66	-3.90	-3.19	1.40
Year-on-Year										57.01	40.29	21.11	29.27

October 2016 (PRICE PER GALLON)

STATE LABEL	Oct-15	Nov-15	Dec-15	Jan-16	Feb-16	Mar-16	Apr-16	May-16	Jun-16	Jul-16	Aug-16	Sep-16	Oct-16
Abia	610.00	595.57	777.69	611.29	716.25	647.33	517.94	529.44	777.69	1038.18	957.06	1227.14	835.86
Abuja	705.00	700.00	796.88	712.50	754.00	662.00	640.00	619.00	657.50	946.00	916.00	1178.57	880.00
Adamawa	1065.63	947.50	916.25	766.67	905.00	912.59	800.00	916.67	821.43	986.36	1103.13	1181.82	1155.56
Akwa Ibom	612.00	597.08	661.43	600.42	627.08	571.00	539.09	605.42	661.43	888.50	978.75	1254.17	882.50
Anambra	569.64	634.13	747.67	624.29	761.70	643.83	583.33	634.13	747.67	954.33	933.33	1282.14	857.71
Bauchi	725.00	752.49	900.00	705.00	687.50	735.00	725.00	560.00	900.00	825.00	1005.83	1150.00	895.00
Bayelsa	893.75	900.00	888.89	1030.00	1140.00	887.50	1000.00	862.50	940.00	1311.11	1062.50	1150.00	981.11
Benue	702.86	679.44	685.00	652.50	804.00	652.86	711.67	798.33	617.50	986.25	1000.00	1175.00	869.00
Borno	888.89	1018.75	993.75	841.67	750.00	2650.00	840.00	1505.56	1505.56	1346.00	1072.22	1165.00	1085.71
Cross River	635.00	680.77	701.92	583.85	627.86	650.00	555.42	597.92	701.92	1184.50	1040.83	1169.23	918.18
Delta	597.73	658.18	720.00	601.82	692.50	617.33	623.85	658.18	720.00	938.21	970.63	1134.62	880.27
Ebonyi	606.67	597.50	708.33	646.74	584.75	626.43	600.00	566.67	708.33	964.17	999.40	1191.67	858.00
Edo	632.22	600.00	802.86	608.33	706.67	669.67	577.27	570.56	569.00	954.09	1071.36	1180.77	1015.36
Ekiti	674.50	696.00	966.67	718.50	861.11	723.64	674.50	688.75	966.67	1144.00	1165.00	1084.21	1120.00
Enugu	604.21	648.88	792.38	657.95	711.40	647.10	593.80	571.20	792.38	966.79	990.95	1192.83	952.75
Gombe	829.17	794.44	923.08	787.50	856.25	763.64	750.00	794.58	794.58	1000.00	1255.00	1100.00	1000.00
Imo	686.84	631.58	795.15	644.76	702.60	674.05	581.50	589.72	590.00	942.05	1073.72	1208.57	926.90
Jigawa	763.33	746.43	790.00	790.00	731.11	711.54	698.13	693.33	698.00	986.15	1089.33	1125.00	1000.00
Kaduna	680.71	694.71	817.65	703.33	753.33	608.82	643.75	925.33	680.71	993.75	1103.57	1170.83	985.88
Kano	738.46	758.33	819.29	719.38	778.67	699.23	1129.33	1107.33	819.29	1025.00	1169.23	1100.00	960.71
Katsina	727.69	760.71	775.71	714.29	620.00	655.83	576.67	594.29	503.00	969.44	1146.15	1165.38	863.33

Kebbi	985.00	907.89	907.89	791.30	823.91	868.42	828.57	820.00	943.75	1325.17	1155.56	1141.67	1011.76
Kogi	610.64	649.09	722.00	656.43	607.50	606.88	702.22	1024.63	581.11	840.00	1045.45	1166.67	887.50
Kwara	693.57	687.81	673.60	690.00	724.00	650.71	633.33	600.00	585.50	1023.33	1028.00	1162.50	1120.26
Lagos	660.00	757.62	905.56	658.68	718.89	662.78	496.19	488.33	500.53	1061.43	1040.00	1094.44	1028.13
Nassarawa	721.67	750.00	781.67	751.25	788.00	685.00	680.00	640.00	657.69	923.08	1216.67	1215.63	940.91
Niger	698.44	755.00	794.44	704.29	792.86	721.11	590.00	692.22	683.75	932.22	1039.00	1159.09	935.00
Ogun	686.39	730.77	802.14	690.00	737.22	726.79	622.00	892.22	593.75	1044.62	1046.43	1137.50	952.14
Ondo	617.00	617.62	736.00	627.33	722.78	661.32	534.47	553.18	572.11	956.67	1081.97	1133.33	911.11
Osun	637.50	640.79	743.82	656.25	781.18	674.29	528.67	533.03	524.14	1038.61	998.82	1122.11	964.41
Oyo	633.00	603.50	793.26	678.85	693.50	685.00	529.62	500.77	516.54	1113.75	969.21	1140.28	931.18
Plateau	671.43	672.50	800.00	730.00	858.33	750.00	685.71	677.50	631.25	1073.08	1095.00	1157.14	956.25
Rivers	635.00	631.82	752.50	711.11	700.00	690.00	614.29	638.89	706.25	856.67	1019.17	1187.50	839.38
Sokoto	816.67	871.43	850.00	761.43	810.00	966.00	814.29	700.00	742.86	941.67	1091.67	1144.44	1012.50
Taraba	850.00	902.50	827.50	865.14	811.11	885.00	816.25	865.00	957.50	1050.83	1110.00	1128.85	978.75
Yobe	810.00	925.00	1020.00	812.50	694.44	888.89	794.00	722.22	722.22	1100.00	1109.09	1237.50	1075.00
Zamfara	807.14	796.88	871.25	795.79	748.95	675.26	706.92	696.25	707.78	942.86	1040.00	1154.17	882.35
AVERAGE	715.75	729.53	809.79	710.84	750.93	762.35	673.99	714.41	724.31	1015.51	1059.19	1164.05	955.42
Month-on-Month	-7.68	1.93	11.00	-12.22	5.64	1.52	-11.59	6.00	1.39	40.20	4.30	9.90	-17.92
Year-on-Year										58.56	55.85	50.14	33.48



NATIONAL HOUSEHOLD KEROSENE PRICE PER LITRE WATCH (OCTOBER 2016)

Average Kerosene Price Per Litre Across States:

N293
FROM N288
SEPTEMBER 2016



ABIA	N299	KANO	N317
ABUJA	N297	KATSINA	N230
ADAMAWA	N292	KEBBI	N260
AKWA IBOM	N281	KOGI	N298
ANAMBRA	N274	KWARA	N277
BAUCHI	N278	LAGOS	N297
BAYELSA	N255	NASSARAWA	N306
BENUE	N261	NIGER	N243
BORNO	N347	OGUN	N305
CROSS RIVER	N329	ONDO	N275
DELTA	N283	OSUN	N273
EBONYI	N302	OYO	N255
EDO	N288	PLATEAU	N258
EKITI	N277	RIVERS	N283
ENUGU	N335	SOKOTO	N375
GOMBE	N281		
IMO	N341	TARABA	N371
JIGAWA	N258	YOBE	N354
KADUNA	N284	ZAMFARA	N291

This report presents average monthly prices actually reportedly paid by households for Diesel across the 36 States and FCT



NATIONAL HOUSEHOLD KEROSENE PRICE PER GALLON WATCH (OCTOBER 2016)

Average Kerosene Price Per Gallon Across States:

N955
FROM 1,164
SEPTEMBER 2016



ABIA	N836	KANO	N961
ABUJA	N880	KATSINA	N863
ADAMAWA	N1156	KEBBI	N1012
AKWA IBOM	N883	KOGI	N888
ANAMBRA	N858	KWARA	N1120
		LAGOS	N1028
BAUCHI	N895	NASSARAWA	N941
BAYELSA	N981		
BENUE	N869	NIGER	N935
BORNO	N1086	OGUN	N952
CROSS RIVER	N918	ONDO	N911
		OSUN	N964
DELTA	N880		
EBONYI	N858	OYO	N931
EDO	N1015	PLATEAU	N956
EKITI	N1120	RIVERS	N839
ENUGU	N953	SOKOTO	N1013
GOMBE	N1000		
		TARABA	N979
IMO	N927	YOBE	N1075
JIGAWA	N1000	ZAMFARA	N882
KADUNA	N986		

This report presents average monthly prices actually reportedly paid by households for Diesel across the 36 States and FCT



NATIONAL HOUSEHOLD KEROSENE PRICE PER LITRE WATCH (OCTOBER 2016)

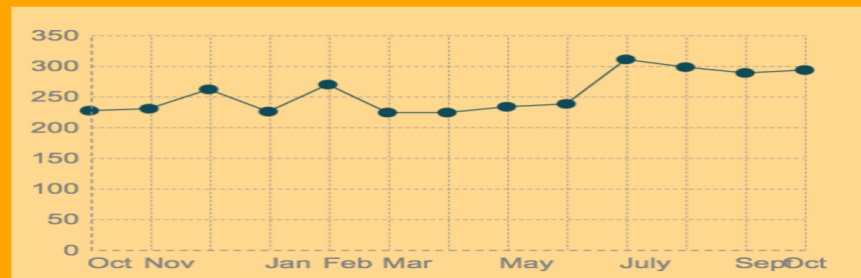
States with the Highest Average Litre Prices



States with the Lowest Average Litre Prices



Average Kerosene (N) Price from October 2015-October 2016



29% YEAR - ON - YEAR : 1.4% MONTH - ON - MONTH

This report presents average monthly prices actually reportedly paid by households for Diesel across the 36 States and FCT



www.nigerianstat.gov.ng



@nigerianstat



www.facebook.com/nigerianstatistics