



NATIONAL BUREAU OF STATISTICS

NIGERIAN PRIVATE SECTOR BANKING CREDIT BY SECTOR Q1 2015-Q3 2016



03 NOVEMBER 2016.

Source: Central Bank of Nigeria (CBN) and National Bureau of Statistics

Figure 1 Private sector credit by sector N"Millions

Month-Year	Agriculture	Industry				Construction	Trade/General Commerce	Government	Services								Total Private Sector Credit	
		Mining & Quarrying	Manufacturing	Oil & Gas	Power and Energy				Real Estate	Finance, Insurance and Capital Market	Education	Oil & Gas	Power and Energy	General	Information & Communication	Transportation & Storage		Others
Q1 2015	466,381.34	222,302.53	1,878,091.98	2,153,166.81	282,697.75	585,520.35	1,250,693.78	766,339.94	615,323.51	757,275.47	79,696.47	1,073,491.13	163,928.21	1,472,227.54	771,560.81	458,442.91	359,961.18	13,357,101.71
Q2 2015	484,947.80	17,937.35	1,909,491.64	2,058,656.54	353,910.83	641,300.42	1,058,732.11	696,874.19	548,210.64	811,924.99	64,642.82	1,147,238.86	161,243.67	1,859,908.52	848,856.41	413,138.37	356,410.37	13,433,425.55
Q3 2015	469,924.38	12,142.76	1,958,451.18	2,241,331.26	359,567.76	554,253.16	1,029,996.29	618,389.79	637,701.12	790,241.68	79,141.13	1,212,083.30	169,399.07	1,288,867.67	825,436.03	420,878.33	346,076.14	13,013,881.07
Q4 2015	449,307.29	11,714.18	1,736,192.99	2,272,812.29	340,308.57	531,739.23	985,693.67	922,888.21	692,205.95	791,381.96	74,158.67	1,155,533.73	162,437.94	1,390,492.79	816,381.29	420,608.70	332,347.47	13,086,204.91
Q1 2016	485,633.74	11,336.49	1,862,589.07	2,237,712.11	357,587.99	519,036.24	950,542.64	1,230,301.35	663,932.91	763,054.67	83,303.80	1,032,842.64	169,972.39	1,295,464.15	829,440.86	389,545.46	325,301.94	13,207,598.46
Q2 2016	480,639.22	16,328.38	2,058,036.94	3,366,153.62	447,228.40	607,390.33	1,020,014.61	1,384,963.25	716,722.07	856,276.91	87,762.11	1,136,996.33	237,997.46	1,326,067.15	944,571.11	456,889.25	393,416.62	15,537,453.74
Q3 2016	491,281.18	27,282.41	2,130,441.30	3,647,251.14	428,448.59	631,405.26	973,006.59	1,366,684.41	760,234.27	933,341.93	89,311.85	1,200,353.88	301,363.59	1,390,094.02	957,940.65	459,224.34	397,437.82	16,185,103.23


Month-Year	Agriculture	Industry				Construction	Trade/General Commerce	Government	Services								Total Private Sector Credit	
		Mining & Quarrying	Manufacturing	Oil & Gas	Power and Energy				Real Estate	Finance, Insurance and Capital Market	Education	Oil & Gas	Power and Energy	General	Information & Communication	Transportation & Storage		Others
Q1 2015	3.49	1.66	14.06	16.12	2.12	4.38	9.36	5.74	4.61	5.67	0.60	8.04	1.23	11.02	5.78	3.43	2.69	100.00
Q2 2015	3.61	0.13	14.21	15.32	2.63	4.77	7.88	5.19	4.08	6.04	0.48	8.54	1.20	13.85	6.32	3.08	2.65	100.00
Q3 2015	3.61	0.09	15.05	17.22	2.76	4.26	7.91	4.75	4.90	6.07	0.61	9.31	1.30	9.90	6.34	3.23	2.66	100.00
Q4 2015	3.43	0.09	13.27	17.37	2.60	4.06	7.53	7.05	5.29	6.05	0.57	8.83	1.24	10.63	6.24	3.21	2.54	100.00
Q1 2016	3.68	0.09	14.10	16.94	2.71	3.93	7.20	9.32	5.03	5.78	0.63	7.82	1.29	9.81	6.28	2.95	2.46	100.00
Q2 2016	3.09	0.11	13.25	21.66	2.88	3.91	6.56	8.91	4.61	5.51	0.56	7.32	1.53	8.53	6.08	2.94	2.53	100.00
Q3 2016	3.04	0.17	13.16	22.53	2.65	3.90	6.01	8.44	4.70	5.77	0.55	7.42	1.86	8.59	5.92	2.84	2.46	100.00

Figure 2 Private sector credit by percentage share %



PRIVATE SECTOR BANKING CREDIT

QUARTERLY TREND




Q3, 2016



PRIVATE SECTOR BANKING CREDIT BY SECTOR

SERVICES



NATIONAL BUREAU OF STATISTICS



www.nigerianstat.gov.ng



@nigerianstat


Q3, 2016



**PRIVATE SECTOR BANKING
CREDIT BY SECTOR**

INDUSTRY

**N6.23tn
TOTAL**



NATIONAL BUREAU OF STATISTICS



www.nigerianstat.gov.ng



@nigerianstat

Q3, 2016



**PRIVATE SECTOR BANKING
CREDIT BY SECTOR**

QUICK NUMBERS

**N16.185tn
TOTAL**



NATIONAL BUREAU OF STATISTICS



www.nigerianstat.gov.ng



@nigerianstat