



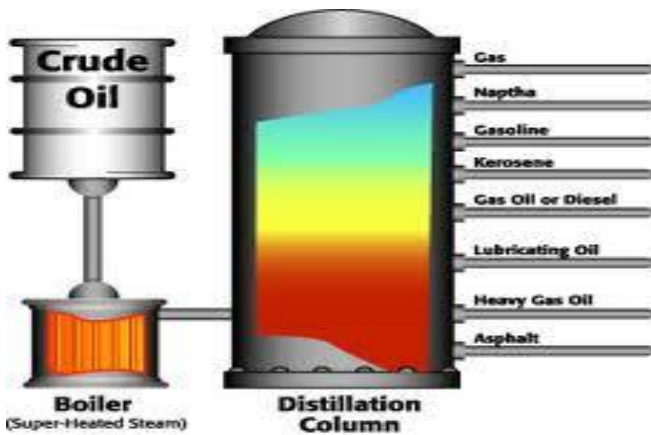
THE FEDERAL REPUBLIC
OF NIGERIA



NATIONAL BUREAU OF STATISTICS

NATIONAL HOUSEHOLD KEROSENE PRICE WATCH

September 2016



This report presents the average monthly price reportedly paid by households for Kerosene (HHK) across the 36 States and FCT

September 2016 (PRICE PER LITRE)

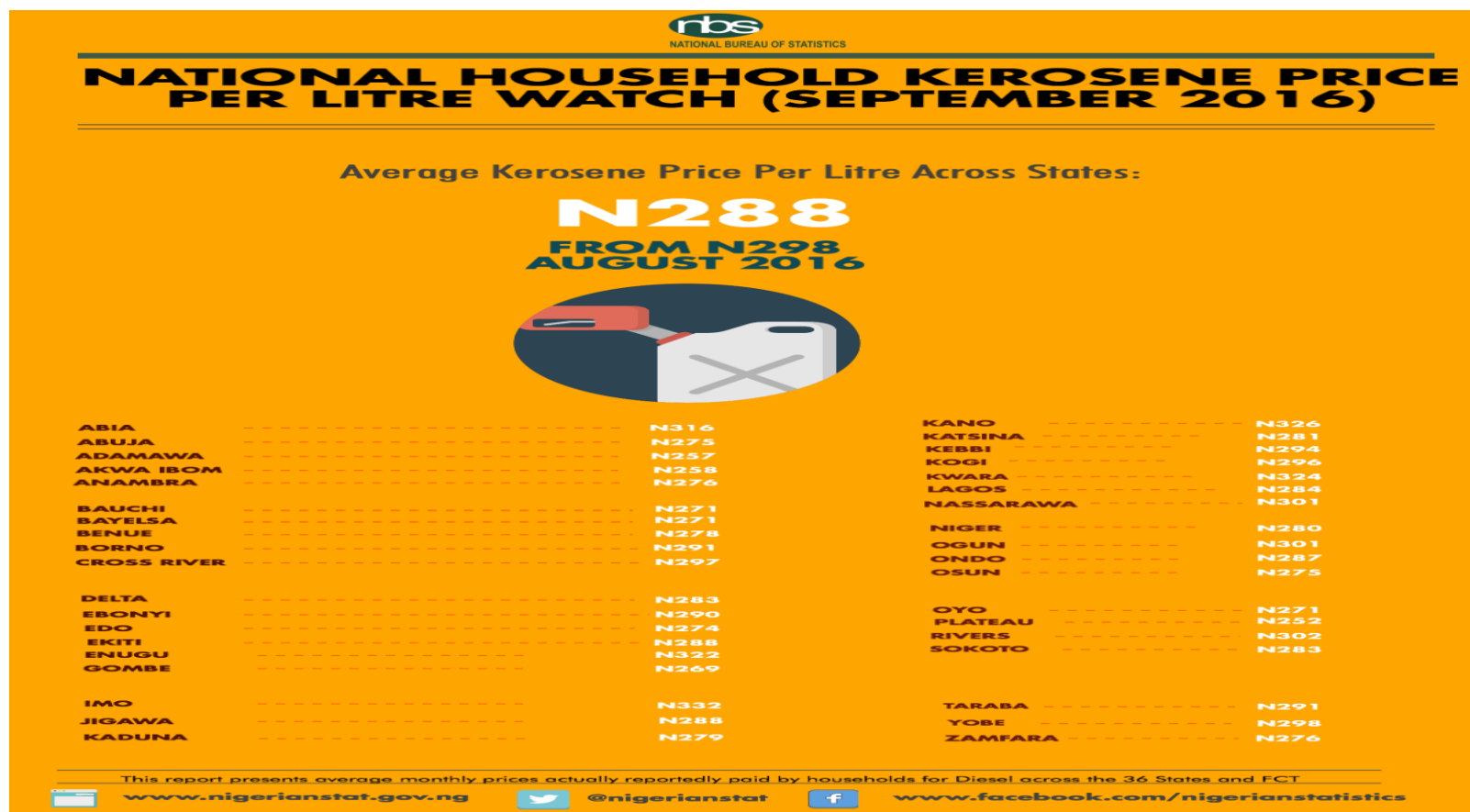
STATE	Sep-15	Oct-15	Nov-15	Dec-15	Jan-16	Feb-16	Mar-16	Apr-16	May-16	Jun-16	Jul-16	Aug-16	Sep-16
Abia	210.42	258.33	227.08	304.44	228.65	259.29	238.54	333.85	306.54	304.44	361.81	339.71	316.07
Abuja	283.33	195.83	266.67	250.00	233.33	226.67	226.67	186.67	213.33	344.45	323.33	316.67	275.00
Adamawa	285.71	258.33	245.24	264.58	248.15	230.00	274.54	227.08	257.41	218.75	283.33	250.00	257.58
Akwa Ibom	227.78	225.00	219.44	238.10	197.22	221.21	213.34	207.58	219.44	243.33	321.79	322.22	276.39
Anambra	248.96	205.95	195.14	251.11	228.57	250.00	216.67	195.56	195.14	251.11	297.78	268.89	270.60
Bauchi	314.29	237.50	230.58	300.00	223.81	202.08	208.33	237.50	341.67	300.00	261.90	266.67	270.83
Bayelsa	250.00	250.00	226.67	251.39	250.00	230.95	200.00	209.26	212.96	230.56	312.12	268.52	300.00
Benue	251.85	220.37	240.91	262.50	259.72	289.58	179.63	192.59	239.39	200.00	296.97	241.67	279.70
Borno	298.69	259.26	341.67	340.00	264.29	266.67	276.67	266.66	245.83	245.83	391.67	322.92	290.91
Cross River	237.72	206.41	235.90	242.31	198.72	227.69	250.00	200.00	219.45	242.31	350.00	312.50	297.44
Delta	192.42	211.11	209.72	247.78	206.94	236.67	225.00	206.86	209.72	247.78	301.11	325.64	283.21
Ebonyi	214.58	209.52	215.48	244.44	212.96	231.95	228.57	208.34	208.33	244.44	347.62	333.33	290.48
Edo	205.00	210.42	228.33	250.00	226.92	213.33	210.00	183.33	210.61	209.09	291.67	318.18	273.81
Ekiti	206.93	184.17	187.50	280.70	189.17	225.93	204.55	184.17	187.50	280.70	323.19	299.17	288.38
Enugu	215.37	219.44	225.69	278.53	228.17	251.60	218.52	209.88	205.45	278.53	339.81	324.31	322.12
Gombe	245.37	234.85	257.58	291.11	205.83	232.29	219.70	219.46	353.81	353.81	273.33	258.33	268.52
Imo	225.76	228.62	228.95	262.75	226.81	244.45	244.20	225.41	220.00	209.72	343.18	368.52	331.75
Jigawa	234.99	221.11	240.48	244.44	234.62	345.59	190.38	212.96	200.00	274.44	294.44	275.00	287.78
Kaduna	232.74	241.03	200.49	261.46	232.22	233.33	232.74	241.03	357.14	261.46	281.25	292.78	279.41
Kano	257.88	273.08	241.67	264.29	253.57	283.33	223.61	263.89	189.06	264.29	325.00	374.40	325.64
Katsina	209.95	201.28	205.13	232.29	202.56	200.23	158.93	220.24	154.37	275.83	276.92	223.10	280.95
Kebbi	246.43	251.67	255.83	250.93	228.26	384.92	196.25	188.10	191.27	201.96	285.09	320.59	293.59
Kogi	221.67	215.38	205.77	227.27	264.29	245.83	221.67	261.11	201.67	188.33	333.33	288.46	295.56
Kwara	216.67	206.25	207.29	204.04	200.00	188.89	152.08	152.78	177.78	173.81	347.92	244.44	324.07
Lagos	215.97	188.33	212.88	266.67	203.51	218.52	178.17	175.83	220.75	160.30	321.43	282.46	284.21
Nassarawa	239.39	216.67	245.45	268.06	218.52	248.48	210.00	201.67	205.00	188.89	290.28	275.76	301.67
Niger	223.15	227.78	239.17	241.67	221.30	785.71	220.37	267.71	203.70	192.59	270.37	287.50	279.55
Ogun	213.14	200.00	214.58	237.96	202.08	218.52	196.57	177.45	188.33	165.35	330.21	319.54	300.98
Ondo	194.88	180.83	184.09	222.50	194.74	225.83	192.43	209.17	352.58	250.84	283.85	307.94	286.67
Osun	197.76	175.00	176.85	270.18	182.92	354.76	194.20	140.00	264.83	153.79	291.67	288.33	275.00
Oyo	193.93	191.23	183.33	240.20	167.95	279.17	196.16	142.78	269.72	150.00	298.04	261.40	270.59
Plateau	216.67	197.62	195.83	238.10	220.83	250.00	223.81	190.48	163.33	208.33	310.26	293.33	252.38
Rivers	256.06	234.85	224.24	280.56	231.48	231.95	230.56	203.71	216.67	237.50	350.00	291.67	302.08
Sokoto	241.16	269.44	223.81	222.22	252.38	289.58	247.22	211.90	273.81	211.90	263.89	293.54	283.33
Taraba	331.25	311.67	275.00	293.75	283.33	304.17	279.17	291.67	296.67	375.00	310.61	368.18	291.03

Yobe	318.68	322.22	331.48	366.67	263.33	374.24	273.61	505.00	235.90	235.90	314.29	313.64	297.50
Zamfara	242.75	238.24	242.71	270.59	221.93	224.61	410.83	308.93	190.20	211.67	281.25	293.75	276.28
AVERAGE	238.36	226.45	229.42	261.18	224.57	268.33	223.34	223.26	232.42	237.49	310.29	298.19	288.68
Month-on-Month	12.14	-4.99	1.31	13.84	-14.02	19.48	-16.76	-0.04	4.10	2.18	30.66	-3.90	-3.19
Year-on-Year											57.01	40.29	21.11

September 2016 (PRICE PER GALLON)

STATE LABEL	Sep-15	Oct-15	Nov-15	Dec-15	Jan-16	Feb-16	Mar-16	Apr-16	May-16	Jun-16	Jul-16	Aug-16	Sep-16
Abia	984.62	610.00	595.57	777.69	611.29	716.25	647.33	517.94	529.44	777.69	1038.18	957.06	1227.14
Abuja	665.00	705.00	700.00	796.88	712.50	754.00	662.00	640.00	619.00	657.50	946.00	916.00	1178.57
Adamawa	921.43	1065.63	947.50	916.25	766.67	905.00	912.59	800.00	916.67	821.43	986.36	1103.13	1181.82
Akwa Ibom	602.92	612.00	597.08	661.43	600.42	627.08	571.00	539.09	605.42	661.43	888.50	978.75	1254.17
Anambra	994.29	569.64	634.13	747.67	624.29	761.70	643.83	583.33	634.13	747.67	954.33	933.33	1282.14
Bauchi	742.86	725.00	752.49	900.00	705.00	687.50	735.00	725.00	560.00	900.00	825.00	1005.83	1150.00
Bayelsa	954.55	893.75	900.00	888.89	1030.00	1140.00	887.50	1000.00	862.50	940.00	1311.11	1062.50	1150.00
Benue	657.14	702.86	679.44	685.00	652.50	804.00	652.86	711.67	798.33	617.50	986.25	1000.00	1175.00
Borno	932.90	888.89	1018.75	993.75	841.67	750.00	2650.00	840.00	1505.56	1505.56	1346.00	1072.22	1165.00
Cross River	653.68	635.00	680.77	701.92	583.85	627.86	650.00	555.42	597.92	701.92	1184.50	1040.83	1169.23
Delta	607.05	597.73	658.18	720.00	601.82	692.50	617.33	623.85	658.18	720.00	938.21	970.63	1134.62
Ebonyi	984.72	606.67	597.50	708.33	646.74	584.75	626.43	600.00	566.67	708.33	964.17	999.40	1191.67
Edo	611.00	632.22	600.00	802.86	608.33	706.67	669.67	577.27	570.56	569.00	954.09	1071.36	1180.77
Ekiti	755.66	674.50	696.00	966.67	718.50	861.11	723.64	674.50	688.75	966.67	1144.00	1165.00	1084.21
Enugu	933.89	604.21	648.88	792.38	657.95	711.40	647.10	593.80	571.20	792.38	966.79	990.95	1192.83
Gombe	831.86	829.17	794.44	923.08	787.50	856.25	763.64	750.00	794.58	794.58	1000.00	1255.00	1100.00
Imo	1040.48	686.84	631.58	795.15	644.76	702.60	674.05	581.50	589.72	590.00	942.05	1073.72	1208.57
Jigawa	772.22	763.33	746.43	790.00	790.00	731.11	711.54	698.13	693.33	698.00	986.15	1089.33	1125.00
Kaduna	722.14	680.71	694.71	817.65	703.33	753.33	608.82	643.75	925.33	680.71	993.75	1103.57	1170.83
Kano	757.96	738.46	758.33	819.29	719.38	778.67	699.23	1129.33	1107.33	819.29	1025.00	1169.23	1100.00
Katsina	744.19	727.69	760.71	775.71	714.29	620.00	655.83	576.67	594.29	503.00	969.44	1146.15	1165.38
Kebbi	895.29	985.00	907.89	907.89	791.30	823.91	868.42	828.57	820.00	943.75	1325.17	1155.56	1141.67
Kogi	606.88	610.64	649.09	722.00	656.43	607.50	606.88	702.22	1024.63	581.11	840.00	1045.45	1166.67
Kwara	654.58	693.57	687.81	673.60	690.00	724.00	650.71	633.33	600.00	585.50	1023.33	1028.00	1162.50
Lagos	739.00	660.00	757.62	905.56	658.68	718.89	662.78	496.19	488.33	500.53	1061.43	1040.00	1094.44
Nassarawa	725.00	721.67	750.00	781.67	751.25	788.00	685.00	680.00	640.00	657.69	923.08	1216.67	1215.63
Niger	735.56	698.44	755.00	794.44	704.29	792.86	721.11	590.00	692.22	683.75	932.22	1039.00	1159.09
Ogun	725.88	686.39	730.77	802.14	690.00	737.22	726.79	622.00	892.22	593.75	1044.62	1046.43	1137.50
Ondo	647.66	617.00	617.62	736.00	627.33	722.78	661.32	534.47	553.18	572.11	956.67	1081.97	1133.33
Osun	668.24	637.50	640.79	743.82	656.25	781.18	674.29	528.67	533.03	524.14	1038.61	998.82	1122.11
Oyo	673.47	633.00	603.50	793.26	678.85	693.50	685.00	529.62	500.77	516.54	1113.75	969.21	1140.28
Plateau	660.00	671.43	672.50	800.00	730.00	858.33	750.00	685.71	677.50	631.25	1073.08	1095.00	1157.14
Rivers	690.00	635.00	631.82	752.50	711.11	700.00	690.00	614.29	638.89	706.25	856.67	1019.17	1187.50

Sokoto	823.82	816.67	871.43	850.00	761.43	810.00	966.00	814.29	700.00	742.86	941.67	1091.67	1144.44
Taraba	865.00	850.00	902.50	827.50	865.14	811.11	885.00	816.25	865.00	957.50	1050.83	1110.00	1128.85
Yobe	887.69	810.00	925.00	1020.00	812.50	694.44	888.89	794.00	722.22	722.22	1100.00	1109.09	1237.50
Zamfara	817.19	807.14	796.88	871.25	795.79	748.95	675.26	706.92	696.25	707.78	942.86	1040.00	1154.17
AVERAGE	775.29	715.75	729.53	809.79	710.84	750.93	762.35	673.99	714.41	724.31	1015.51	1059.19	1164.05
Month-on-Month	14.08	-7.68	1.93	11.00	-12.22	5.64	1.52	-11.59	6.00	1.39	40.20	4.30	9.90
Year-on-Year											58.56	55.85	50.14



NATIONAL HOUSEHOLD KEROSENE PRICE PER GALLON WATCH (SEPTEMBER 2016)

Average Kerosene Price Per Gallon Across States:

N1,164
FROM N1,059
AUGUST 2016



ABIA	N1227	KANO	N1100
ABUJA	N1179	KATSINA	N1165
ADAMAWA	N1182	KEBBI	N1142
AKWA IBOM	N1254	KOGI	N1167
ANAMBRA	N1282	KWARA	N1163
		LAGOS	N1094
BAUCHI	N1150	NASSARAWA	N1216
BAYELSA	N1150		
BENUE	N1175	NIGER	N1159
BORNO	N1165	OGUN	N1138
CROSS RIVER	N1169	ONDO	N1133
		OSUN	N1122
DELTA	N1135		
EBONYI	N1192	OYO	N1140
EDO	N1181	PLATEAU	N1157
EKITI	N1084	RIVERS	N1188
ENUGU	N1193	SOKOTO	N1144
GOMBE	N1100		
		TARABA	N1129
IMO	N1209	YOBE	N1238
JIGAWA	N1125	ZAMFARA	N1154
KADUNA	N1171		

This report presents average monthly prices actually reportedly paid by households for Diesel across the 36 States and FCT



www.nigerianstat.gov.ng



@nigerianstat



www.facebook.com/nigerianstatistics

NATIONAL HOUSEHOLD KEROSENE PRICE PER GALLON WATCH (SEPTEMBER 2016)

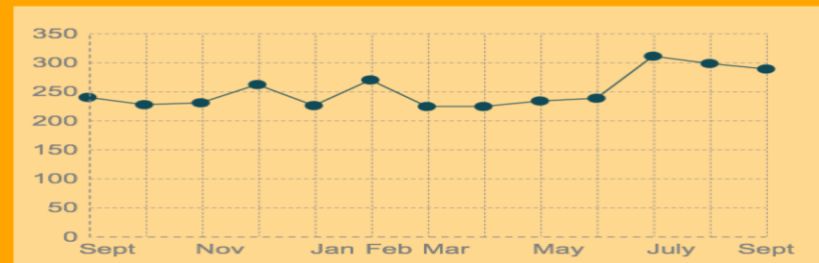
States with the Highest Average Prices



States with the Lowest Average Prices



Average Kerosene (N) Price from September 2015-September 2016



21% YEAR - ON - YEAR ; -3.4% MONTH - ON - MONTH

This report presents average monthly prices actually reportedly paid by households for Diesel across the 36 States and FCT



www.nigerianstat.gov.ng



@nigerianstat



www.facebook.com/nigerianstatistics