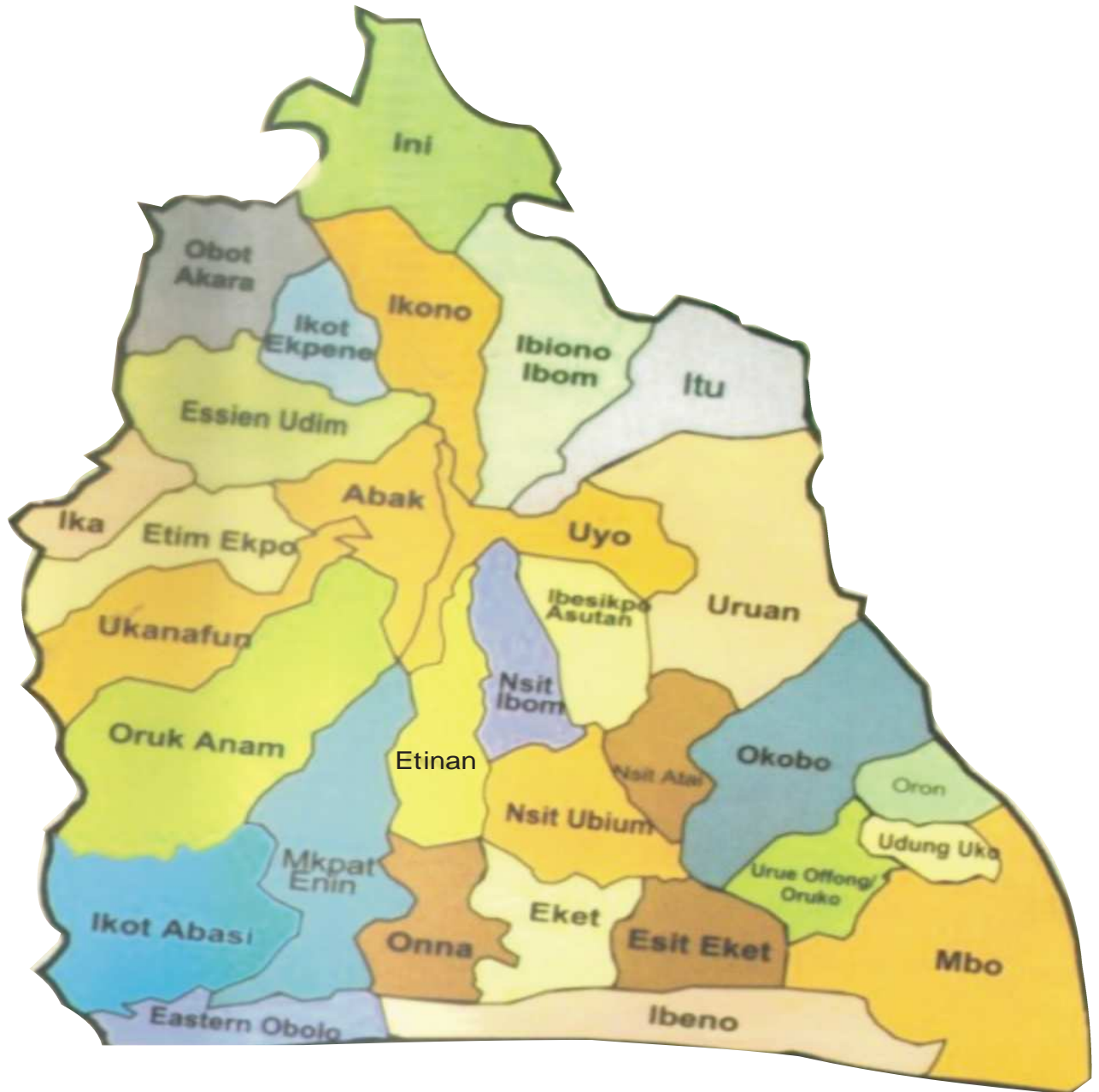


MAP OF AKWA IBOM STATE



FOREWORD

This is the maiden edition of Justice and Crime Statistics published by the Directorate of Statistics, Ministry of Economic Development, Uyo, Akwa Ibom State. This publication covers the period, 2007 to 2012. Data presented in this publication are intended to highlight the activities of the Police, Prisons and different Courts in Akwa Ibom State in terms of social vices.

The Justice and Crime Statistics provide information on three (3) sections namely: Number of Police Stations and Cases Reported; Number of Prisons, Admission and Offence, and Number of Courts and Cases in Courts.

Data were collected by the Staff of Directorate of Statistics, Ministry of Economic Development, Uyo from the Nigeria Police Force, Akwa Ibom State Command Headquarters, Ikot Akpan Abia; Nigerian Prisons Service Headquarters, Uyo, Akwa Ibom State; and State Judiciary Headquarters, Uyo.

It is hoped that this publication will be useful to the Government, Planners, Researchers and other end users. However, comments, suggestions and constructive criticisms which will aid the improvement of subsequent editions of this publication will be appreciated.

Akan Okon

Hon. Commissioner
Ministry of Economic Development
Uyo
Akwa Ibom State

March, 2014

ACKNOWLEDGEMENT

On behalf of Ministry of Economic Development, Akwa Ibom State, I wish to express our profound gratitude to His Excellency the Executive Governor of Akwa Ibom State, Chief (Dr) Godswill Obot Akpabio (CON) for his support towards the production and dissemination of Statistical data in the State. It is also our wish to acknowledge the effort of the Honourable Commissioner for Economic Development Mr. Akan Okon in ensuring the timely publication of Justice and Crime Statistics in the State. We further wish to acknowledge the unrelenting effort of Director of Statistics, Mr. Emmanuel E. Essien and the entire staff of Directorate of Statistics in ensuring that Justice and Crime Statistics are compiled and published to provide information needed by Planners, Academics, Researchers, Policy Makers and other end users.

The Ministry is grateful to Akwa Ibom State Judiciary Headquarters, Uyo; Nigeria Police Force, Akwa Ibom State Command Headquarters, Ikot Akpan Abia and Nigerian Prisons Service Headquarters, Akwa Ibom State for providing the relevant data in this publication.

Deaconess Arit N. Ibanga (mni)

Permanent Secretary
Ministry of Economic Development
Uyo
Akwa Ibom State

March, 2014

TABLE OF CONTENTS

TABLE	CONTENT	PAGE
	Map of Akwa Ibom State	i
	Foreword	ii
	Acknowledgement	iii
	Table of Contents	iv-vii
	<u>Section One: Police Stations and Cases Reported</u>	1-18
1(a)	Number of Crimes Reported to Police by Type and Local Government Area, 2007	2-3
1(b)	Number of Crimes Reported to Police by Type and Local Government Area, 2008	4-5
1(c)	Number of Crimes Reported to Police by Type and Local Government Area, 2009	6-7
1(d)	Number of Crimes Reported to Police by Type and Local Government Area, 2010	8-9
1(e)	Number of Crimes Reported to Police by Type and Local Government Area, 2011	10-11
1(f)	Summary of Number of Crimes Reported to Police by type and Year	12
1(g)	Number of Road Accident Cases Reported to Police in Akwa Ibom State by type, Persons Affected and Local Government Area, 2007	13
1(h)	Number of Road Accident Cases Reported to Police in Akwa Ibom State by type, Persons Affected and Local Government Area, 2008	14
1(i)	Number of Road Accident Cases Reported to Police in Akwa Ibom State by type, Persons Affected and Local Government Area, 2009	15

1(j)	Number of Road Accident Cases Reported to Police in Akwa Ibom State by type, Persons Affected and Local Government Area, 2010	16
1(k)	Number of Road Accident Cases Reported to Police in Akwa Ibom State by type, Persons Affected and Local Government Area, 2011	17
1(l)	Summary of Number of Road Accident Cases Reported to Police in Akwa Ibom State by type, Persons Affected and Year, 2012	18
	<u>Section Two: Number of Prisons, Admission and Offence</u>	19-27
2(a)	Number of Prisons Admission in Akwa Ibom State by Type of Offence, Sex and Local Government Area, 2007	20
2(b)	Number of Prisons Admission in Akwa Ibom State by Type of Offence, Sex and Local Government Area, 2008	21
2(c)	Number of Prisons Admission in Akwa Ibom State by Type of Offence, Sex and Local Government Area, 2009	22
2(d)	Number of Prisons Admission in Akwa Ibom State by Type of Offence, Sex and Local Government Area, 2010	23
2(e)	Number of Prisons Admission in Akwa Ibom State by Type of Offence, Sex and Local Government Area, 2011	24
2(f)	Number of Prisons Admission in Akwa Ibom State by Type of Offence, Sex and Local Government Area, 2012	25
2(g)	Summary of Number of Prisons Admission in Akwa Ibom State by Local Government Area and Year	26
2(h)	Summary of Number of Prisons Admission in Akwa Ibom State by Type of Offence and Year	27
	<u>Section Three: Number of Courts and Cases in Courts</u>	28-51
3(a)	Number of Courts in Akwa Ibom State by Local Government Area, 2012	29

3(b)	Number of Cases in High Court of Akwa Ibom State by Type, 2007	30
3(c)	Number of Cases in High Court of Akwa Ibom State by Type, 2008	30
3(d)	Number of Cases in High Court of Akwa Ibom State by Type, 2009	31
3(e)	Number of Cases in High Court of Akwa Ibom State by Type, 2010	31
3(f)	Number of Cases in High Court of Akwa Ibom State by Type, 2011	32
3(g)	Number of Cases in High Court of Akwa Ibom State by Type, 2012	32
3(h)	Summary of Number of Pending Cases in High Court of Akwa Ibom State by type and Year	33
3(i)	Number of Cases in Magistrate Court of Akwa Ibom State by Type, 2007	34
3(j)	Number of Cases in Magistrate Court of Akwa Ibom State by Type, 2008	34
3(k)	Number of Cases in Magistrate Court of Akwa Ibom State by Type, 2009	35
3(l)	Number of Cases in Magistrate Court of Akwa Ibom State by Type, 2010	35
3(m)	Number of Cases in Magistrate Court of Akwa Ibom State by Type, 2011	36
3(n)	Number of Cases in Magistrate Court of Akwa Ibom State by Type, 2012	36
3(o)	Summary of Number of Pending Cases in Magistrate Court of Akwa Ibom State by Type and Year	37
3(p)	Number of Cases in District Courts of Akwa Ibom State by Local Government Area, 2007	38-39
3(q)	Number of Cases in District Courts of Akwa Ibom State by Local Government Area, 2008	40-41

3(r)	Number of Cases in District Courts of Akwa Ibom State by Local Government Area, 2009	42-43
3(s)	Number of Cases in District Courts of Akwa Ibom State by Local Government Area, 2010	44-45
3(t)	Number of Cases in District Courts of Akwa Ibom State by Local Government Area, 2011	46-47
3(u)	Number of Cases in District Courts of Akwa Ibom State by Local Government Area, 2012	48-49
3(v)	Summary of Number of Cases in District Courts of Akwa Ibom State by Type and Year	50

Charts

1(a)	Bar-Chart Showing Number of Crimes Reported to Police Stations by Type and Year	12
1(b) (i)	Bar-Chart Showing Number of Accident Cases Reported to Police Station in Akwa Ibom State by Type and Year	18
1(b) (ii)	Bar-Chart Showing Number of Persons Injured or Killed in Accident Cases in Akwa Ibom State	18
2(a)	Bar-Chart Showing Number of Prisons Admission in Akwa Ibom State by Local Government Area and Year	26
2(b)	Bar-Chart Showing Number of Prisons Admission in Akwa Ibom State by Type of Offence and Year	27
3(a)	Bar-Chart Showing Number of pending Cases in High Court of Akwa Ibom State by Type and Year	33
3(b)	Bar-Chart Showing Number of pending Cases in Magistrate Court of Akwa Ibom State by Type and Year	37
3(c)	Bar-Chart Showing Number of Pending Cases in District Court of Akwa Ibom State by Type and year	50

SECTION ONE

POLICE STATIONS AND CASES REPORTED

This Section presents data on Number of Police Stations in Akwa Ibom State, Accident Cases and Types of Crimes Reported to the Police in each of the 31 Local Government Areas of Akwa Ibom State. Table 1(f) and Chart 1(a), show that the number of persons kidnapped was 19, 26, 31 and 72 in year 2007, 2008, 2009 and 2010 respectively. In 2011, the number was 68 persons. In the same vein, the number of murder cases from 2007, 2008, 2009, 2010 and 2011 was 99, 52, 94, 101 and 110 respectively.

Table 1(a)

NUMBER OF CRIMES REPORTED TO POLICE BY TYPE AND LOCAL GOVERNMENT AREA, 2007

Local Government Area	Kidnapping		Child Stealing		Rape/Indecent Assault		Murder Case		Manslaughter		Attempted Murder		Burglary	
	M	F	M	F	M	F	M	F	M	F	M	F	M	F
Abak	1	0	0	0	1	0	6	1	0	0	0	0	1	0
Eastern Obolo	0	0	0	0	0	0	0	0	0	0	0	0	0	0
Eket	0	0	0	0	0	0	4	0	0	0	0	0	0	0
Esit Eket	0	0	0	0	0	0	0	0	0	0	0	0	1	0
Essien Udim	0	0	0	0	0	0	4	2	0	0	0	0	1	0
Etim Ekpo	0	0	0	0	0	0	1	0	0	0	1	0	0	0
Etinan	0	0	0	0	0	0	3	0	0	0	0	0	0	0
Ibeno	0	0	0	0	0	0	1	0	0	0	0	0	1	0
Ibesikpo Asutan	0	0	0	0	0	0	4	1	0	0	0	0	0	0
Ibiono Ibom	0	0	0	0	0	0	2	1	0	0	1	0	0	0
Ika	0	0	0	0	0	0	2	0	0	0	0	0	1	0
Ikono	0	0	0	0	0	0	4	0	0	0	0	0	1	0
Ikot Abasi	7	0	0	0	0	0	1	0	0	0	0	0	0	0
Ikot Ekpene	1	0	0	0	0	0	6	1	0	0	0	0	4	0
Ini	2	0	0	0	0	0	3	0	0	0	0	0	0	0
Itu	0	0	0	0	0	0	4	0	0	0	0	0	7	0
Mbo	0	0	0	0	0	0	4	1	0	0	0	0	1	0
Mkpat Enin	0	0	0	0	0	0	0	1	0	0	0	0	1	0
Nsit Atai	0	0	0	0	0	0	2	0	0	0	1	0	0	0
Nsit Ibom	0	0	0	0	0	0	4	0	0	0	0	0	0	0
Nsit Ubium	0	0	0	0	0	0	4	0	0	0	0	0	1	0
Obot Akara	0	0	0	0	0	0	0	0	0	0	0	0	0	0
Okobo	0	0	0	0	0	0	3	1	0	0	0	0	1	0
Onna	0	0	0	0	0	0	2	0	0	0	0	0	1	0
Oron	0	0	0	0	0	0	3	0	0	0	0	0	3	0
Oruk Anam	2	0	0	0	0	0	4	1	0	0	0	0	0	0
Udung Uko	3	0	0	0	0	0	2	3	0	0	0	0	0	0
Ukanafun	0	0	0	0	0	0	4	0	0	0	0	0	0	0
Uruan	0	0	0	0	0	0	3	0	0	0	0	0	0	0
Urue Offong/Oruko	1	0	0	0	0	0	0	1	0	0	0	0	0	0
Uyo	2	0	0	0	0	0	3	2	0	0	0	0	3	0
Total	19	0	0	0	1	0	83	16	0	0	3	0	28	0

Source: Nigeria Police Force, Akwa Ibom State Command Headquarters, Ikot Akpan Abia, Uyo.

Table 1(a)

NUMBER OF CRIMES REPORTED TO POLICE BY TYPE AND LOCAL GOVERNMENT AREA, 2007 (contd.)

Local Government Area	Armed Robbery		Home Breaking		Arson		False Pretence & Cheat		Forgery		Unlawful Possession		Total		
	M	F	M	F	M	F	M	F	M	F	M	F	M	F	MF
Abak	5	0	0	0	1	0	0	0	0	0	0	0	15	1	16
Eastern Obolo	0	0	0	0	0	0	0	0	0	0	0	0	0	0	0
Eket	1	0	1	0	0	0	0	0	0	0	0	0	6	0	6
Esit Eket	0	0	0	0	0	0	0	0	0	0	0	0	1	0	1
Essien Udim	1	0	1	0	0	0	0	0	0	0	0	2	9	2	11
Etim Ekpo	0	0	0	0	2	0	0	0	0	0	0	4	8	0	8
Etinan	0	0	0	0	0	0	0	0	0	0	0	1	4	0	4
Ibeno	1	0	0	0	1	0	0	0	0	0	0	0	4	0	4
Ibesikpo Asutan	1	0	0	0	0	0	0	0	0	0	0	1	6	1	7
Ibiono Ibom	0	0	0	0	1	0	0	0	0	0	0	1	5	1	6
Ika	1	0	0	0	0	0	0	0	0	0	0	0	4	0	4
Ikono	0	0	0	0	1	0	0	0	0	0	0	5	11	0	11
Ikot Abasi	0	0	2	0	0	0	0	0	0	0	0	1	11	0	11
Ikot Ekpene	9	0	0	0	0	0	3	0	0	0	0	5	28	1	29
Ini	0	0	0	0	1	0	0	0	0	0	0	0	6	0	6
Itu	0	0	1	0	4	0	0	0	0	0	0	1	17	0	17
Mbo	2	0	0	0	0	0	0	0	0	0	0	1	8	1	9
Mkpat Enin	5	0	1	0	0	0	0	0	0	0	0	0	7	1	8
Nsit Atai	2	0	0	0	3	0	0	0	0	0	0	4	12	0	12
Nsit Ibom	2	0	0	0	0	0	0	0	0	0	0	1	7	0	7
Nsit Ubium	0	0	1	0	0	0	0	0	0	0	0	1	7	0	7
Obot Akara	1	0	0	0	0	0	0	0	0	0	0	2	3	0	3
Okobo	0	0	0	0	0	0	0	0	0	0	0	0	4	1	5
Onna	1	0	0	0	0	0	1	0	0	0	0	0	5	0	5
Oron	6	0	4	0	1	0	2	0	0	0	0	1	20	0	20
Oruk Anam	6	0	0	0	1	0	0	0	0	0	0	2	15	1	16
Udung Uko	0	0	0	0	0	0	0	0	0	0	0	0	5	3	8
Ukanafun	0	0	0	0	0	0	0	0	0	0	0	2	6	0	6
Uruan	0	0	0	0	0	0	1	0	0	0	0	3	7	0	7
Urue Offong/Oruko	0	0	0	0	0	0	0	0	1	0	0	0	2	1	3
Uyo	17	0	1	0	2	0	1	0	1	0	1	0	31	2	33
Total	61	0	12	0	18	0	8	0	2	0	39	0	274	16	290

Source: Nigeria Police Force, Akwa Ibom State Command Headquarters, Ikot Akpan Abia, Uyo

Table 1(b)

NUMBER OF CRIMES REPORTED TO POLICE BY TYPE AND LOCAL GOVERNMENT AREA, 2008

Local Government Area	Kidnapping		Child Stealing		Rape/Indecent Assault		Murder Case		Manslaughter		Attempted Murder		Burglary	
	M	F	M	F	M	F	M	F	M	F	M	F	M	F
Abak	0	0	0	0	0	0	4	0	0	0	0	0	1	0
Eastern Obolo	0	0	0	0	0	0	0	0	0	0	0	0	1	0
Eket	0	0	0	0	0	0	2	1	0	0	0	0	0	0
Esit Eket	0	0	0	0	0	0	0	0	0	0	0	0	0	0
Essien Udim	1	0	0	0	0	0	4	0	0	0	0	0	0	0
Etim Ekpo	1	1	0	0	0	0	1	0	0	0	0	0	0	0
Etinan	0	0	0	0	0	0	0	0	0	0	0	0	1	0
Ibeno	0	0	0	0	0	0	0	0	0	0	0	0	2	0
Ibesikpo Asutan	0	0	0	0	0	0	3	0	0	0	0	0	0	0
Ibiono Ibom	0	0	0	0	0	0	3	0	0	0	1	0	0	0
Ika	0	0	0	0	0	0	0	0	0	0	0	0	0	0
Ikono	0	0	0	0	0	0	3	0	0	0	0	0	1	0
Ikot Abasi	2	0	0	0	0	0	0	0	0	0	0	0	2	0
Ikot Ekpene	2	0	0	0	0	0	4	1	0	0	0	0	1	0
Ini	0	0	0	0	0	0	0	1	0	0	0	0	0	0
Itu	0	0	0	0	0	0	2	1	0	0	0	0	0	0
Mbo	0	1	0	0	0	0	0	0	0	0	1	0	0	0
Mkpat Enin	1	0	0	0	0	0	2	0	0	0	0	0	3	0
Nsit Atai	0	0	0	0	0	0	0	0	0	0	0	0	0	0
Nsit Ibom	0	0	0	0	0	0	0	0	0	0	0	0	0	0
Nsit Ubium	0	0	0	0	0	0	1	0	0	0	0	0	0	0
Obot Akara	0	0	0	0	0	0	0	0	0	0	0	0	0	0
Okobo	0	0	0	0	0	0	3	0	0	0	0	0	1	0
Onna	0	0	0	0	0	0	3	0	0	0	0	0	0	0
Oron	1	0	0	0	0	0	3	0	0	0	0	0	0	0
Oruk Anam	2	0	0	0	0	0	2	0	0	0	0	0	1	0
Udung Uko	0	0	0	0	0	0	0	0	0	0	0	0	0	0
Ukanafun	0	0	0	0	0	0	0	1	0	0	0	0	0	0
Uruan	0	0	0	0	0	0	1	0	0	0	0	0	0	0
Urue Offong/Oruko	1	0	0	0	0	0	1	0	0	0	0	0	0	0
Uyo	8	5	0	0	0	0	5	0	0	0	0	0	5	0
Total	19	7	0	0	0	0	47	5	0	0	2	1	19	0

Source: Nigeria Police Force, Akwa Ibom State Command Headquarters, Ikot Akpan Abia, Uyo

Table 1(b)

NUMBER OF CRIMES REPORTED TO POLICE BY TYPE AND LOCAL GOVERNMENT AREA, 2008 (contd.)

Local Government Area	Armed Robbery		Home Breaking		Arson		False Pretence & Cheat		Forgery		Unlawful Possession		Total		
	M	F	M	F	M	F	M	F	M	F	M	F	M	F	MF
Abak	6	0	1	0	1	0	1	0	1	0	2	0	17	0	17
Eastern Obolo	0	0	0	0	0	0	0	0	0	0	0	0	1	0	1
Eket	6	0	0	0	0	0	1	0	0	0	1	0	10	1	11
Esit Eket	0	0	0	0	0	0	0	0	0	0	0	0	0	0	0
Essien Udim	3	0	1	0	1	0	0	0	0	0	2	0	12	0	12
Etim Ekpo	0	0	0	0	1	0	0	0	0	0	0	0	3	1	4
Etinan	2	0	0	0	1	0	1	0	0	0	1	0	6	0	6
Ibena	0	0	1	0	1	0	0	0	0	0	0	0	4	0	4
Ibesikpo Asutan	0	0	0	0	1	0	0	0	0	0	0	0	4	0	4
Ibiono Ibom	0	0	0	0	0	0	0	0	0	0	1	0	5	0	5
Ika	0	0	0	0	1	0	0	0	0	0	0	0	1	0	1
Ikono	1	0	0	0	3	0	0	0	0	0	0	0	8	0	8
Ikot Abasi	0	0	0	0	0	0	1	0	0	0	1	0	6	0	6
Ikot Ekpene	1	0	0	0	0	0	1	0	0	0	1	0	10	1	11
Ini	2	0	0	0	1	0	0	0	0	0	0	0	3	1	4
Itu	0	0	0	0	1	0	4	0	0	0	1	0	8	1	9
Mbo	1	0	0	0	0	0	1	0	0	0	1	0	4	1	5
Mkpat Enin	4	0	0	0	2	0	0	0	0	0	2	0	14	0	14
Nsit Atai	1	0	0	0	0	0	0	0	0	0	0	0	1	0	1
Nsit Ibom	4	0	1	0	1	0	0	0	0	0	1	0	7	0	7
Nsit Ubium	2	0	0	0	0	0	0	0	0	0	0	0	3	1	4
Obot Akara	0	0	0	0	0	0	0	0	0	0	0	0	0	0	0
Okobo	0	0	1	0	0	0	0	0	0	0	1	0	6	0	6
Onna	1	0	0	0	1	0	1	0	0	0	1	0	7	0	7
Oron	0	0	0	0	3	0	4	0	0	0	3	0	14	0	14
Oruk Anam	16	0	0	0	1	0	0	0	0	0	2	0	24	0	24
Udung Uko	0	0	1	0	0	0	0	0	0	0	0	0	1	0	1
Ukanafun	0	0	0	0	1	0	1	0	0	0	1	0	3	1	4
Uruan	1	0	0	0	0	0	3	0	0	0	1	0	6	0	6
Urue Offong/Oruko	0	0	0	0	2	0	0	0	0	0	0	0	4	0	4
Uyo	14	0	3	0	2	0	8	0	2	0	12	0	59	5	64
Total	65	0	9	0	25	0	27	0	3	0	35	0	251	13	264

Source: Nigeria Police Force, Akwa Ibom State Command Headquarters, Ikot Akpan Abia, Uyo

Table 1(c)

NUMBER OF CRIMES REPORTED TO POLICE BY TYPE AND LOCAL GOVERNMENT AREA, 2009

Local Government Area	Kidnapping		Child Stealing		Rape/Indecent Assault		Murder Case		Manslaughter		Attempted Murder		Burglary	
	M	F	M	F	M	F	M	F	M	F	M	F	M	F
Abak	0	3	0	0	1	0	2	0	0	0	0	0	3	4
Eastern Obolo	0	0	0	0	0	0	0	0	0	0	0	0	0	0
Eket	2	1	0	0	1	0	4	2	0	0	0	0	11	6
Esit Eket	0	0	0	0	0	0	0	2	0	0	0	0	0	0
Essien Udim	0	0	0	0	0	0	6	0	0	0	0	0	0	4
Etim Ekpo	1	0	0	0	1	0	0	2	0	0	0	0	0	0
Etinan	2	0	0	0	0	0	0	2	0	0	0	0	1	0
Ibena	0	0	0	0	0	1	1	0	0	0	1	1	0	0
Ibesikpo Asutan	0	0	0	0	0	0	1	0	0	0	0	0	0	1
Ibiono Ibom	0	1	0	0	0	0	1	0	0	0	1	0	0	1
Ika	0	0	0	0	0	0	1	1	0	0	0	0	0	0
Ikono	0	0	0	0	1	0	4	1	0	0	2	1	2	4
Ikot Abasi	0	1	0	0	4	0	1	1	0	0	1	0	3	0
Ikot Ekpene	1	0	0	0	4	0	1	1	0	0	0	0	2	4
Ini	0	0	0	0	0	0	0	2	0	0	2	0	1	0
Itu	2	0	0	0	2	0	6	0	0	0	0	0	3	4
Mbo	0	2	0	0	0	0	2	2	0	0	0	0	0	0
Mkpat Enin	0	0	0	0	0	0	2	1	0	0	1	0	2	2
Nsit Atai	0	0	0	0	0	0	0	2	0	0	0	0	0	2
Nsit Ibom	0	0	0	0	0	0	2	0	0	0	1	0	1	2
Nsit Ubium	1	0	0	0	0	0	1	0	0	0	0	0	0	2
Obot Akara	0	0	0	0	0	0	3	2	0	0	0	0	0	0
Okobo	1	0	0	0	0	0	3	3	0	0	0	0	0	0
Onna	0	0	0	0	1	0	0	1	0	0	0	0	0	1
Oron	0	0	0	0	0	0	2	2	0	0	0	0	4	3
Oruk Anam	0	0	0	0	5	0	6	1	0	0	1	0	1	7
Udung Uko	1	0	0	0	0	0	0	1	0	0	0	1	0	0
Ukanafun	0	0	0	0	0	0	1	0	0	0	0	0	5	1
Uruan	0	0	0	0	0	0	2	1	0	0	0	0	1	0
Urue Offong/Oruko	0	0	0	0	0	0	2	0	0	0	0	0	0	0
Uyo	9	3	0	0	3	0	10	0	0	0	3	1	2	15
Total	20	11	0	0	23	1	64	30	0	0	13	4	42	63

Source: Nigeria Police Force, Akwa Ibom State Command Headquarters, Ikot Akpan Abia, Uyo

Table 1(c)

NUMBER OF CRIMES REPORTED TO POLICE BY TYPE AND LOCAL GOVERNMENT AREA, 2009 (contd.)

Local Government Area	Armed Robbery		Home Breaking		Arson		False Pretence & Cheat		Forgery		Unlawful Possession		Total		
	M	F	M	F	M	F	M	F	M	F	M	F	M	F	MF
Abak	6	0	6	0	2	0	1	0	0	0	4	0	25	7	32
Eastern Obolo	0	0	0	0	0	0	0	0	0	0	0	0	0	0	0
Eket	0	0	0	0	0	0	0	0	0	0	0	0	18	9	27
Esit Eket	0	0	0	0	0	0	0	0	0	0	2	0	2	2	4
Essien Udim	0	0	0	0	0	0	0	0	0	0	4	0	10	4	14
Etim Ekpo	2	0	2	0	0	0	1	0	0	0	0	0	7	2	9
Etinan	1	0	1	0	1	0	3	0	0	0	0	0	9	2	11
Ibena	0	0	0	0	0	0	1	0	2	0	1	0	6	2	8
Ibesikpo Asutan	1	0	1	0	0	0	0	0	0	0	0	0	3	1	4
Ibiono Ibom	0	0	0	0	10	0	0	0	0	0	0	0	12	2	14
Ika	0	0	0	0	0	0	0	0	0	0	0	0	1	1	2
Ikono	0	0	0	0	0	0	0	0	0	0	1	0	10	6	16
Ikot Abasi	3	0	3	0	0	0	0	0	0	0	2	0	17	2	19
Ikot Ekpene	7	0	7	0	1	0	0	0	0	0	1	0	24	5	29
Ini	0	0	0	0	0	0	0	0	0	0	0	0	3	2	5
Itu	5	0	5	0	0	0	0	0	0	0	0	0	23	4	27
Mbo	0	0	0	0	4	0	1	0	0	0	0	0	7	4	11
Mkpat Enin	4	0	4	0	0	0	0	0	0	0	4	0	17	3	20
Nsit Atai	0	0	0	0	0	0	0	0	0	0	0	0	0	4	4
Nsit Ibom	2	0	2	0	0	0	2	0	0	0	0	0	10	2	12
Nsit Ubium	0	0	0	0	2	0	0	0	0	0	0	0	4	2	6
Obot Akara	1	0	1	0	1	0	1	0	0	0	0	0	7	2	9
Okobo	0	0	0	0	0	0	0	0	0	0	0	0	4	3	7
Onna	0	0	0	0	1	0	0	0	0	0	0	0	2	2	4
Oron	6	0	6	0	4	0	3	0	0	0	4	0	29	5	34
Oruk Anam	1	0	1	0	1	0	1	0	0	0	2	0	19	8	27
Udung Uko	0	0	0	0	0	0	0	0	0	0	0	0	1	2	3
Ukanafun	0	0	0	0	0	0	1	0	1	0	4	0	12	1	13
Uruan	0	0	0	0	0	0	4	0	0	0	0	0	7	1	8
Urue Offong/Oruko	0	0	0	0	0	0	0	0	0	0	2	0	4	0	4
Uyo	9	0	9	0	0	0	12	0	0	0	14	0	71	19	90
Total	48	0	48	0	27	0	31	0	3	0	45	0	364	109	473

Source: Nigeria Police Force, Akwa Ibom State Command Headquarters, Ikot Akpan Abia, Uyo

Table 1(d)

NUMBER OF CRIMES REPORTED TO POLICE BY TYPE AND LOCAL GOVERNMENT AREA, 2010

Local Government Area	Kidnapping		Child Stealing		Rape/Indecent Assault		Murder Case		Manslaughter		Attempted Murder		Burglary	
	M	F	M	F	M	F	M	F	M	F	M	F	M	F
Abak	0	1	0	0	1	1	2	1	0	0	2	1	5	0
Eastern Obolo	4	0	0	0	0	0	0	0	0	0	0	0	0	0
Eket	3	2	0	1	0	0	2	3	2	0	0	0	2	0
Esit Eket	0	0	0	0	0	0	1	0	0	0	0	0	0	0
Essien Udim	2	2	0	0	0	0	3	0	1	0	0	0	1	0
Etim Ekpo	3	0	0	0	0	0	2	0	0	0	0	0	0	0
Etinan	1	0	0	0	0	0	1	0	6	0	0	0	6	0
Ibena	2	0	0	0	0	0	0	0	0	0	0	0	0	0
Ibesikpo Asutan	4	1	0	0	1	0	2	1	0	0	0	0	0	0
Ibiono Ibom	1	1	0	0	0	0	4	0	0	0	0	0	0	0
Ika	0	0	0	0	0	0	0	1	0	0	0	0	0	0
Ikono	0	1	0	0	1	0	4	0	0	0	0	0	0	0
Ikot Abasi	1	0	0	0	0	2	1	0	0	0	0	0	4	0
Ikot Ekpene	5	0	0	0	2	0	4	0	0	0	0	0	5	0
Ini	1	0	0	0	0	0	3	1	0	0	2	0	0	0
Itu	2	0	0	0	0	0	8	0	0	0	1	0	3	0
Mbo	1	0	0	0	0	0	3	0	0	0	0	0	0	0
Mkpat Enin	0	1	0	0	1	0	5	0	0	0	0	0	0	0
Nsit Atai	0	0	0	0	0	0	1	0	0	0	0	0	4	0
Nsit Ibom	1	0	0	0	0	0	3	1	0	0	1	0	2	0
Nsit Ubium	1	2	1	1	0	0	2	0	0	0	0	0	1	0
Obot Akara	1	0	0	0	0	0	1	1	0	0	0	0	0	0
Okobo	1	0	0	0	0	0	3	0	0	0	0	0	0	0
Onna	1	0	0	0	0	0	1	0	0	0	0	0	1	0
Oron	1	0	0	0	0	0	5	0	0	0	0	0	6	0
Oruk Anam	0	0	0	1	1	1	8	3	0	0	0	0	0	0
Udung Uko	1	0	0	0	0	0	1	0	0	0	0	0	0	0
Ukanafun	0	0	0	0	0	0	1	0	0	0	0	0	0	0
Uruan	0	0	0	0	0	0	3	0	0	0	0	0	1	0
Urue Offong/Oruko	0	0	0	0	1	1	2	2	0	0	0	0	0	0
Uyo	18	6	1	0	1	1	8	3	0	0	0	0	7	0
Total	55	17	2	3	9	6	84	17	9	0	6	1	48	0

Source: Nigeria Police Force, Akwa Ibom State Command Headquarters, Ikot Akpan Abia, Uyo

Table 1(d)

NUMBER OF CRIMES REPORTED TO POLICE BY TYPE AND LOCAL GOVERNMENT AREA, 2010 (contd.)

Local Government Area	Armed Robbery		Home Breaking		Arson		False Pretence & Cheat		Forgery		Unlawful Possession		Total		
	M	F	M	F	M	F	M	F	M	F	M	F	M	F	MF
Abak	1	0	6	0	0	0	1	0	0	0	2	0	20	4	24
Eastern Obolo	0	0	0	0	0	0	0	0	0	0	0	0	4	0	4
Eket	2	0	0	0	0	0	1	0	0	0	2	0	14	6	20
Esit Eket	0	0	2	0	0	0	0	0	0	0	0	0	3	0	3
Essien Udim	0	0	0	0	2	0	0	0	0	0	0	0	9	2	11
Etim Ekpo	3	0	0	0	1	0	0	0	0	0	0	0	9	0	9
Etinan	0	0	0	0	0	0	0	0	0	0	0	0	14	0	14
Ibena	1	0	1	0	0	0	0	0	0	0	1	0	5	0	5
Ibesikpo Asutan	0	0	2	0	0	0	0	0	0	0	0	0	9	2	11
Ibiono Ibom	0	0	0	0	0	0	0	0	0	0	1	0	6	1	7
Ika	0	0	0	0	0	0	0	0	0	0	1	0	1	1	2
Ikono	4	0	0	0	4	0	0	0	0	0	0	0	13	1	14
Ikot Abasi	0	0	0	0	1	0	0	0	0	0	1	0	8	2	10
Ikot Ekpene	0	0	9	0	2	0	0	0	0	0	3	0	30	0	30
Ini	0	0	0	0	0	0	0	0	0	0	1	0	7	1	8
Itu	2	0	2	0	1	0	0	0	0	0	2	0	21	0	21
Mbo	1	0	0	0	0	0	0	0	0	0	0	0	5	0	5
Mkpat Enin	1	0	0	0	1	0	0	0	0	0	0	0	8	1	9
Nsit Atai	2	0	0	0	0	0	0	0	0	0	1	0	8	0	8
Nsit Ibom	2	0	0	0	0	0	0	0	0	0	0	0	9	1	10
Nsit Ubium	1	0	0	0	0	0	2	0	0	0	0	0	8	3	11
Obot Akara	1	0	0	0	1	0	0	0	0	0	1	0	5	1	6
Okobo	0	0	1	0	0	0	0	0	0	0	0	0	5	0	5
Onna	1	0	0	0	0	0	0	0	0	0	0	0	4	0	4
Oron	0	0	1	0	1	0	5	0	0	0	1	0	20	0	20
Oruk Anam	2	0	0	0	2	0	3	0	1	0	1	0	18	5	23
Udung Uko	0	0	0	0	0	0	0	0	0	0	0	0	2	0	2
Ukanafun	3	0	0	0	0	0	0	0	0	0	2	0	6	0	6
Uruan	0	0	0	0	0	0	0	0	1	0	0	0	5	0	5
Urue Offong/Oruko	0	0	0	0	0	0	0	0	0	0	0	0	3	3	6
Uyo	13	0	15	0	1	0	12	0	1	0	4	0	81	10	91
Total	40	0	39	0	17	0	24	0	3	0	24	0	360	44	404

Source: Nigeria Police Force, Akwa Ibom State Command Headquarters, Ikot Akpan Abia, Uyo

Table 1(e)

NUMBER OF CRIMES REPORTED TO POLICE BY TYPE AND LOCAL GOVERNMENT AREA, 2011

Local Government Area	Kidnapping		Child Stealing		Rape/Indecent Assault		Murder		Manslaughter		Attempted Murder		Burglary		
	M	F	M	F	M	F	M	F	M	F	M	F	M	F	
Abak	3	1	3	1	0	0	3	0	0	0	0	0	0	0	
Eastern Obolo	0	0	0	0	0	0	0	0	0	0	0	0	0	0	
Eket	2	0	0	0	0	0	4	0	0	0	0	0	0	0	
Esit Eket	0	0	0	0	0	0	0	1	0	0	0	0	0	0	
Essien Udim	3	1	0	0	0	0	4	1	0	0	0	0	0	0	
Etim Ekpo	1	0	1	0	0	0	1	0	0	0	0	0	0	0	
Etinan	0	0	0	0	0	0	3	0	0	0	0	0	0	0	
Ibena	2	0	0	0	0	0	0	0	0	0	0	0	1	0	
Ibesikpo Asutan	0	0	0	0	0	0	1	2	0	0	0	0	0	0	
Ibiono Ibom	1	0	0	0	0	0	1	0	0	0	0	0	1	0	
Ika	0	0	0	0	0	0	0	0	0	0	0	0	1	0	
Ikono	3	1	3	0	0	0	1	2	1	0	0	0	0	0	
Ikot Abasi	0	1	0	0	0	0	0	0	0	0	0	0	1	0	
Ikot Ekpene	7	1	1	0	0	0	0	3	0	0	0	0	0	0	
Ini	0	0	0	0	0	0	6	0	0	0	0	0	0	0	
Itu	0	1	1	0	0	0	8	1	0	0	0	0	0	0	
Mbo	4	0	0	0	0	0	0	0	0	0	0	0	6	0	
Mkpat Enin	1	0	0	0	0	0	4	0	0	0	0	0	0	0	
Nsit Atai	0	1	0	2	0	0	3	1	0	0	0	0	2	0	
Nsit Ibom	0	0	0	0	0	0	3	2	0	0	0	0	0	0	
Nsit Ubium	2	2	2	0	0	0	6	0	0	0	0	0	0	0	
Obot Akara	1	0	0	0	0	0	1	0	0	0	0	0	1	0	
Okobo	0	0	0	0	0	0	2	0	0	0	0	0	0	0	
Onna	0	0	0	0	0	0	2	0	0	0	0	0	0	0	
Oron	2	0	1	0	0	0	1	8	3	0	0	2	0	14	7
Oruk Anam	0	0	0	0	0	0	1	7	2	0	0	0	0	0	3
Udung Uko	0	1	0	0	0	0	2	1	0	0	0	0	0	0	0
Ukanafun	1	0	0	0	0	0	1	0	0	0	0	0	1	0	
Uruan	0	0	0	0	0	0	4	1	0	0	0	0	1	0	
Urue Offong/Oruko	0	0	0	0	0	0	2	0	0	0	0	0	0	0	0
Uyo	14	11	1	0	0	0	5	12	3	0	0	0	0	8	26
Total	47	21	13	3	0	0	10	88	22	0	0	2	0	37	36

Source: Nigeria Police Force, Akwa Ibom State Command Headquarters, Ikot Akpan Abia, Uyo

Table 1(e)

NUMBER OF CRIMES REPORTED TO POLICE BY TYPE AND LOCAL GOVERNMENT AREA, 2011 (contd.)

Local Government Area	Armed Robbery		Home Breaking		Arson		False Pretence & Cheat		Forgery		Unlawful Possession		Total		
	M	F	M	F	M	F	M	F	M	F	M	F	M	F	MF
Abak	3	0	0	0	0	0	0	0	0	0	0	0	12	2	14
Eastern Obolo	0	0	0	0	0	0	0	0	0	0	0	0	0	0	0
Eket	7	0	0	0	0	0	1	0	0	0	0	0	14	0	14
Esit Eket	0	0	0	0	0	0	0	0	0	0	0	0	0	1	1
Essien Udim	0	0	0	0	0	0	0	0	0	0	0	0	7	2	9
Etim Ekpo	4	0	0	0	0	0	0	0	0	0	0	0	7	0	7
Etinan	1	0	0	0	0	0	0	0	0	0	0	0	4	0	4
Ibeno	0	0	0	0	0	0	0	0	0	0	0	0	3	0	3
Ibesikpo Asutan	6	0	2	0	0	0	0	0	0	0	0	0	9	2	11
Ibiono Ibom	5	2	2	0	2	0	0	0	0	0	0	0	12	2	14
Ika	1	0	0	0	0	0	0	0	0	0	0	0	2	0	2
Ikono	0	0	0	0	0	0	0	0	0	0	0	0	8	3	11
Ikot Abasi	3	0	0	0	0	0	1	0	0	0	0	0	5	1	6
Ikot Ekpene	14	0	0	0	0	0	0	0	0	0	1	0	23	4	27
Ini	0	0	0	0	0	0	0	0	0	0	0	0	6	0	6
Itu	14	3	4	0	3	0	0	0	0	0	1	0	31	5	36
Mbo	0	0	0	0	0	0	1	0	0	0	1	0	12	0	12
Mkpat Enin	5	0	1	0	0	0	0	0	0	0	0	0	11	0	11
Nsit Atai	0	0	0	0	0	0	0	0	0	0	0	0	5	4	9
Nsit Ibom	1	2	0	0	2	0	0	0	0	0	1	0	7	4	11
Nsit Ubium	4	2	0	0	2	0	0	0	0	0	1	0	17	4	21
Obot Akara	0	1	2	0	1	0	2	0	0	0	0	0	8	1	9
Okobo	0	0	0	0	0	0	0	0	0	0	0	0	2	0	2
Onna	0	0	0	0	0	0	0	0	0	0	0	0	2	0	2
Oron	0	0	4	0	0	0	4	0	4	0	0	0	39	11	50
Oruk Anam	0	2	0	0	2	0	0	0	0	0	0	0	9	8	17
Udung Uko	0	0	0	0	0	0	0	0	0	0	0	0	2	2	4
Ukanafun	1	2	0	0	2	0	0	0	0	0	0	0	6	2	8
Uruan	1	1	0	0	1	0	0	0	0	0	1	0	8	2	10
Urue Offong/Oruko	0	0	0	0	0	0	0	0	0	0	0	0	0	2	2
Uyo	15	0	6	0	0	0	6	0	0	0	13	0	75	45	120
Total	85	15	21	0	15	0	15	0	4	0	19	0	346	107	453

Source: Nigeria Police Force, Akwa Ibom State Command Headquarters, Ikot Akpan Abia, Uyo

Table 1(f)

SUMMARY OF NUMBER OF CRIMES REPORTED TO POLICE BY TYPE AND YEAR

TYPE OF CASES	2007	2008	2009	2010	2011
Kidnapping	19	26	31	72	68
Child Stealing	0	0	0	5	16
Rape/Indecent Assault	1	0	24	15	10
Murder	99	52	94	101	110
Manslaughter	0	0	0	9	0
Attempted Murder	3	3	17	7	2
Burglary	28	19	105	48	73
Armed Robbery	61	65	48	40	100
Home Breaking	12	9	48	39	21
Arson	18	25	27	17	15
False Pretence & Cheat	8	27	31	24	15
Forgery	2	3	3	3	4
Unlawful Possession	39	35	45	24	19
Total	290	264	473	404	453

Chart 1(a)

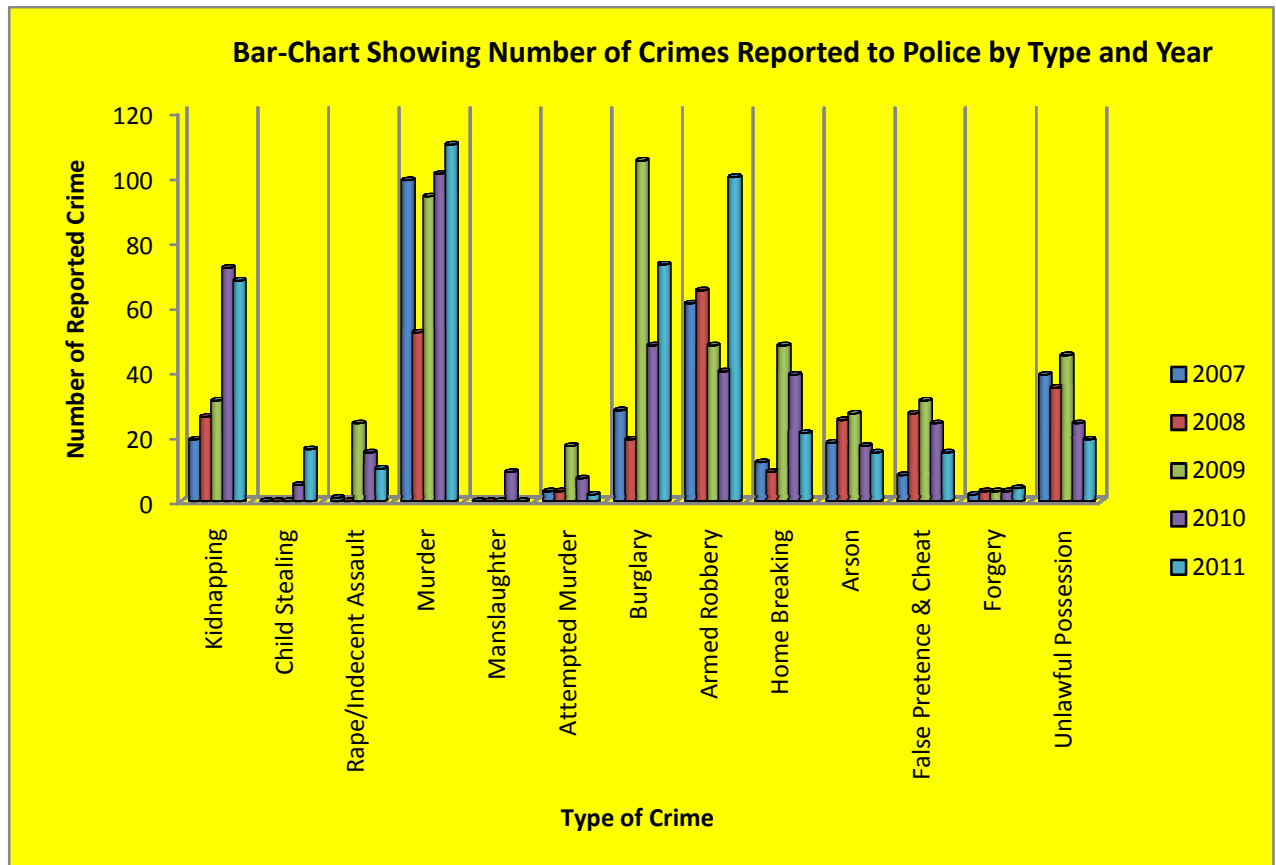


Table 1(g)

**NUMBER OF ROAD ACCIDENT CASES REPORTED TO POLICE IN AKWA IBOM STATE BY TYPE,
PERSONS AFFECTED AND LOCAL GOVERNMENT AREA, 2007**

Local Government Area	Type of Accident Cases				Number of Persons				Total	
					Injured		Killed			
	Fatal	Serious	Minor	Total	M	F	M	F	M	F
Abak	16	15	0	31	15	0	20	0	35	0
Eastern Obolo	0	0	0	0	0	0	0	0	0	0
Eket	20	73	12	105	73	0	24	0	97	0
Esit Eket	0	0	0	0	0	0	0	0	0	0
Essien Udim	0	0	0	0	0	0	0	0	0	0
Etim Ekpo	0	0	0	0	0	0	0	0	0	0
Etinan	8	6	0	14	6	0	8	0	14	0
Ibeno	0	0	0	0	0	0	0	0	0	0
Ibesikpo Asutan	4	1	0	5	1	0	4	0	5	0
Ibiono Ibom	0	0	0	0	0	0	0	0	0	0
Ika	0	0	0	0	0	0	0	0	0	0
Ikono	4	4	2	10	4	2	4	4	8	6
Ikot Abasi	0	0	0	0	0	0	0	0	0	0
Ikot Ekpene	12	6	1	19	6	0	13	0	19	0
Ini	2	1	0	3	1	0	2	0	3	0
Itu	10	74	34	118	100	0	10	0	110	0
Mbo	0	0	0	0	0	0	0	0	0	0
Mkpat Enin	4	0	2	6	0	0	4	2	4	2
Nsit Atai	0	0	0	0	0	0	0	0	0	0
Nsit Ibom	0	0	0	0	0	0	0	0	0	0
Nsit Ubium	6	6	6	18	6	2	6	0	12	2
Obot Akara	0	0	0	0	0	0	0	0	0	0
Okobo	0	0	0	0	0	0	0	0	0	0
Onna	0	0	0	0	0	0	0	0	0	0
Oron	0	0	0	0	0	0	0	0	0	0
Oruk Anam	0	0	0	0	0	0	0	0	0	0
Udung Uko	1	0	0	1	0	0	0	0	0	0
Ukanafun	0	0	0	0	0	0	0	0	0	0
Uruan	5	5	0	10	5	0	5	2	10	2
Urue Offong Oruko	0	0	0	0	0	0	0	0	0	0
Uyo	27	23	5	55	29	0	32	2	61	2
Total	119	214	62	395	246	4	132	10	378	14

Source: Nigeria Police Force, Akwa Ibom State Command Headquarters, Ikot Akpan Abia, Uyo

Table 1(h)

**NUMBER OF ROAD ACCIDENT CASES REPORTED TO POLICE IN AKWA IBOM STATE BY TYPE,
PERSONS AFFECTED AND LOCAL GOVERNMENT AREA, 2008**

LOCAL GOVERNMENT AREA	TYPE OF ACCIDENT CASES				NUMBER OF PERSONS				TOTAL	
					INJURED		KILLED			
	Fatal	Serious	Minor	Total	M	F	M	F	M	F
Abak	10	22	12	44	26	3	14	3	40	6
Eastern Obolo	0	0	0	0	0	0	0	0	0	0
Eket	10	19	11	40	28	0	18	1	46	1
Esit Eket	0	0	0	0	0	0	0	0	0	0
Essien Udim	3	5	1	9	5	0	3	0	8	0
Etim Ekpo	0	0	0	0	0	0	0	0	0	0
Etinan	4	8	2	14	8	0	4	2	12	2
Ibena	1	0	0	1	0	0	1	0	1	0
Ibesikpo Asutan	0	0	0	0	0	0	0	0	0	0
Ibiono Ibom	0	0	0	0	0	0	0	0	0	0
Ika	0	0	0	0	0	0	0	0	0	0
Ikono	18	2	0	20	2	0	21	1	23	1
Ikot Abasi	0	0	0	0	0	0	0	0	0	0
Ikot Ekpene	3	1	0	4	1	0	3	2	4	2
Ini	0	0	0	0	0	0	0	0	0	0
Itu	27	112	90	229	148	0	36	4	184	4
Mbo	0	0	0	0	0	0	0	0	0	0
Mkpat Enin	3	1	0	4	1	0	8	0	9	0
Nsit Atai	0	0	0	0	0	0	0	0	0	0
Nsit Ibom	0	0	0	0	0	0	0	0	0	0
Nsit Ubium	1	1	0	2	1	0	1	0	2	0
Obot Akara	0	0	0	0	0	0	0	0	0	0
Okobo	0	0	0	0	0	0	0	0	0	0
Onna	0	0	0	0	0	0	0	0	0	0
Oron	0	1	0	1	1	0	0	0	1	0
Oruk Anam	0	0	0	0	0	0	0	0	0	0
Udung Uko	0	0	0	0	0	0	0	0	0	0
Ukanafun	0	0	0	0	0	0	0	0	0	0
Uruan	2	2	0	4	2	0	2	1	4	1
Urue Offong Oruko	0	0	0	0	0	0	0	0	0	0
Uyo	28	63	5	96	74	0	39	11	113	11
TOTAL	110	237	121	468	297	3	150	25	447	28

Source: Nigeria Police Force, Akwa Ibom State Command Headquarters, Ikot Akpan Abia, Uyo

Table 1(i)

**NUMBER OF ROAD ACCIDENT CASES REPORTED TO POLICE IN AKWA IBOM STATE BY TYPE,
PERSONS AFFECTED AND LOCAL GOVERNMENT AREA, 2009**

LOCAL GOVERNMENT AREA	TYPE OF ACCIDENT CASES				NUMBER OF PERSONS				TOTAL	
					INJURED		KILLED			
	Fatal	Serious	Minor	Total	M	F	M	F	M	F
Abak	4	6	1	11	10	1	4	1	14	2
Eastern Obolo	0	0	0	0	0	0	0	0	0	0
Eket	7	5	2	14	5	0	13	2	18	2
Esit Eket	0	0	0	0	0	0	0	0	0	0
Essien Udim	2	1	0	3	1	0	2	0	3	0
Etim Ekpo	0	0	0	0	0	0	0	0	0	0
Etinan	0	0	0	0	0	0	0	0	0	0
Ibeno	1	0	0	1	0	0	0	0	0	0
Ibesikpo Asutan	0	0	0	0	0	0	0	0	0	0
Ibiono Ibom	0	0	0	0	0	0	0	0	0	0
Ika	0	0	0	0	0	0	0	0	0	0
Ikono	11	3	0	14	5	2	0	0	5	2
Ikot Abasi	0	0	0	0	0	0	0	0	0	0
Ikot Ekpene	3	0	0	3	0	0	5	5	5	5
Ini	0	0	0	0	0	0	0	0	0	0
Itu	4	8	3	15	26	3	17	1	43	4
Mbo	0	0	0	0	0	0	0	0	0	0
Mkpat Enin	3	4	5	12	8	1	5	2	13	3
Nsit Atai	0	0	0	0	0	0	0	0	0	0
Nsit Ibom	0	0	0	0	0	0	0	0	0	0
Nsit Ubium	0	0	0	0	0	0	0	0	0	0
Obot Akara	0	0	0	0	0	0	0	0	0	0
Okobo	0	0	0	0	0	0	0	0	0	0
Onna	0	0	0	0	0	0	0	0	0	0
Oron	0	0	0	0	0	0	0	0	0	0
Oruk Anam	0	0	0	0	0	0	0	0	0	0
Udung Uko	0	0	0	0	0	0	0	0	0	0
Ukanafun	3	1	0	4	1	0	6	4	7	4
Uruan	2	1	0	3	1	0	2	0	3	0
Urue Offong Oruko	0	0	0	0	0	0	0	0	0	0
Uyo	4	2	3	9	5	5	5	5	10	10
TOTAL	44	31	14	89	62	12	59	20	121	32

Source: Nigeria Police Force, Akwa Ibom State Command Headquarters, Ikot Akpan Abia, Uyo

Table 1(j)

**NUMBER OF ROAD ACCIDENT CASES REPORTED TO POLICE IN AKWA IBOM STATE BY TYPE,
PERSONS AFFECTED AND LOCAL GOVERNMENT AREA, 2010**

LOCAL GOVERNMENT AREA	TYPE OF ACCIDENT CASES				NUMBER OF PERSONS				TOTAL	
					INJURED		KILLED			
	Fatal	Serious	Minor	Total	M	F	M	F	M	F
Abak	6	2	2	10	2	1	6	0	8	1
Eastern Obolo	0	0	0	0	0	0	0	0	0	0
Eket	0	0	0	0	0	0	0	0	0	0
Esit Eket	0	0	0	0	0	0	0	0	0	0
Essien Udim	4	3	0	7	2	1	4	0	6	1
Etim Ekpo	0	0	0	0	0	0	0	0	0	0
Etinan	3	1	0	4	1	0	3	1	4	1
Ibena	0	0	0	0	0	0	0	0	0	0
Ibesikpo Asutan	0	0	0	0	0	0	0	0	0	0
Ibiono Ibom	0	0	0	0	0	0	0	0	0	0
Ika	0	0	0	0	0	0	0	0	0	0
Ikono	7	2	2	11	1	1	7	2	8	3
Ikot Abasi	0	0	0	0	0	0	0	0	0	0
Ikot Ekpene	0	0	0	0	0	0	0	0	0	0
Ini	0	0	0	0	0	0	0	0	0	0
Itu	8	11	7	26	11	9	8	2	19	11
Mbo	0	0	0	0	0	0	0	0	0	0
Mkpat Enin	10	4	0	14	4	0	10	1	14	1
Nsit Atai	0	0	0	0	0	0	0	0	0	0
Nsit Ibom	0	0	0	0	0	0	0	0	0	0
Nsit Ubium	0	0	0	0	0	0	0	0	0	0
Obot Akara	0	0	0	0	0	0	0	0	0	0
Okobo	0	0	0	0	0	0	0	0	0	0
Onna	0	0	0	0	0	0	0	0	0	0
Oron	0	0	0	0	0	0	0	0	0	0
Oruk Anam	0	0	0	0	0	0	0	0	0	0
Udung Uko	0	0	0	0	0	0	0	0	0	0
Ukanafun	3	2	0	5	2	0	3	1	5	1
Uruan	3	1	1	5	1	0	3	0	4	0
Urue Offong Oruko	0	0	0	0	0	0	0	0	0	0
Uyo	9	20	7	36	24	2	14	3	38	5
TOTAL	53	46	19	118	48	14	58	10	106	24

Source: Nigeria Police Force, Akwa Ibom State Command Headquarters, Ikot Akpan Abia, Uyo

Table 1(k)

**NUMBER OF ROAD ACCIDENT CASES REPORTED TO POLICE IN AKWA IBOM STATE BY TYPE,
PERSONS AFFECTED AND LOCAL GOVERNMENT AREA, 2011**

LOCAL GOVERNMENT AREA	TYPE OF ACCIDENT CASES				NUMBER OF PERSONS				TOTAL	
					INJURED		KILLED			
	Fatal	Serious	Minor	Total	M	F	M	F	M	F
Abak	4	3	1	8	3	0	4	0	7	0
Eastern Obolo	0	0	0	0	0	0	0	0	0	0
Eket	5	0	0	5	0	0	5	3	5	3
Esit Eket	0	0	0	0	0	0	0	0	0	0
Essien Udim	0	0	0	0	0	0	0	0	0	0
Etim Ekpo	0	0	0	0	0	0	0	0	0	0
Etinan	2	0	0	2	0	0	2	0	2	0
Ibena	0	0	0	0	0	0	0	0	0	0
Ibesikpo Asutan	0	0	0	0	0	0	0	0	0	0
Ibiono Ibom	2	0	0	2	0	0	2	0	2	0
Ika	0	0	0	0	0	0	0	0	0	0
Ikono	2	4	0	6	4	0	2	0	6	0
Ikot Abasi	2	0	0	2	0	0	2	0	2	0
Ikot Ekpene	0	0	0	0	0	0	0	0	0	0
Ini	1	0	1	2	0	0	1	0	1	0
Itu	6	11	8	25	10	1	6	0	16	1
Mbo	0	0	0	0	0	0	0	0	0	0
Mkpat Enin	2	0	0	2	0	0	2	0	2	0
Nsit Atai	0	0	0	0	0	0	0	0	0	0
Nsit Ibom	0	0	0	0	0	0	0	0	0	0
Nsit Ubium	0	0	0	0	0	0	0	0	0	0
Obot Akara	0	0	0	0	0	0	0	0	0	0
Okobo	0	0	0	0	0	0	0	0	0	0
Onna	0	0	0	0	0	0	0	0	0	0
Oron	0	0	0	0	0	0	0	0	0	0
Oruk Anam	3	2	0	5	2	0	3	0	5	0
Udung Uko	0	0	0	0	0	0	0	0	0	0
Ukanafun	0	0	0	0	0	0	0	0	0	0
Uruan	1	1	8	10	1	0	1	0	2	0
Urue Offong Oruko	2	1	0	3	1	0	2	0	3	0
Uyo	0	1	1	2	1	0	0	0	1	0
TOTAL	32	23	19	74	22	1	32	3	54	4

Source: Nigeria Police Force, Akwa Ibom State Command Headquarters, Ikot Akpan Abia, Uyo

Table 1(l)

SUMMARY OF NUMBER OF ROAD ACCIDENT CASES REPORTED TO POLICE IN AKWA IBOM STATE BY TYPE, PERSONS AFFECTED AND YEAR

Year	TYPE OF ACCIDENT CASES				NUMBER OF PERSONS				TOTAL	
					Injured		Killed			
	Fatal	Serious	Minor	Total	M	F	M	F	M	F
2007	119	214	62	395	246	4	132	10	378	14
2008	110	237	121	468	297	3	150	25	447	28
2009	44	31	14	89	62	12	59	20	121	32
2010	53	46	19	118	48	14	58	10	106	24
2011	32	23	19	74	22	1	32	3	54	4

Chart 1(b) (i)

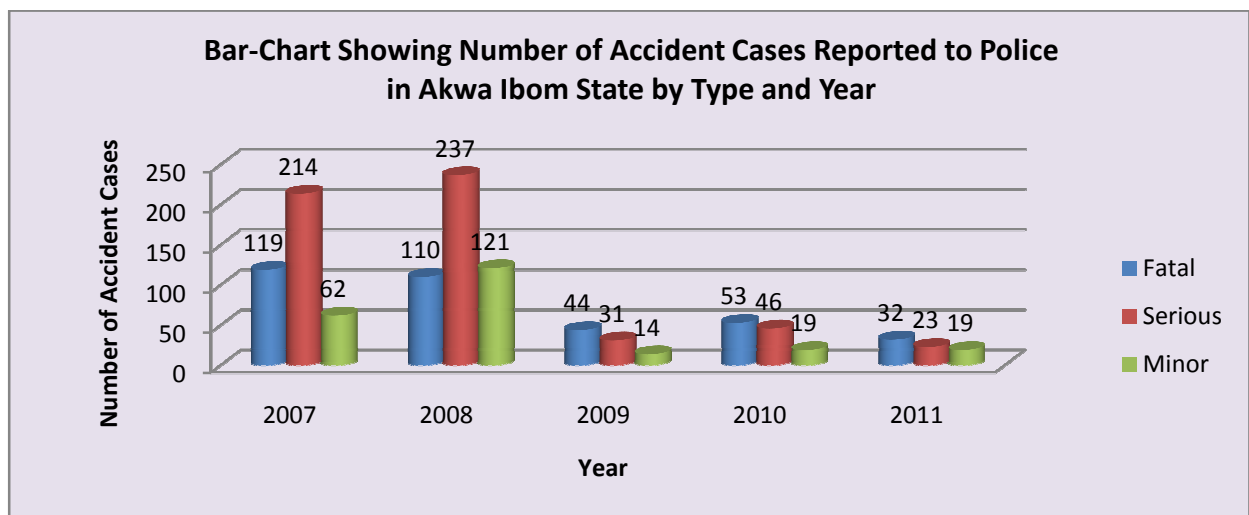
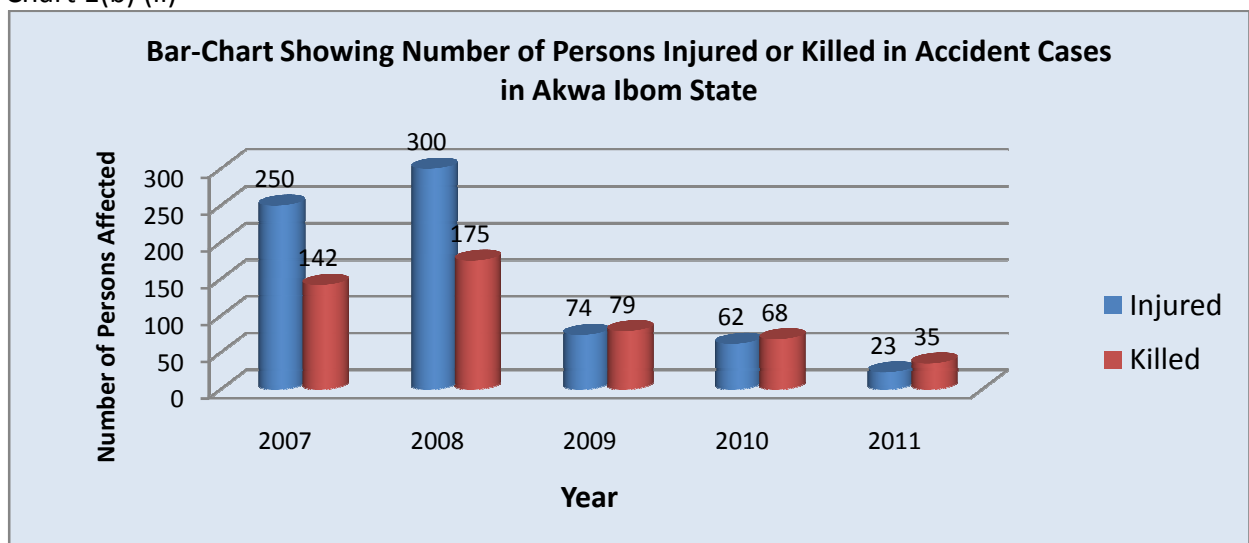


Chart 1(b) (ii)



SECTION TWO

NUMBER OF PRISONS, ADMISSION AND OFFENCE

This Section presents data on Number of Prisons Admission and Type of Offence Committed in Akwa Ibom State from 2007 to 2012. Table 2(g) shows the summary of prisons admission by Local Government Area and Year. Uyo Local Government Area had the highest number of offenders followed by Ikot Ekpene and Eket Local Government Areas. In Table 2(h), stealing increased from year 2007 to 2009 and decreased in years 2010 and 2011. There was a decline in Arson from year 2007 to 2012 as presented in Table 2(h).

Table 2(a)

**NUMBER OF PRISONS ADMISSION IN AKWA IBOM STATE BY
TYPE OF OFFENCE, SEX AND LOCAL GOVERNMENT AREA, 2007**

TYPE OF OFFENCE	LOCAL GOVERNMENT AREA												
	Abak		Eket		Ikot Abasi		Ikot Ekpene		Uyo		Total		
	M	F	M	F	M	F	M	F	M	F	M	F	MF
Stealing	27	0	46	2	70	0	30	3	115	38	288	43	331
Assault	9	0	14	1	30	0	30	3	37	7	120	11	131
Indecent Assault	1	0	0	0	3	0	11	0	5	0	20	0	20
Arson	2	0	8	0	2	0	0	0	72	4	84	4	88
Armed Robbery	2	0	6	0	0	0	9	0	71	0	88	0	88
Breaking & Entry	4	0	4	0	24	0	21	0	22	0	75	0	75
Sedition	2	0	0	0	0	0	0	0	0	0	2	0	2
Debt	0	0	0	0	0	0	0	0	3	1	3	1	4
Affray	0	0	0	0	0	0	0	0	1	0	1	0	1
Abduction	0	0	0	0	1	0	1	0	8	3	10	3	13
Immigration	0	0	0	0	0	0	0	0	1	1	1	1	2
Unlawful Possession	0	0	5	0	2	0	10	0	18	0	35	0	35
Traffic Cases	0	0	0	0	2	0	11	0	12	0	25	0	25
Treason	0	0	0	0	0	0	0	0	0	0	0	0	0
Total	47	0	83	3	134	0	123	6	365	54	752	63	815

Sources: Nigerian Prisons Service, State Headquarters, Uyo

Table 2(b)

**NUMBER OF PRISONS ADMISSION IN AKWA IBOM STATE BY
TYPE OF OFFENCE, SEX AND LOCAL GOVERNMENT AREA, 2008**

TYPE OF OFFENCE	LOCAL GOVERNMENT AREA												
	Abak		Eket		Ikot Abasi		Ikot Ekpene		Uyo		Total		
	M	F	M	F	M	F	M	F	M	F	M	F	MF
Stealing	40	0	30	1	50	0	40	2	218	42	378	45	423
Assault	26	0	10	2	11	0	24	2	28	4	99	8	107
Indecent Assault	0	0	2	0	0	0	9	0	2	0	13	0	13
Arson	0	0	18	0	0	0	26	0	41	0	85	0	85
Armed Robbery	1	0	4	0	3	0	5	0	89	0	102	0	102
Breaking & Entry	8	0	13	0	12	0	13	0	23	0	69	0	69
Sedition	3	0	0	0	0	0	0	0	0	0	3	0	3
Debt	0	0	0	0	0	0	0	0	5	0	5	0	5
Affray	0	0	0	0	0	0	0	0	0	0	0	0	0
Abduction	0	0	2	1	0	0	0	1	13	1	15	3	18
Immigration	0	0	0	0	0	0	0	0	0	1	0	1	1
Unlawful Possession	0	0	3	0	3	0	3	0	10	0	19	0	19
Traffic Cases	1	0	3	0	2	0	4	0	8	0	18	0	18
Treason	0	0	0	0	0	0	0	0	0	0	0	0	0
Total	79	0	85	4	81	0	124	5	437	48	806	57	863

Sources: Nigerian Prisons Services, State Headquarters, Uyo

Table 2(c)

**NUMBER OF PRISONS ADMISSION IN AKWA IBOM STATE BY
TYPE OF OFFENCE, SEX AND LOCAL GOVERNMENT AREA, 2009**

TYPE OF OFFENCE	LOCAL GOVERNMENT AREA												
	Abak		Eket		Ikot Abasi		Ikot Ekpene		Uyo		Total		
	M	F	M	F	M	F	M	F	M	F	M	F	MF
Stealing	50	0	35	0	34	0	28	3	315	48	462	51	513
Assault	23	0	0	1	3	0	36	3	27	7	89	11	100
Indecent Assault	1	0	0	0	1	0	5	0	7	0	14	0	14
Arson	0	0	5	0	0	0	1	0	38	0	44	0	44
Armed Robbery	8	0	3	0	0	0	4	0	95	0	110	0	110
Breaking & Entry	10	0	5	0	20	0	4	0	16	0	55	0	55
Sedition	9	0	0	0	0	0	0	0	0	0	9	0	9
Debt	0	0	0	0	0	0	2	0	0	0	2	0	2
Affray	0	0	0	0	0	0	0	0	0	0	0	0	0
Abduction	2	0	0	0	0	0	6	0	14	2	22	2	24
Immigration	0	0	0	0	0	0	0	0	0	0	0	0	0
Unlawful Possession	6	0	1	0	4	0	2	0	8	0	21	0	21
Traffic Cases	3	0	0	0	0	0	4	0	4	0	11	0	11
Treason	0	0	0	0	0	0	0	0	0	0	0	0	0
Total	112	0	49	1	62	0	92	6	524	57	839	64	903

Sources: Nigerian Prisons Service, State Headquarters, Uyo

Table 2(d)

**NUMBER OF PRISONS ADMISSION IN AKWA IBOM STATE BY
TYPE OF OFFENCE, SEX AND LOCAL GOVERNMENT AREA, 2010**

TYPE OF OFFENCE	LOCAL GOVERNMENT AREA												
	Abak		Eket		Ikot Abasi		Ikot Ekpene		Uyo		Total		
	M	F	M	F	M	F	M	F	M	F	M	F	MF
Stealing	62	0	17	0	36	0	21	1	316	30	452	31	483
Assault	32	6	15	0	5	0	28	3	24	8	104	17	121
Indecent Assault	0	0	0	0	3	0	7	0	10	0	20	0	20
Arson	0	0	6	0	0	0	0	0	40	2	46	2	48
Armed Robbery	1	0	4	0	1	0	5	0	64	0	75	0	75
Breaking & Entry	12	0	3	0	21	0	12	0	26	0	74	0	74
Sedition	0	0	0	0	0	0	0	0	0	0	0	0	0
Debt	0	0	0	0	0	0	0	0	0	0	0	0	0
Affray	0	0	0	0	0	0	3	0	4	0	7	0	7
Abduction	3	0	0	0	0	0	0	0	8	3	11	3	14
Immigration	0	0	0	0	0	0	0	0	1	0	1	0	1
Unlawful Possession	1	0	0	1	3	0	10	0	13	0	27	1	28
Traffic Cases	1	0	0	0	0	0	2	0	2	0	5	0	5
Treason	0	0	0	0	0	0	0	0	0	0	0	0	0
Total	112	6	45	1	69	0	88	4	508	43	822	54	876

Sources: Nigerian Prisons Service, State Headquarters, Uyo

Table 2(e)

**NUMBER OF PRISONS ADMISSION IN AKWA IBOM STATE BY
TYPE OF OFFENCE, SEX AND LOCAL GOVERNMENT AREA, 2011**

TYPE OF OFFENCE	LOCAL GOVERNMENT AREA												
	Abak		Eket		Ikot Abasi		Ikot Ekpene		Uyo		Total		
	M	F	M	F	M	F	M	F	M	F	M	F	MF
Stealing	44	7	19	2	33	0	27	1	217	17	340	27	367
Assault	22	0	11	0	6	0	21	0	48	12	108	12	120
Indecent Assault	0	0	0	0	2	0	2	0	7	0	11	0	11
Arson	0	0	7	0	0	0	9	0	21	1	37	1	38
Armed Robbery	2	0	9	0	0	0	2	0	93	0	106	0	106
Breaking & Entry	13	0	2	0	18	0	5	0	27	0	65	0	65
Sedition	0	0	0	0	0	0	0	0	0	0	0	0	0
Debt	0	0	0	0	0	0	0	0	7	1	7	1	8
Affray	0	0	0	0	0	0	0	0	0	0	0	0	0
Abduction	2	0	0	0	0	0	10	0	7	0	19	0	19
Immigration	0	0	0	0	0	0	0	0	1	0	1	0	1
Unlawful Possession	6	0	0	2	2	0	5	0	14	0	27	2	29
Traffic Cases	4	0	0	1	0	0	3	0	8	0	15	1	16
Treason	0	0	0	0	0	0	0	0	0	0	0	0	0
Total	93	7	48	5	61	0	84	1	450	31	736	44	780

Sources: Nigerian Prisons Service, State Headquarters, Uyo

Table 2(f)

**NUMBER OF PRISONS ADMISSION IN AKWA IBOM STATE BY
TYPE OF OFFENCE, SEX AND LOCAL GOVERNMENT AREA, 2012**

TYPE OF OFFENCE	LOCAL GOVERNMENT AREA												
	Abak		Eket		Ikot Abasi		Ikot Ekpene		Uyo		Total		
	M	F	M	F	M	F	M	F	M	F	M	F	MF
Stealing	44	0	148	18	24	0	43	1	186	6	445	25	470
Assault	26	1	54	4	11	0	28	2	35	1	154	8	162
Indecent Assault	0	0	0	0	0	0	21	1	22	0	43	1	44
Arson	2	0	4	0	0	0	11	0	17	0	34	0	34
Armed Robbery	6	0	9	0	1	0	8	0	59	2	83	2	85
Breaking & Entry	5	0	15	0	8	0	13	1	12	1	53	2	55
Sedition	0	0	0	0	0	0	0	0	0	0	0	0	0
Debt	0	0	0	0	0	0	0	0	0	0	0	0	0
Affray	0	0	0	0	0	0	6	0	5	2	11	2	13
Abduction	1	0	2	6	1	0	3	1	2	5	9	12	21
Immigration	0	0	0	0	0	0	0	0	0	0	0	0	0
Unlawful Possession	4	0	9	1	6	0	6	0	32	1	57	2	59
Traffic Cases	5	0	4	1	1	0	6	0	2	0	18	1	19
Treason	0	0	0	0	0	0	0	0	0	0	0	0	0
Total	93	1	245	30	52	0	145	6	372	18	907	55	962

Sources: Nigerian Prisons Service, State Headquarters, Uyo

Table 2(g)

**SUMMARY OF NUMBER OF PRISONS ADMISSION IN AKWA IBOM STATE BY
LOCAL GOVERNMENT AREA AND YEAR**

Local Government Area	YEAR												TOTAL		
	2007		2008		2009		2010		2011		2012				
	M	F	M	F	M	F	M	F	M	F	M	F	M	F	MF
Abak	47	0	79	0	112	0	112	6	93	7	93	1	536	14	550
Eket	83	3	85	4	49	1	45	1	48	5	245	30	555	44	599
Ikot Abasi	134	0	81	0	62	0	69	0	61	0	52	0	459	0	459
Ikot Ekpene	123	6	124	5	92	6	88	4	84	1	145	6	656	28	684
Uyo	365	54	437	48	524	57	508	43	450	31	372	18	2656	251	2907
Total	752	63	806	57	839	64	822	54	736	44	907	55	4862	337	5199

Chart 2(a)

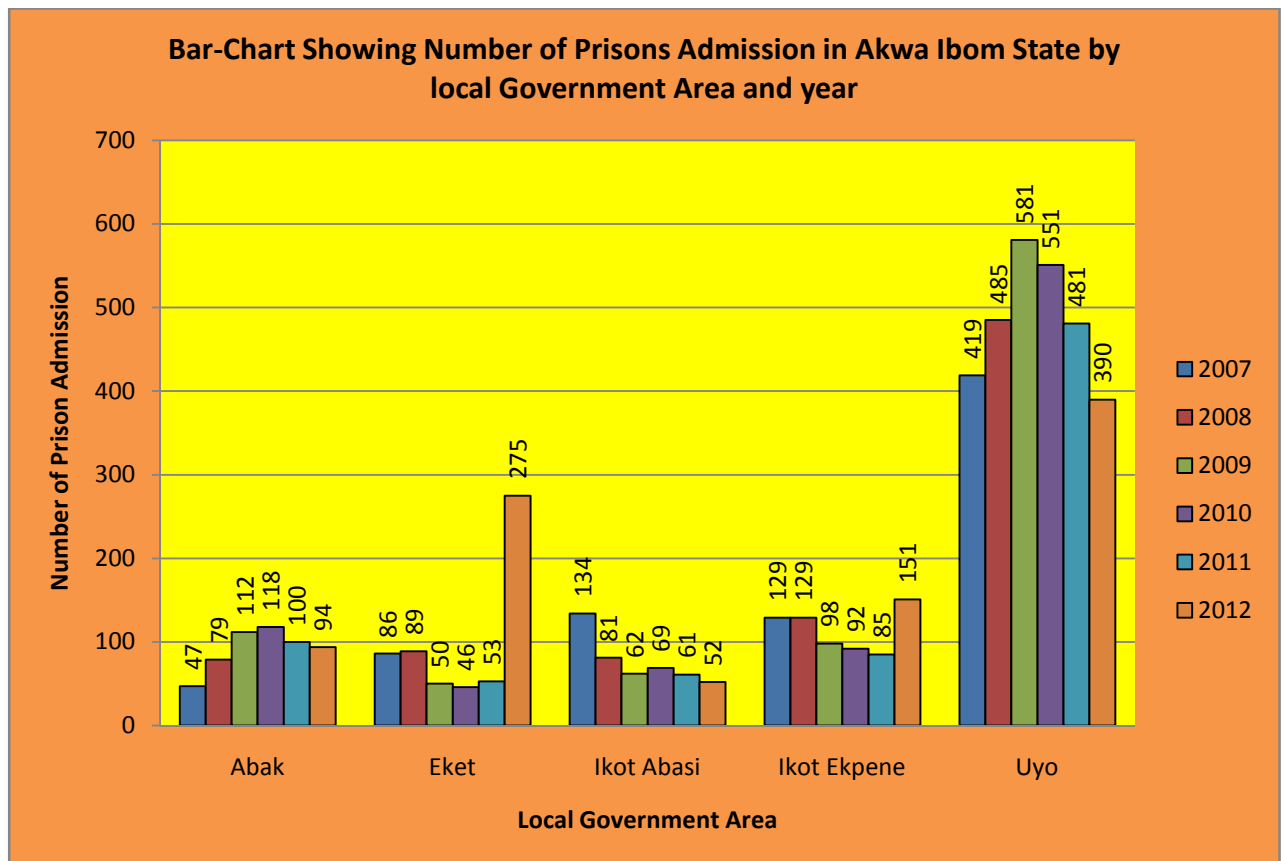
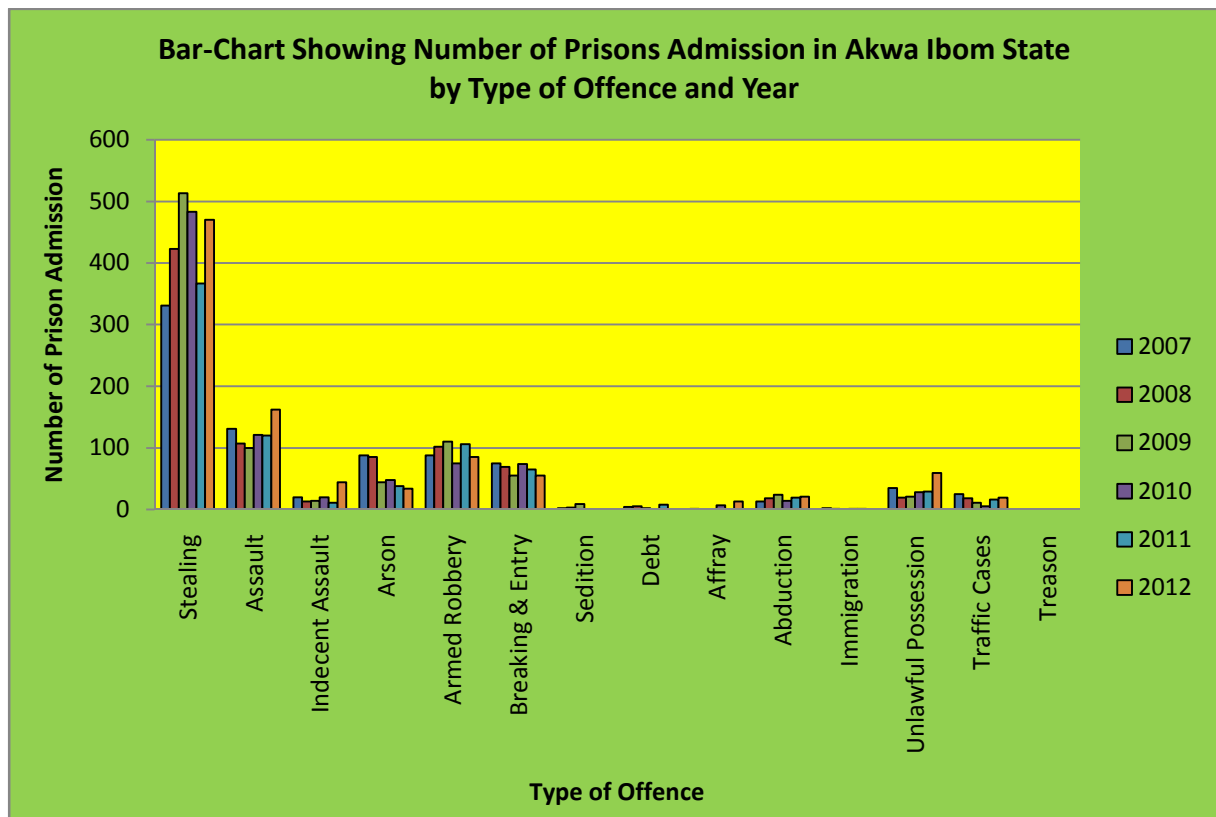


Table 2(h)

**SUMMARY OF NUMBER OF PRISONS ADMISSION IN AKWA IBOM STATE
BY TYPE OF OFFENCE AND YEAR**

TYPE OF OFFENCE	YEAR					
	2007	2008	2009	2010	2011	2012
Stealing	331	423	513	483	367	470
Assault	131	107	100	121	120	162
Indecent Assault	20	13	14	20	11	44
Arson	88	85	44	48	38	34
Armed Robbery	88	102	110	75	106	85
Breaking & Entry	75	69	55	74	65	55
Sedition	2	3	9	0	0	0
Debt	4	5	2	0	8	0
Affray	1	0	0	7	0	13
Abduction	13	18	24	14	19	21
Immigration	2	1	0	1	1	0
Unlawful Possession	35	19	21	28	29	59
Traffic Cases	25	18	11	5	16	19
Treason	0	0	0	0	0	0
Total	815	863	903	876	780	962

Chart 2(b)



SECTION THREE

NUMBER OF COURTS AND CASES IN COURTS

This section presents data on the number of Courts and Cases in Courts. Table 3.1 shows that in year 2012 there were 24 High Courts, 34 Magistrate Courts and 94 District Courts in the State. The summary of Pending Cases from 2007 to 2012 is presented in Table 3(h) It was observed that the number of criminal cases was 343, 388, 405, 410 and 495 in year 2007, 2008, 2009, 2010 and 2011 respectively, although, there was slight decrease in the number of cases in 2012.

Table 3(a)

NUMBER OF COURTS IN AKWA IBOM STATE BY LOCAL GOVERNMENT AREA, 2012

Local Government Area	High Court	Magistrate Court	District Court
Abak	1	2	4
Eastern Obolo	-	-	1
Eket	3	2	2
Esit Eket	-	1	1
Essien Udim	-	1	7
Etim Ekpo	-	1	5
Etinan	1	1	4
Ibesikpo Asutan	-	1	3
Ibiono Ibom	-	1	4
Ibena	-	1	1
Ika	-	-	2
Ikot Abasi	1	1	5
Ikot Ekpene	2	2	2
Ini	-	1	5
Ikono	1	1	4
Itu	1	1	3
Mbo	-	-	1
Mkpat Enin	1	1	4
Nsit Atai	-	1	1
Nsit Ibom	-	1	2
Nsit Ubium	-	1	5
Obot Akara	-	-	3
Okobo	1	1	1
Onna	-	1	2
Oron	1	1	1
Oruk Anam	-	1	7
Udung Uko	-	-	1
Ukanafun	1	1	5
Uruan	-	-	3
Urue Offong/Oruko	-	1	1
Uyo	10	7	4
Total	24	34	94

Source: State Judiciary Headquarters, Uyo.

Table 3(b)

NUMBER OF CASES IN HIGH COURT OF AKWA IBOM STATE BY TYPE, 2007

TYPE OF CASES	OUTSTANDING CASES	FILED CASES	DISPOSED CASES	PENDING CASES
Criminal Cases	352	151	160	343
Civil Cases	2711	929	996	2644
Criminal Appeal	38	15	20	33
Civil Appeal	96	24	34	86
Divorce	69	30	20	79
Miscellaneous	1619	1190	1010	1796
Total	4885	2339	2240	4981

Source: State Judiciary Headquarters, Uyo

Table 3(c)

NUMBER OF CASES IN HIGH COURT OF AKWA IBOM STATE BY TYPE, 2008

TYPE OF CASES	OUTSTANDING CASES	FILED CASES	DISPOSED CASES	PENDING CASES
Criminal Cases	343	191	146	388
Civil Cases	2644	1345	813	3176
Criminal Appeal	33	6	9	30
Civil Appeal	86	23	21	88
Divorce	79	37	29	87
Miscellaneous	1796	1500	974	2322
Total	4981	3102	1992	6091

Source: State Judiciary Headquarters, Uyo

Table 3(d)

NUMBER OF CASES IN HIGH COURT OF AKWA IBOM STATE BY TYPE, 2009

TYPE OF CASES	OUTSTANDING CASES	FILED CASES	DISPOSED CASES	PENDIND CASES
Criminal Cases	388	170	153	405
Civil Cases	3176	1325	1353	3142
Criminal Appeal	30	13	15	28
Civil Appeal	88	52	68	72
Divorce	87	41	45	83
Child Matters	0	0	0	0
Miscellaneous	2322	1814	1530	2606
TOTAL	6091	3415	3164	6336

Source: State Judiciary Headquarters, Uyo

Table 3(e)

NUMBER OF CASES IN HIGH COURT OF AKWA IBOM STATE BY TYPE, 2010

TYPE OF CASES	OUTSTANDING CASES	FILED CASES	DISPOSED CASES	PENDIND CASES
Criminal Cases	405	149	144	410
Civil Cases	3148	829	1085	2892
Criminal Appeal	28	8	12	24
Civil Appeal	72	18	33	57
Divorce	83	24	33	74
Child Matters	0	6	6	0
Miscellaneous	2606	1550	1407	2749
Total	6342	2584	2720	6206

Source: State Judiciary Headquarters, Uyo

Table 3(f)

NUMBER OF CASES IN HIGH COURT OF AKWA IBOM STATE BY TYPE, 2011

TYPE OF CASES	OUTSTANDING CASES	FILED CASES	DISPOSED CASES	PENDING CASES
Criminal Cases	410	233	148	495
Civil Cases	2892	1303	1699	2496
Criminal Appeal	24	3	13	14
Civil Appeal	57	14	33	38
Divorce	74	27	26	75
Child Matters	0	20	11	9
Undefended	0	9	0	9
Miscellaneous	2749	665	1621	1793
Total	6206	2274	3551	4929

Source: State Judiciary Headquarters, Uyo

Table 3(g)

NUMBER OF CASES IN HIGH COURT OF AKWA IBOM STATE BY TYPE, 2012

TYPE OF CASES	OUTSTANDING CASES	FILED CASES	DISPOSED CASES	PENDING CASES
Criminal Cases	495	282	288	489
Civil Cases	2496	1330	1504	2322
Criminal Appeal	14	17	18	13
Civil Appeal	38	29	30	37
Divorce	75	42	63	54
Child Matters	9	43	36	16
Undefended	9	0	9	0
Fundamental Human Right	0	732	347	385
Miscellaneous	1793	690	1417	1066
Total	4929	3165	3712	4382

Source: State Judiciary Headquarters, Uyo

Table 3(h)

**SUMMARY OF NUMBER OF PENDING CASES IN HIGH COURT OF
AKWA IBOM STATE BY TYPE AND YEAR**

TYPE OF CASES	2007	2008	2009	2010	2011	2012
Criminal Cases	343	388	405	410	495	489
Civil Cases	2644	3176	3142	2892	2496	2322
Criminal Appeal	33	30	28	24	14	13
Civil Appeal	86	88	72	57	38	37
Divorce	79	87	83	74	75	54
Child Matters	0	0	0	0	9	16
Undefended	0	0	0	0	9	0
Fundamental Human Right	0	0	0	0	0	1066
Miscellaneous	1796	2322	2606	2749	1793	385
Total	4981	6091	6336	6206	4929	4382

Chart 3(a)

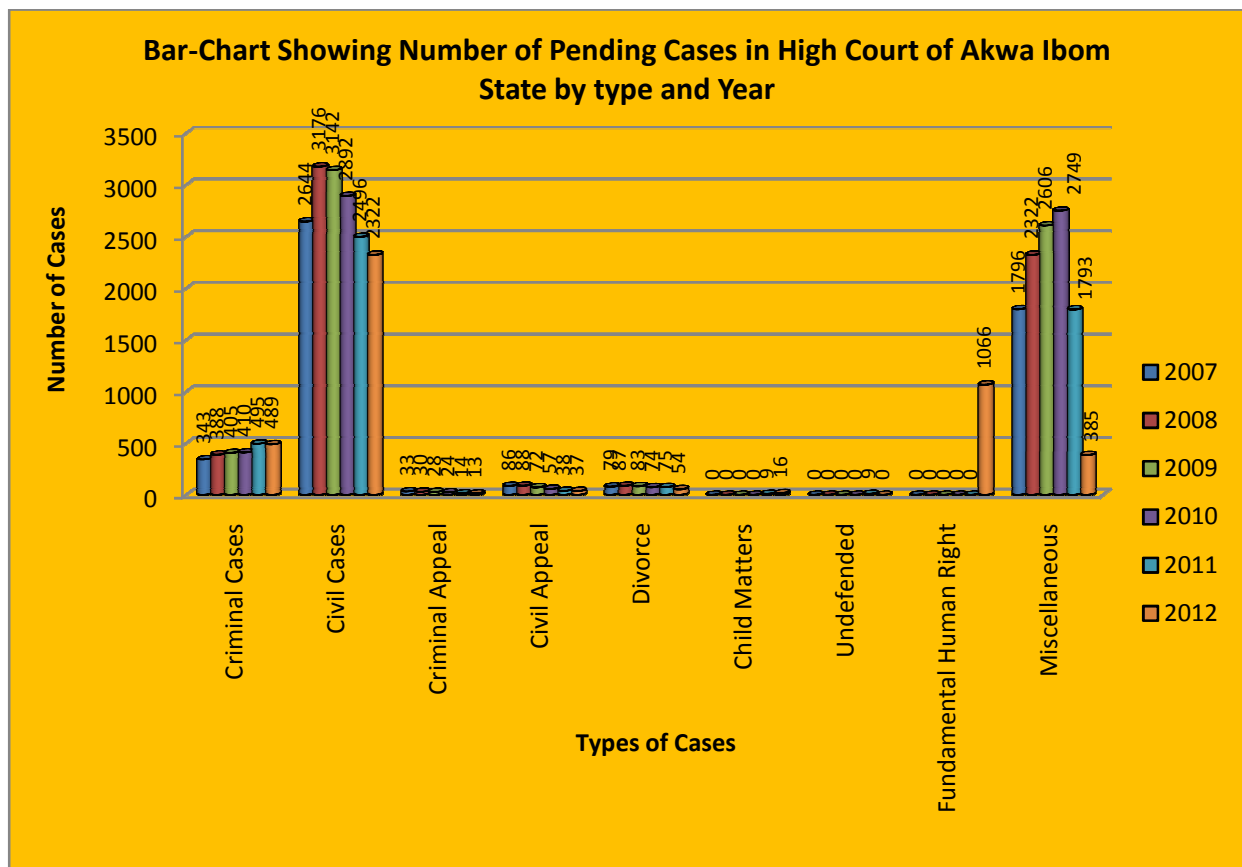


Table 3(i)

NUMBER OF CASES IN MAGISTRATE COURT OF AKWA IBOM STATE BY TYPE, 2007

TYPE OF CASES	OUTSTANDING CASES	FILED CASES	DISPOSED CASES	PENDING CASES
Criminal/Criminal Appeal	8997	2906	2894	9009
Civil /Civil Appeal	1402	127	206	1323
Rent Matter	1423	679	593	1509
Juvenile	23	8	7	24
Miscellaneous	1684	776	765	1695
Total	13529	4496	4465	13560

Source: State Judiciary Headquarters, Uyo

Table 3(j)

NUMBER OF CASES IN MAGISTRATE COURT OF AKWA IBOM STATE BY TYPE, 2008

TYPE OF CASES	OUTSTANDING CASES	FILED CASES	DISPOSED CASES	PENDING CASES
Criminal/Criminal Appeal	9009	1866	1870	9005
Civil /Civil Appeal	1323	224	185	1362
Rent Matter	1509	608	542	1575
Child Matter/Juvenile	24	15	18	21
Miscellaneous	1695	589	619	1665
Total	13560	3302	3234	13628

Source: State Judiciary Headquarters, Uyo

Table 3(k)

NUMBER OF CASES IN MAGISTRATE COURT OF AKWA IBOM STATE BY TYPE, 2009

TYPE OF CASES	OUTSTANDING CASES	FILED CASES	DISPOSED CASES	PENDIND CASES
Criminal/Criminal Appeal	9005	1832	1681	9156
Civil /Civil Appeal	1362	258	224	1396
Rent Matter	1575	607	682	1500
Child Matter/Juvenile	21	11	6	26
Child Adoption	0	37	5	32
Miscellaneous	1665	660	530	1795
Total	13628	3405	3128	13905

Source: State Judiciary Headquarters, Uyo

Table 3(l)

NUMBER OF CASES IN MAGISTRATE COURT OF AKWA IBOM STATE BY TYPE, 2010

TYPE OF CASES	OUTSTANDING CASES	FILED CASES	DISPOSED CASES	PENDIND CASES
Criminal/Criminal Appeal	9156	1804	2668	8292
Civil /Civil Appeal	1396	457	478	1375
Rent Matter	1500	746	582	1664
Child Adoption	32	63	58	37
Child Matters	26	26	14	38
Inquest	0	2	1	1
Miscellaneous	1795	724	615	1904
Total	13905	3822	4416	13311

Source: State Judiciary Headquarters, Uyo

Table 3(m)

NUMBER OF CASES IN MAGISTRATE COURT OF AKWA IBOM STATE BY TYPE, 2011

TYPE OF CASES	OUTSTANDING CASES	FILED CASES	DISPOSED CASES	PENDING CASES
Criminal/Criminal Appeal	8292	1674	3182	6784
Civil /Civil Appeal	1375	478	358	1495
Rent Matter	1664	623	684	1603
Child Adoption	37	55	36	56
Child Matters	38	50	36	52
Inquest	1	1	2	0
Miscellaneous	1904	1788	924	2768
Total	13311	4669	5222	12758

Source: State Judiciary Headquarters, Uyo

Table 3(n)

NUMBER OF CASES IN MAGISTRATE COURT OF AKWA IBOM STATE BY TYPE, 2012

TYPE OF CASES	OUTSTANDING CASES	FILED CASES	DISPOSED CASES	PENDING CASES
Criminal/Criminal Appeal	6784	2576	5928	3432
Civil /Civil Appeal	1495	823	1660	658
Rent Matter	1603	969	2094	478
Child Adoption	56	57	102	11
Inquest	0	4	4	0
Child Matters	52	63	73	42
Miscellaneous	2768	774	2052	1490
Total	12758	5266	11913	6111

Source: State Judiciary Headquarters, Uyo

Table 3(o)

**SUMMARY OF NUMBER OF PENDING CASES IN MAGISTRATE COURT
OF AKWA IBOM STATE BY TYPE AND YEAR**

TYPE OF CASES	YEAR					
	2007	2008	2009	2010	2011	2012
Criminal/Criminal Appeal	9009	9005	9156	8292	6784	3432
Civil /Civil Appeal	1323	1362	1396	1375	1495	658
Rent Matter	1509	1575	1500	1664	1603	478
Juvenile/Child Matters	24	21	26	38	52	42
Child Adoption	0	0	32	37	56	11
Inquest	0	0	0	1	0	0
Miscellaneous	1695	1655	1795	1904	2768	1490
Total	13,560	13,618	13,905	13,311	12,758	6,111

Chart 3(b)

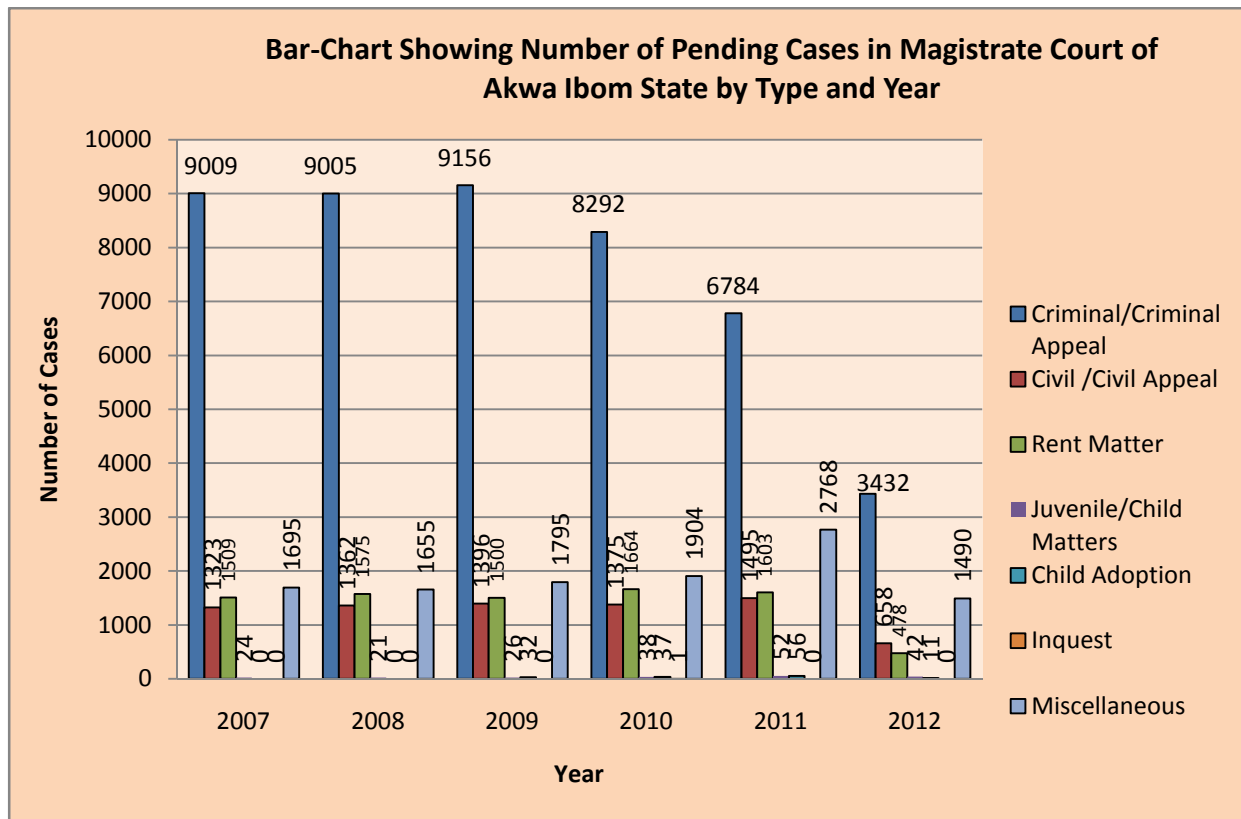


Table 3(p)

**NUMBER OF CASES IN DISTRICT COURTS OF AKWA IBOM STATE
BY LOCAL GOVERNMENT AREA, 2007**

LOCAL GOVERNMENT AREA	LOCATION OF COURT	OUTSTANDING CASES		FILED CASES		DISPOSED CASES		PENDING CASES	
		Criminal	Civil	Criminal	Civil	Criminal	Civil	Criminal	Civil
Abak	Abak	1	202	2	100	2	195	1	107
	Otoro	12	39	14	41	0	43	26	43
	Midim	14	208	11	84	2	52	23	240
	Afaha Obong	14	46	3	75	17	113	0	8
Eket/Ibenu	Eket	73	578	7	58	6	65	74	571
	Oniong Nung Ndem	19	106	1	42	1	50	19	98
	Awa	20	148	1	31	3	14	18	165
	Okon	6	8	12	34	13	31	5	11
	Uquo	32	454	10	48	10	463	32	39
	Ibenu	33	173	11	67	11	87	33	153
Essien Udim	Ukana East	141	229	0	9	69	88	72	150
	Ekpenyong Atai	64	179	8	48	2	29	70	198
	Ukana West	26	155	3	25	9	30	20	150
	Adiasim Ikpe Annang	21	41	0	16	1	13	20	44
	Odoro Ikot	7	96	0	15	0	7	7	104
	Okon	6	4	12	39	13	32	5	11
	Afaha	2	3	11	37	11	37	2	3
Etim Ekpo/Ika	Uruk	0	74	0	20	0	87	0	7
	Ikono	0	3	0	19	0	21	0	1
	Utu Etim Ekpo	1	21	1	27	1	8	1	40
	Obong	15	56	9	74	8	61	16	69
	Iwukem	0	40	0	24	0	58	0	6
	Achan-Ika	5	80	1	78	6	62	0	96
	Ito-Ika	0	65	9	93	8	141	1	17
Etinan	Etinan	0	37	4	116	4	183	0	20
	Ikot Akpan Ntembom	3	61	2	51	2	52	3	60
	Oniong	16	103	5	110	4	105	17	108
	Mbioto	10	62	0	64	0	45	10	81
Ibesikpo Asutan	Northern Ibesikpo	14	102	15	137	6	107	23	132
	Southern Ibesikpo	26	388	3	29	5	25	24	392
	Asutan Ekpe	20	302	20	46	8	23	32	325
Ibiono	Iyere	3	58	4	43	4	80	3	21
	Ono	2	458	4	105	5	293	1	270
	Ikot Obong	3	42	4	35	5	34	2	43
	Southern Ibiono	42	209	5	127	13	119	34	217
Ikono	Ediene Itak	26	133	17	75	20	97	23	111
	Ikono Middle	24	166	22	97	37	92	9	171
	Ndiya	14	18	12	40	12	28	14	30
	Ikono South	21	116	14	55	12	36	23	135
Ikot Abasi/Eastern Obolo	Ikpa Ibekwe	12	175	0	54	0	24	12	205
	Ikpa Nung Asang	0	73	1	53	1	66	0	60
	Ukpum Ete	2	168	3	53	4	77	1	144
	Ukpum Okon	11	56	3	61	7	38	7	79
	Edemaya	34	153	7	58	5	34	36	177
	Okoroete	1	82	1	116	2	195	0	3

Table 3(p)

NUMBER OF CASES IN DISTRICT COURTS OF AKWA IBOM STATE BY LOCAL GOVERNMENT AREA, 2007 (contd.)

LOCAL GOVERNMENT AREA	LOCATION OF COURT	OUTSTANDING CASES		FILED CASES		DISPOSED CASES		PENDING CASES	
		Criminal	Civil	Criminal	Civil	Criminal	Civil	Criminal	Civil
Ikot Ekpene	Ikot Ekpene	259	249	38	79	26	61	271	267
	Amayam	45	169	29	26	26	28	48	167
Ini	Odoro Ikpe	20	62	38	67	39	69	19	60
	Iwere	6	22	17	57	16	65	7	14
	Itumbon Uso	57	144	65	67	94	60	28	151
	Nkari	8	23	4	5	15	8	7	20
	Ikono North	4	111	46	75	41	146	9	40
Itu	Itu/Oma	3	72	2	34	2	62	3	44
	East Itam	3	35	8	107	11	75	0	67
	West Itam	28	194	0	24	26	16	2	202
Mkpat Enin	Ikpa Ibom	1	3	0	21	0	22	1	2
	Ikpa Ikono	25	101	0	40	25	58	0	83
	Ibiaku	27	142	3	20	19	66	11	96
	Ukpum Minya	4	44	2	48	5	36	1	56
Nsit Ubium/Nsit Ibom	Itreto	2	50	6	10	5	47	3	13
	Ubium North	28	227	56	127	18	60	66	294
	Ubium South	3	153	21	88	13	63	11	179
	Ibiakpan Obotim	2	104	12	88	12	96	2	96
	Ndiya	3	5	14	51	17	51	0	5
	Asang	1	15	11	50	11	55	1	10
	Mbiaso	5	93	9	25	1	17	13	101
Obot Akara	Ikot Abia	20	60	4	24	2	19	22	65
	Obot Akara	0	45	15	31	14	46	1	30
	Nto Edino	109	210	11	109	9	97	111	242
Oron	Oron	256	1303	8	141	5	176	259	1268
	Okobo	15	10	28	87	41	93	2	4
	Urue Offong	0	151	2	78	1	162	1	67
	Udung Uko	0	127	6	82	2	45	4	164
	Effiat Mbo	3	12	3	100	5	91	1	21
Oruk Anam	Ikot Ibritam	2	27	0	67	0	51	2	43
	Ibesit	0	11	8	15	4	16	4	10
	Mbiakot	52	71	11	22	10	18	53	75
	Ekparakwa	4	39	14	46	13	28	5	57
	Abak Midim	40	170	10	32	8	23	42	179
	Ibesit Nung Ikot	1	80	1	62	1	62	1	80
	Ikot Okoro	0	14	18	25	17	30	1	9
Ukanafun	Southern Ukanafun	55	593	3	72	31	103	27	562
	Southern Afaha	28	191	22	62	5	118	45	135
	N. Afaha/N. Ukanafun	10	35	17	95	7	46	20	84
	Urua Ekpa Enang	2	15	2	33	2	2	2	46
	Afaha Obong	5	150	6	49	11	82	0	117
Uruan	Nung Ikono Ufok	125	176	98	207	148	320	75	63
	Mbiaya	6	90	1	32	7	30	0	92
	Idu	5	12	4	72	7	59	2	25
Uyo/Nsit Atai	Offot	0	26	3	75	3	47	0	54
	Ikono	8	51	3	41	3	31	8	61
	Oku	96	195	0	15	3	30	93	180
	Etoi	1	198	0	64	0	61	1	201
	Odot (Nsit Atai)	3	102	22	153	23	152	2	103
Total		2176	12152	973	5629	1153	6739	2006	11119

Source: State Judiciary Headquarters, Uyo

Table 3(q)

NUMBER OF CASES IN DISTRICT COURTS OF AKWA IBOM STATE BY LOCAL GOVERNMENT AREA, 2008

LOCAL GOVERNMENT AREA	LOCATION OF COURT	OUTSTANDING CASES		FILED CASES		DISPOSED CASES		PENDING CASES	
		Criminal	Civil	Criminal	Civil	Criminal	Civil	Criminal	Civil
Abak	Abak	1	107	1	90	1	83	1	114
	Otoro	26	43	1	101	14	68	13	76
	Midim	23	240	2	120	0	69	25	291
	Afaha Obong	0	8	1	90	1	83	0	15
Eket/Ibeno	Eket	74	571	9	68	5	60	78	579
	Oniong Nung Ndem	19	98	0	33	0	17	19	114
	Awa	18	165	3	29	3	19	18	175
	Okon	5	11	4	57	5	18	4	50
	Uquo	32	39	4	92	5	49	31	82
	Ibeno	33	153	5	80	19	85	19	148
Essien Udim	Ukana East	72	150	1	13	50	123	23	40
	Ekpenyong Atai	70	198	12	38	4	20	78	216
	Ukana West	20	150	2	13	0	8	22	155
	Adiasim Ikpe Annang	20	44	1	29	1	19	20	54
	Odoro Ikot	7	104	4	22	0	9	11	117
	Okon	5	11	12	54	17	32	0	33
	Afaha	2	3	4	20	4	19	2	4
Etim Ekpo/Ika	Uruk	0	7	0	45	0	13	0	39
	Ikono	0	1	0	32	0	31	0	2
	Utu Etim Ekpo	1	40	1	28	0	6	2	62
	Obong	16	69	4	73	4	61	16	81
	Iwukem	0	6	0	29	0	30	0	5
	Achan-Ika	0	96	0	71	0	40	0	127
	Ito-Ika	1	17	20	148	19	132	2	33
Etinan	Etinan	0	20	5	106	5	90	0	36
	Ikot Akpan Ntembom	3	60	4	57	3	138	4	79
	Oniong	17	108	0	34	17	72	0	70
	Mbioto	10	81	0	22	9	62	1	41
Ibesikpo Asutan	Northern Ibesikpo	23	132	10	124	7	70	26	186
	Southern Ibesikpo	24	392	0	19	0	16	24	395
	Asutan Ekpe	32	325	10	70	18	344	24	51
Ibiono	Iyere	3	21	5	57	2	44	6	34
	Ono	1	270	430	67	2	190	3	147
	Ikot Obong	2	43	2	92	16	50	16	85
	Southern Ibiono	34	217	27	36	1	32	35	221
Ikono	Ediene Itak	23	111	38	71	41	133	9	49
	Ikono Middle	9	171	15	78	28	102	19	147
	Ndiya	14	30	17	84	9	51	20	63
	Ikono South	23	135	0	40	20	45	20	130
Ikot Abasi/Eastern Obolo	Ikpa Ibekwe	12	205	0	34	0	25	12	214
	Ikpa Nung Asang	0	60	0	75	0	54	0	81
	Ukpum Ete	1	144	5	77	4	55	2	166
	Ukpum Okon	7	79	1	48	5	56	3	71
	Edemaya	36	177	20	74	7	65	49	186
	Okoroete	0	3	3	100	2	98	1	5
Ikot Ekpene	Ikot Ekpene	271	267	28	86	11	75	288	278
	Amayam	48	167	27	39	9	22	66	184

Table 3(q)

**NUMBER OF CASES IN DISTRICT COURTS OF AKWA IBOM STATE
BY LOCAL GOVERNMENT AREA, 2008 (contd.)**

LOCAL GOVERNMENT AREA	LOCATION OF COURT	OUTSTANDING CASES		FILED CASES		DISPOSED CASES		PENDING CASES	
		Criminal	Civil	Criminal	Civil	Criminal	Civil	Criminal	Civil
Ini	Odoro Ikpe	19	60	40	57	26	52	33	65
	Iwere	7	14	8	32	11	31	4	15
	Itumbon Uso	28	151	104	88	65	64	67	175
	Nkari	7	20	4	9	1	0	10	29
	Ikono North	9	40	56	82	43	73	22	49
Itu	Itu/Oma	3	44	0	29	0	36	3	37
	East Itam	0	67	7	41	7	29	0	79
	West Itam	2	202	1	32	1	232	2	1
Mkpat Enin	Ikpa Ibom	1	2	0	19	0	16	1	5
	Ikpa Ikono	0	83	1	26	1	53	0	56
	Ibiaku	11	96	5	46	12	60	4	82
	Ukpum Minya	1	56	8	51	4	25	5	28
Nsit Ubium/Nsit Ibom	Itreto	3	13	4	35	1	24	6	24
	Ubium North	66	294	86	202	26	62	126	434
	Ubium South	11	179	27	119	17	95	21	203
	Ibiakpan Obotim	2	96	1	64	1	40	2	120
	Ndiya	0	5	8	48	7	38	1	15
	Asang	1	10	7	36	6	38	2	8
	Mbiaso	13	101	4	19	13	58	4	62
Obot Akara	Ikot Abia	22	65	2	25	1	16	23	74
	Obot Akara	1	30	15	33	12	17	4	46
	Nto Edino	111	242	12	49	4	19	119	272
Oron	Oron	259	1,268	7	129	118	195	148	1,202
	Okobo	2	4	33	85	30	73	5	16
	Urue Offong	1	67	6	72	1	16	6	123
	Udung Uko	4	164	5	72	7	34	2	202
	Effiat Mbo	1	21	0	71	0	61	1	31
Oruk Anam	Ikot Ibritam	2	43	3	38	2	19	3	62
	Ibesit	4	10	0	51	0	21	4	40
	Mbiakot	53	75	4	41	1	34	56	82
	Ekparakwa	5	57	10	59	11	41	4	75
	Abak Midim	42	179	1	28	4	26	39	181
	Ibesit Nung Ikot	1	80	0	51	1	65	0	66
	Ikot Okoro	1	9	9	42	1	40	9	11
Ukanafun	Southern Ukanafun	27	562	1	53	10	105	18	510
	Southern Afaha	45	135	4	45	10	95	39	85
	N. Afaha/N. Ukanafun	20	84	9	69	3	46	26	107
	Urua Ekpa Enang	2	46	3	41	4	34	1	53
	Afaha Obong	0	117	3	53	2	39	1	131
Uruan	Nung Ikono Ufok	75	63	107	178	82	169	100	72
	Mbiaya	0	92	2	33	0	21	2	104
	Idu	2	25	7	55	6	55	3	25
Uyo/Nsit Atai	Offot	0	54	2	48	1	82	1	20
	Ikono	8	61	0	60	0	31	8	90
	Oku	93	180	1	12	5	17	89	175
	Etoi	1	201	1	80	1	51	1	230
	Odot (Nsit Atai)	2	103	7	113	8	91	1	125
Total		2,006	11,119	1,363	5,586	935	5,522	2,038	11,228

Source: State Judiciary Headquarters, Uyo

Table 3(r)

**NUMBER OF CASES IN DISTRICT COURTS OF AKWA
IBOM STATE BY LOCAL GOVERNMENT AREA, 2009**

LOCAL GOVERNMENT AREA	LOCATION OF COURT	OUTSTANDING CASES		FILED CASES		DISPOSED CASES		PENDING CASES	
		Criminal	Civil	Criminal	Civil	Criminal	Civil	Criminal	Civil
Abak	Abak	1	114	3	57	2	76	2	95
	Otoro	13	76	2	66	2	129	13	13
	Midim	25	291	19	105	19	76	25	320
	Afaha Obong	0	15	2	31	0	19	2	27
Eket/Ibeno	Eket	78	579	4	70	1	62	81	587
	Oniong Nung Ndem	19	114	3	40	1	31	21	123
	Awa	18	175	3	43	2	36	19	182
	Okon	4	50	3	55	3	33	4	72
	Uquo	31	82	7	81	24	108	14	55
	Ibeno	19	148	3	118	22	150	0	116
Essien Udum	Ukana East	23	40	4	13	3	8	24	45
	Ekpenyong Atai	78	216	4	20	4	7	78	229
	Ukana West	22	155	3	23	0	14	25	164
	Adiasim Ikpe Annang	20	54	1	30	1	22	20	62
	Odoro Ikot	11	117	1	16	0	7	12	126
	Okon	0	33	6	19	5	31	1	21
	Afaha	2	4	2	44	3	34	1	14
Etim Ekpo/Ika	Uruk	0	39	0	25	0	40	0	24
	Ikono	0	2	0	31	0	26	0	7
	Utu Etim Ekpo	2	62	2	27	0	4	4	85
	Obong	16	81	3	75	3	58	16	98
	Iwukem	0	5	0	40	0	40	0	5
	Achan-Ika	0	127	0	64	0	38	0	153
	Ito-Ika	2	33	15	256	15	206	2	83
Etinan	Etinan	0	36	3	38	3	85	0	39
	Ikot Akpan								
	Ntembom	4	79	4	39	4	30	4	88
	Oniong	0	70	3	55	3	77	0	48
	Mbioto	1	41	24	35	18	18	7	58
Ibesikpo Asutan	Northern Ibesikpo	26	186	10	112	10	81	26	217
	Southern Ibesikpo	24	395	5	43	4	59	25	379
	Asutan Ekpe	24	51	15	87	16	111	23	27
Ibiono	Iyere	6	34	5	139	0	153	11	20
	Ono	3	147	3	89	1	133	5	103
	Ikot Obong	16	85	17	68	20	46	13	107
	Southern Ibiono	35	221	9	77	6	51	38	247
Ikono	Ediene Itak	9	49	31	85	14	50	26	84
	Ikono Middle	19	147	33	116	22	100	30	163
	Ndiya	20	63	30	69	15	27	35	105
	Ikono South	20	130	26	62	39	112	7	80
Ikot Abasi/Eastern Obolo	Ikpa Ibekwe	12	214	10	73	2	56	20	231
	Ikpa Nung Asang	0	81	0	123	0	78	0	126
	Ukpum Ete	2	166	6	75	2	89	6	150
	Ukpum Okon	3	71	1	16	0	48	4	39
	Edemaya	49	186	36	77	23	65	62	198
	Okoroete	1	5	1	93	2	93	0	5
Ikot Ekpene	Ikot Ekpene	288	278	20	148	87	105	221	321
	Amayam	66	184	31	80	21	48	76	216

Table 3(r)

**NUMBER OF CASES IN DISTRICT COURTS OF AKWA
IBOM STATE BY LOCAL GOVERNMENT AREA, 2009 (contd.)**

LOCAL GOVERNMENT AREA	LOCATION OF COURT	OUTSTANDING CASES		FILED CASES		DISPOSED CASES		PENDING CASES	
		Criminal	Civil	Criminal	Civil	Criminal	Civil	Criminal	Civil
Ini	Odoro Ikpe	33	65	34	46	33	52	34	59
	Iwere	4	15	14	26	14	33	4	8
	Itumbon Uso	67	175	92	81	82	118	77	138
	Nkari	10	29	7	9	4	9	13	29
	Ikono North	22	49	38	79	32	57	28	71
Itu	Itu/Oma	3	37	1	8	1	10	3	35
	East Itam	0	79	44	62	40	72	4	69
	West Itam	2	1	5	57	4	19	3	39
Mkpat Enin	Ikpa Ibom	1	5	0	18	0	14	1	9
	Ikpa Ikono	0	56	0	53	0	78	0	31
	Ibiaku	4	82	2	28	3	41	3	69
	Ukpum Minya	5	82	5	77	8	35	2	124
Nsit Ubium/Nsit Ibom	Itreto	6	24	9	38	8	29	7	33
	Ubium North	126	434	69	135	7	71	188	498
	Ubium South	21	203	18	111	23	79	16	235
	Ibiakpan Obotim	2	120	0	53	0	58	2	115
	Ndiya	1	15	0	65	1	47	0	33
	Asang	2	8	12	51	13	55	1	4
	Mbiaso	4	62	23	52	27	111	0	3
Obot Akara	Ikot Abia	23	74	2	20	23	89	2	5
	Obot Akara	4	46	0	20	1	12	3	54
	Nto Edino	119	272	5	78	120	264	4	86
Oron	Oron	148	1202	2	164	149	382	1	984
	Okobo	5	16	12	96	3	64	14	48
	Urue Offong	6	123	3	77	6	74	3	126
	Udung Uko	2	202	10	55	10	71	2	186
	Effiat Mbo	1	31	7	73	5	77	3	27
Oruk Anam	Ikot Ibritam	3	62	3	59	2	30	4	91
	Ibesit	4	40	4	15	6	40	2	15
	Mbiakot	56	82	3	62	1	50	58	94
	Ekparakwa	4	75	5	53	4	67	5	61
	Abak Midim	39	181	7	66	0	42	46	205
	Ibesit Nung Ikot	0	66	0	58	0	54	0	70
	Ikot Okoro	9	11	2	20	11	16	0	15
Ukanafun	Southern Ukanafun	18	510	4	49	9	426	13	133
	Southern Afaha	39	85	12	80	1	11	50	54
	N. Afaha/N. Ukanafun	26	107	10	64	7	42	29	129
	Urua Ekpa Enang	1	53	0	35	1	45	0	43
	Afaha Obong	1	131	2	46	1	37	2	140
Uruan	Nung Ikono Ufok	100	72	104	176	89	137	115	111
	Mbiaya	2	104	7	49	7	116	2	37
	Idu	3	25	5	56	5	7	3	74
Uyo/Nsit Atai	Offot	1	20	3	95	3	85	1	30
	Ikono	8	90	1	76	5	35	4	121
	Oku	89	175	3	13	35	52	57	136
	Etoi	1	230	19	85	12	39	8	276
	Odot (Nsit Atai)	1	125	11	99	12	102	100	122
Total		2038	11282	1032	6036	1250	6424	1920	10832

Source: State Judiciary Headquarters, Uyo

Table 3(s)

NUMBER OF CASES IN DISTRICT COURTS OF AKWA IBOM STATE BY LOCAL GOVERNMENT AREA, 2010

LOCAL GOVERNMENT AREA	LOCATION OF COURT	OUTSTANDING CASES		FILED CASES		DISPOSED CASES		PENDING CASES	
		Criminal	Civil	Criminal	Civil	Criminal	Civil	Criminal	Civil
Abak	Abak	2	95	1	93	1	110	2	78
	Otoro	13	13	1	60	18	70	15	3
	Midim	25	320	4	105	15	85	14	310
	Afaha Obong	2	27	0	72	0	26	2	73
Eket/Ibenu	Eket	81	587	9	94	87	537	3	144
	Oniong Nung Ndem	21	123	3	42	3	33	21	132
	Awa	19	182	8	33	27	117	0	98
	Okon	4	72	3	88	3	64	4	96
	Uquo	14	55	10	83	14	81	10	57
	Ibenu	0	116	1	118	1	1	0	233
Essien Udim	Ukana East	24	45	7	16	2	7	29	54
	Ekpenyong Atai	78	229	2	21	1	39	79	211
	Ukana West	28	164	0	35	19	187	6	12
	Adiasim Ikpe Annang	20	62	6	40	6	29	20	73
	Odoro Ikot	12	126	0	12	7	30	5	108
	Okon	1	21	12	25	11	28	2	10
	Afaha	1	14	8	49	6	45	3	18
Etim Ekpo/Ika	Uruk	0	24	0	36	0	54	0	6
	Ikono	0	7	0	59	0	47	0	19
	Utu Etim Ekpo	4	85	5	35	8	120	1	0
	Obong	16	98	10	77	23	145	3	30
	Iwukem	0	5	0	54	0	56	0	3
	Achan-Ika	0	153	5	158	5	205	0	106
	Ito-Ika	0	83	1	244	1	278	0	49
Etinan	Etinan	0	39	0	61	0	72	0	28
	Ikot Akpan Ntombom	4	88	1	32	30	70	2	50
	Oniong	0	48	13	68	12	80	1	36
	Mbioto	7	58	0	30	5	73	2	15
Ibesikpo Asutan	Northern Ibesikpo	26	217	9	86	34	243	1	60
	Southern Ibesikpo	25	379	4	57	29	423	0	13
	Asutan Ekpe	23	27	11	4	32	27	2	4
Ibiono	Iyere	11	20	33	63	27	55	17	28
	Ono	5	103	7	104	10	148	2	59
	Ikot Obong	13	107	22	22	20	126	15	3
	Southern Ibiono	38	247	46	72	4	67	80	252
Ikono	Ediene Itak	26	84	12	80	7	106	31	58
	Ikono Middle	30	163	168	122	60	260	138	25
	Ndiya	35	105	6	99	27	109	14	95
	Ikono South	7	80	18	70	21	126	4	24
Ikot Abasi/Eastern Obolo	Ikpa Ibekwe	20	231	2	84	2	33	20	282
	Ikpa Nung Asang	0	126	1	170	1	291	0	5
	Ukpum Ete	6	150	59	80	60	65	5	165
	Ukpum Okon	4	39	1	12	0	12	5	39
	Edemaya	62	198	17	92	13	155	66	135
	Okoroete	0	5	4	82	4	75	0	12
Ikot Ekpene	Ikot Ekpene	221	321	14	115	204	387	31	49
	Amayam	76	216	13	31	89	246	0	1

Table 3(s)

NUMBER OF CASES IN DISTRICT COURTS OF AKWA IBOM STATE BY LOCAL GOVERNMENT AREA, 2010 (contd.)

LOCAL GOVERNMENT AREA	LOCATION OF COURT	OUTSTANDING CASES		FILED CASES		DISPOSED CASES		PENDING CASES	
		Criminal	Civil	Criminal	Civil	Criminal	Civil	Criminal	Civil
Ini	Odoro Ikpe	34	59	18	34	28	39	24	54
	Iwere	4	8	6	15	9	20	1	3
	Itumbon Uso	77	138	125	85	172	189	30	34
	Nkari	13	29	20	16	19	38	7	5
	Ikono North	28	71	31	62	12	62	47	71
Itu	Itu/Oma	3	35	3	30	2	50	4	15
	East Itam	4	69	24	40	23	104	5	5
	West Itam	3	39	5	41	8	76	0	4
Mkpat Enin	Ikpa Ibom	1	9	11	47	11	46	1	10
	Ikpa Ikono	0	31	1	30	1	58	0	3
	Ibiaku	3	69	4	28	3	49	4	48
	Ukpum Minya	2	124	8	92	67	115	4	101
Nsit Ubium/Nsit Ibom	Itreto	7	33	5	25	7	50	5	8
	Ubium North	188	498	110	163	254	617	44	44
	Ubium South	16	235	43	114	38	117	21	232
	Ibiakpan Obotim	2	115	9	51	9	51	2	115
	Ndiya	0	33	0	44	0	67	0	10
	Asang	1	4	1	72	1	60	1	16
	Mbiaso	0	3	6	111	58	108	2	6
Obot Akara	Ikot Abia	2	5	7	19	6	18	3	6
	Obot Akara	3	54	24	33	27	83	0	4
	Nto Edino	4	86	16	48	5	34	15	100
Oron	Oron	1	984	5	149	5	1111	1	22
	Okobo	14	48	16	115	26	136	4	27
	Urue Offong	3	126	10	71	14	171	1	26
	Udung Uko	2	186	5	61	6	148	1	99
	Effiat Mbo	3	27	1	61	2	62	2	26
Oruk Anam	Ikot Ibritam	4	91	36	45	36	33	4	103
	Ibesit	2	15	1	29	2	15	1	29
	Mbiakot	58	94	4	41	1	35	61	100
	Eparakwa	5	61	3	22	4	37	4	46
	Abak Midim	46	205	4	67	40	220	10	52
	Ibesit Nung Ikot	0	70	3	32	3	33	0	69
Ukanafun	Ikot Okoro	0	15	7	48	6	48	1	15
	Southern Ukanafun	13	133	11	71	24	147	0	57
	Southern Afaha	50	54	10	96	52	118	8	32
	N. Afaha/N. Ukanafun	29	129	14	80	39	176	4	21
	Urua Ekpa Enang	0	43	3	68	1	100	0	11
Uruan	Afaha Obo	2	140	3	69	2	57	3	152
	Nung Ikono Ufok	115	111	107	242	202	294	20	59
	Mbiaya	2	37	7	36	9	69	0	4
Uyo/Nsit Atai	Idu	3	74	4	53	6	99	1	28
	Offot	1	30	4	97	5	118	0	9
	Ikono	4	121	2	89	1	146	5	64
	Oku	57	136	0	9	57	123	0	22
	Etoi	8	276	11	97	19	350	0	23
Total	Odot (Nsit Atai)	100	122	19	80	116	191	3	11
		1921	10832	1324	6313	2387	11731	1009	5362

Source: State Judiciary Headquarters, Uyo

Table 3(t)

**NUMBER OF CASES IN DISTRICT COURTS OF AKWA
IBOM STATE BY LOCAL GOVERNMENT AREA, 2011**

LOCAL GOVERNMENT AREA	LOCATION OF COURT	OUTSTANDING CASES		FILED CASES		DISPOSED CASES		PENDING CASES	
		Criminal	Civil	Criminal	Civil	Criminal	Civil	Criminal	Civil
Abak	Abak	2	78	4	66	3	112	3	32
	Otoro	15	3	12	45	27	21	0	27
	Midim	14	310	0	131	14	349	0	122
	Afaha Obong	2	73	1	36	3	88	0	21
Eket/Ibena	Eket	3	144	1	100	0	154	4	90
	Oniong Nung Ndem	21	132	6	19	16	49	11	102
	Awa	0	98	3	28	3	121	0	5
	Okon	4	96	0	33	0	10	7	43
	Uquo	10	57	8	86	4	95	14	48
	Ibena	0	233	1	96	1	282	0	47
	Essien Udim	Ukana East	29	54	5	8	10	19	24
	Ekpenyong Atai	79	211	1	4	76	167	4	48
	Ukana West	6	12	0	3	6	0	0	15
	Adiasim Ikpe Annang	20	73	0	24	9	60	11	37
	Odoro Ikot	5	108	2	11	5	99	2	20
	Okon	2	10	3	24	2	36	3	6
	Afaha	3	18	0	36	3	23	0	31
Etim Ekpo/Ika	Uruk	0	6	0	30	0	20	0	16
	Ikono	0	19	0	86	0	57	0	48
	Utu Etim Ekpo	1	0	0	39	0	12	1	27
	Obong	3	30	2	40	0	50	5	20
	Iwukem	0	3	0	11	0	12	0	2
	Achan-Ika	0	106	0	109	0	183	0	32
	Ito-Ika	0	49	1	135	1	131	0	53
Etinan	Etinan	0	28	0	29	0	21	0	36
	Ikot Akpan Ntembom	2	50	0	58	2	6	0	102
	Oniong	1	36	2	45	2	33	1	48
	Mbioto	2	15	0	14	2	15	0	14
Ibesikpo Asutan	Northern Ibesikpo	1	60	9	55	7	24	3	91
	Southern Ibesikpo	0	13	2	50	2	49	0	14
	Asutan Ekpe	2	4	0	25	0	23	0	6
Ibiono	Iyere	17	28	3	24	5	11	15	41
	Ono	2	59	7	32	4	42	5	49
	Ikot Obong	15	3	9	14	18	2	6	15
	Southern Ibiono	80	252	13	24	70	219	23	57
Ikono	Ediene Itak	31	58	6	48	6	16	31	90
	Ikono Middle	138	25	23	91	143	56	18	60
	Ndiya	14	95	5	24	13	85	6	34
	Ikono South	4	24	17	53	4	37	17	40
Ikot Abasi/Eastern Obolo	Ikpa Ibekwe	20	282	3	77	2	17	21	342
	Ikpa Nung Asang	0	5	2	54	0	57	2	2
	Ukpum Ete	5	165	4	60	2	36	7	189
	Ukpum Okon	5	39	0	22	0	10	5	51
	Edemaya	66	135	13	85	18	67	61	153
	Okoroete	0	12	12	109	8	82	4	39
Ikot Ekpene	Ikot Ekpene	31	49	2	93	27	63	6	79
	Amayam	0	1	32	57	32	45	0	13

Table 3(t)

**NUMBER OF CASES IN DISTRICT COURTS OF AKWA
IBOM STATE BY LOCAL GOVERNMENT AREA, 2011 (contd.)**

LOCAL GOVERNMENT AREA	LOCATION OF COURT	OUTSTANDING CASES		FILED CASES		DISPOSED CASES		PENDING CASES	
		Criminal	Civil	Criminal	Civil	Criminal	Civil	Criminal	Civil
Ini	Odoro Ikpe	24	54	20	25	24	33	20	46
	Iwere	1	3	7	15	5	12	3	6
	Itumbon Uso	30	34	77	60	73	61	34	33
	Nkari	7	5	1	2	1	0	7	7
	Ikono North	47	71	23	44	34	66	36	49
Itu	Itu/Oma	4	15	3	3	5	9	2	9
	East Itam	5	5	17	63	19	49	3	19
	West Itam	0	4	1	31	1	14	0	21
Mkpat Enin	Ikpa Ibom	1	10	3	18	0	8	4	20
	Ikpa Ikono	0	3	1	36	1	19	0	20
	Ibiaku	4	48	6	35	5	63	5	20
	Ukpum Minya	4	101	6	45	7	21	3	125
Nsit Ubium/Nsit Ibom	Itreto	5	8	2	15	6	11	1	12
	Ubium North	44	44	20	76	30	51	34	69
	Ubium South	21	232	23	72	8	119	36	185
	Ibiakpan Obotim	2	115	2	9	3	102	1	22
	Ndiya	0	10	0	25	0	19	0	16
	Asang	1	16	5	64	4	42	2	38
	Mbiaso	2	6	3	17	5	6	0	17
Obot Akara	Ikot Abia	3	6	2	20	2	23	3	3
	Obot Akara	0	4	3	21	1	14	2	11
	Nto Edino	15	100	7	31	5	12	17	119
Oron	Oron	1	22	4	84	5	42	0	64
	Okobo	4	27	5	73	0	21	9	79
	Urue Offong	1	26	2	62	0	31	3	57
	Udung Uko	1	99	1	47	1	65	1	81
	Effiat Mbo	2	26	0	46	0	34	2	38
Oruk Anam	Ikot Ibritam	4	103	0	49	1	72	3	80
	Ibesit	1	29	17	27	3	7	15	49
	Mbiakot	61	100	3	27	1	104	3	23
	Ekparakwa	4	46	2	32	3	61	3	17
	Abak Midim	10	52	0	26	3	18	5	60
	Ibesit Nung Ikot	0	69	0	23	0	26	0	66
	Ikot Okoro	1	15	2	31	3	46	0	0
Ukanafun	Southern Ukanafun	0	57	2	59	1	46	1	21
	Southern Afaha	8	32	1	25	0	95	9	32
	N. Afaha/N. Ukanafun	4	21	5	62	6	63	3	20
	Urua Ekpa Enang	0	11	2	40	0	10	2	41
	Afaha Obong	3	152	3	33	0	90	6	95
Uruan	Nung Ikono Ufok	20	59	55	158	34	113	41	102
	Mbiaya	0	4	1	14	0	5	1	13
	Idu	1	28	2	48	3	33	0	43
Uyo/Nsit Atai	Offot	0	9	0	77	0	48	0	38
	Ikono	5	64	23	40	17	10	11	94
	Oku	0	22	0	14	0	11	0	25
	Etoi	0	23	1	66	0	20	1	66
	Odot (Nsit Atai)	3	11	8	49	11	39	0	21
TOTAL		1009	5362	585	4282	881	5030	652	4592

Source: State Judiciary Headquarters, Uyo

Table 3(u)

**NUMBER OF CASES IN DISTRICT COURTS OF
AKWA IBOM STATE BY LOCAL GOVERNMENT AREA, 2012**

LOCAL GOVERNMENT AREA	LOCATION OF COURT	OUTSTANDING CASES		FILED CASES		DISPOSED CASES		PENDING CASES	
		Criminal	Civil	Criminal	Civil	Criminal	Civil	Criminal	Civil
Abak	Abak	3	32	8	67	11	90	0	9
	Otoro	0	27	4	106	4	93	0	40
	Midim	0	122	8	97	8	194	0	25
	Afaha Obong	0	21	1	74	1	75	0	20
Eket/Ibenu	Eket	4	90	4	85	8	102	0	73
	Oniong Nung Ndem	11	102	21	61	24	132	8	31
	Awa	0	5	8	27	7	31	1	1
	Okon	7	43	0	73	0	32	7	84
	Uquo	14	48	20	167	17	142	17	73
	Ibenu	0	47	0	106	0	96	0	57
Essien Udim	Ukana East	24	43	1	6	0	24	11	25
	Ekpenyong Atai	4	48	2	24	0	9	6	63
	Ukana West	0	15	3	39	3	26	0	28
	Adiasim Ikpe Annang	11	37	1	25	1	28	11	34
	Odoro Ikot	2	20	2	22	1	7	3	35
	Okon	3	6	3	20	6	23	0	3
	Afaha	0	31	8	61	4	61	4	31
Etim Ekpo/Ika	Uruk	0	16	0	68	0	24	0	44
	Ikono	0	48	1	99	0	73	1	26
	Utu Etim Ekpo	1	27	0	72	1	63	0	9
	Obong	5	20	6	79	3	50	8	29
	Iwukem	0	2	0	37	0	33	0	4
	Achan-Ika	0	32	4	142	4	108	0	34
	Ito-Ika	0	53	3	323	3	282	0	41
Etinan	Etinan	0	36	0	35	0	43	0	28
	Ikot Akpan Ntembom	0	102	1	47	1	111	0	38
	Oniong	1	48	2	81	3	118	0	11
	Mbioto	0	14	3	25	3	3	0	7
Ibesikpo Asutan	Northern Ibesikpo	3	91	10	107	11	138	2	60
	Southern Ibesikpo	0	14	5	159	3	91	2	82
	Asutan Ekpe	0	6	6	87	5	50	1	43
Ibiono	Iyere	15	41	13	47	18	54	10	36
	Ono	5	49	9	70	9	54	5	65
	Ikot Obong	6	15	29	69	15	67	20	17
	Southern Ibiono	23	57	5	26	16	36	12	47
Ikono	Ediene Itak	31	90	6	72	4	63	33	99
	Ikono Middle	18	60	36	148	28	156	26	52
	Ndiya	6	34	4	43	4	65	6	12
	Ikono South	17	40	17	59	32	65	2	34
Ikot Abasi/Eastern Obolo	Ikpa Ibekwe	21	342	12	113	20	345	13	11
	Ikpa Nung Asang	2	2	0	126	2	55	0	73
	Ukpum Ete	7	189	2	52	7	196	2	45
	Ukpum Okon	5	51	1	93	4	70	2	74
	Edemaya	61	153	33	154	72	209	22	98
	Okoroete	4	39	7	77	10	99	1	17
Ikot Ekpene	Ikot Ekpene	6	79	9	73	9	86	6	66
	Amayam	0	13	15	37	11	34	14	16

Table 3(u)

**NUMBER OF CASES IN DISTRICT COURTS OF
AKWA IBOM STATE BY LOCAL GOVERNMENT AREA, 2012 (contd.)**

LOCAL GOVERNMENT AREA	LOCATION OF COURT	OUTSTANDING CASES		FILED CASES		DISPOSED CASES		PENDING CASES	
		Criminal	Civil	Criminal	Civil	Criminal	Civil	Criminal	Civil
Ini	Odoro Ikpe	20	46	34	50	44	74	10	22
	Iwere	3	6	47	59	35	56	15	9
	Itumbon Uso	34	33	115	86	119	105	30	14
	Nkari	7	7	0	0	0	0	7	7
	Ikono North	36	49	26	94	51	126	11	17
Itu	Itu/Oma	2	9	2	7	4	11	0	5
	East Itam	3	19	13	39	15	42	1	16
	West Itam	0	21	4	45	2	20	2	46
Mkpat Enin	Ikpa Ibom	4	20	1	38	3	46	2	12
	Ikpa Ikono	0	20	2	47	1	54	1	13
	Ibiaku	5	20	4	43	6	40	3	23
	Ukpum Minya	3	125	19	45	20	148	2	22
Nsit Ubium/Nsit Ibom	Itreto	1	12	17	22	15	25	3	34
	Ubium North	34	69	21	133	14	17	41	185
	Ubium South	36	185	17	101	21	56	32	230
	Ibiakpan Obotim	1	22	5	44	5	32	1	34
	Ndiya	0	16	0	36	0	33	0	19
	Asang	2	38	18	66	17	88	3	16
	Mbiaso	0	17	4	37	4	37	1	17
Obot Akara	Ikot Abia	3	3	3	33	6	31	0	5
	Obot Akara	2	11	5	33	6	37	0	7
	Nto Edino	17	119	13	43	22	149	8	13
Oron	Oron	0	64	3	102	3	81	0	85
	Okobo	9	79	7	95	12	91	4	83
	Urue Offong	3	57	4	44	0	12	7	89
	Udung Uko	1	81	1	53	2	117	0	17
	Effiat Mbo	2	38	5	113	7	73	0	78
Oruk Anam	Ikot Ibritam	3	80	0	43	0	69	3	54
	Ibesit	15	49	0	12	1	11	14	50
	Mbiakot	3	23	8	52	2	37	9	38
	Ekparakwa	3	17	7	51	5	51	5	17
	Abak Midim	5	60	5	88	7	53	3	95
	Ibesit Nung Ikot	0	66	0	49	0	34	0	81
	Ikot Okoro	0	0	9	50	7	35	2	15
Ukanafun	Southern Ukanafun	1	21	7	130	6	121	2	30
	Southern Afaha	9	32	8	84	14	81	3	35
	N. Afaha/N. Ukanafun	3	20	4	68	7	76	0	12
	Urua Ekpa Enang	2	41	0	52	0	11	2	82
	Afaha Obong	6	95	2	46	6	70	2	71
Uruan	Nung Ikono Ufok	41	102	105	293	42	161	104	234
	Mbiaya	1	13	0	21	0	14	1	19
	Idu	0	43	7	121	6	83	1	81
Uyo/Nsit Atai	Offot	0	38	2	57	1	1	2	94
	Ikono	11	94	3	52	14	13	0	133
	Oku	0	25	2	17	1	17	1	25
	Etoi	1	66	1	131	1	128	1	69
	Odor (Nsit Atai)	0	21	13	113	12	61	1	73
TOTAL		652	4592	906	6718	959	6734	596	4375

Source: State Judiciary Headquarters, Uyo

Table 3(v)

SUMMARY OF NUMBER OF CASES IN DISTRICT COURTS OF AKWA IBOM STATE BY TYPE AND YEAR

YEAR	OUTSTANDING CASES		FILED CASES		DISPOSED CASES		PENDING CASES	
	Criminal	Civil	Criminal	Civil	Criminal	Civil	Criminal	Civil
2007	2,176	12,152	973	5,629	1,153	6,739	2,025	11,179
2008	2,025	11,179	1,363	5,586	935	5,522	2,038	11,228
2009	2,038	11,228	1,032	6,036	1,250	6,424	1,920	10,832
2010	1,920	10,832	1,324	6,313	2,387	11,731	1,009	5,362
2011	1,009	5,362	585	4,282	881	5,030	652	4,592
2012	652	4,592	906	6,718	959	6,734	596	4,375
TOTAL	9,820	55,345	6,183	34,564	7,565	42,180	8,240	47,568

Chart 3(c)

