



NATIONAL BUREAU OF STATISTICS

Nigerian Domestic & Foreign Debt

(Q2 2024)

Report Date: November 2024

CONTENTS

Key Highlights	1
Methodology	2
Total Public Debt Stock	3
State External & Domestic Debt Stock	4
Appendix	7
Contact	9

KEY HIGHLIGHTS

- Nigeria's public debt stock which includes external and domestic debt stood at N134.30 trillion (US\$91.35 billion) in Q2 2024 from N121.67 trillion (US\$91.46 billion) in Q1 2024, indicating a growth rate of 10.38% on a quarter-on-quarter basis.
- Total external debt stood at N63.07 trillion (US\$42.90 billion) in Q2 2024, while total domestic debt was N71.22 trillion (US\$48.45 billion).
- The share of external debt (in naira value) to total public debt was 46.96% in Q2 2024, while the share of domestic debt (in naira value) to total public debt was 53.04%.
- Lagos state recorded the highest domestic debt in Q2 2024 with N885.99 billion, followed by Rivers with N389.20 billion, while Jigawa state recorded the lowest with N1.82 billion, followed by Ondo with N15.10 billion.
- In addition, Lagos state recorded the highest external debt over the reference period with \$1.20 billion, followed by Kaduna with \$640.99 million, while Yobe had the lowest with \$20.49 million, followed by FCT with \$20.85 million.

METHODOLOGY

Debt data is provided by the Debt Management Office (DMO) and reported by the National Bureau of Statistics (NBS).

Please note:

(i) External Debts are only published by the DMO bi-annually i.e. Q2 and Q4 only.

TOTAL PUBLIC DEBT STOCK (Q2 2024)



TOTAL EXTERNAL DEBT

Amount Outstanding (=N=Million)



Q2 2024

63,072,678.79

TOTAL DOMESTIC DEBT

Amount Outstanding (=N=Million)




Q2 2024

71,224,993.37

TOTAL PUBLIC DEBT

Amount Outstanding (=N=Million)




Q2 2024

134,297,672.16

TOTAL EXTERNAL DEBT

Amount Outstanding (US\$ Million)




Q2 2024

42,901.01

TOTAL DOMESTIC DEBT

Amount Outstanding (US\$ Million)



Q2 2024

48,446.08

TOTAL PUBLIC DEBT

Amount Outstanding (US\$ Million)



Q2 2024

91,347.09

STATE EXTERNAL AND DOMESTIC DEBT STOCK





Q2 2024

STATE	EXTERNAL DEBT STOCK	DOMESTIC DEBT STOCK
Abia	97,283,771.77	97,241,994,249.15
Adamawa	101,657,838.67	102,986,161,816.66
Akwa Ibom	37,300,755.60	132,874,240,780.94
Anambra	106,607,990.60	30,864,628,176.28
Bauchi	185,276,738.59	147,225,790,034.44
Bayelsa	54,947,199.35	97,532,221,931.18
Benue	26,479,709.70	116,875,920,938.91
Borno	48,535,614.97	34,400,934,740.91
Cross River	210,981,210.33	155,488,943,829.41
Delta	58,132,883.95	304,544,180,592.05
Ebonyi	92,655,060.61	20,113,750,963.29
Edo	380,965,971.95	70,109,327,905.98
Ekiti	136,638,699.49	59,687,140,935.32
Enugu	80,909,821.19	96,977,118,717.40

STATE EXTERNAL AND DOMESTIC DEBT STOCK



Q2 2024

STATE	 EXTERNAL DEBT STOCK	 DOMESTIC DEBT STOCK
Gombe	35,402,847.61	99,407,726,405.54
Imo	74,550,112.41	159,188,025,458.35
Jigawa	25,113,874.41	1,816,968,798.69
Kaduna	640,993,101.96	28,596,674,010.02
Kano	123,393,914.59	63,056,221,017.42
Katsina	112,982,191.38	33,732,740,995.93
Kebbi	57,275,719.85	15,459,930,068.73
Kogi	59,536,834.59	44,050,021,662.73
Kwara	48,503,690.05	59,048,545,486.10
Lagos	1,201,000,716.99	885,987,833,845.73
Nasarawa	52,357,123.04	23,944,693,860.96
Niger	75,663,838.25	146,291,030,635.27
Ogun	166,635,510.65	211,128,195,436.35
Ondo	76,457,883.98	15,097,396,747.10

STATE EXTERNAL AND DOMESTIC DEBT STOCK



Q2 2024

STATE

EXTERNAL DEBT
STOCKDOMESTIC DEBT
STOCK

Osun

78,166,709.35

86,059,840,792.41

Oyo

57,904,666.98

96,886,090,928.39

Plateau

33,766,067.28

101,202,445,157.96

Rivers

203,805,099.79

389,201,141,842.88

Sokoto

52,110,266.64

61,869,311,185.96

Taraba

31,458,210.72

84,718,557,628.73

Yobe

20,493,495.78

46,249,753,216.13

Zamfara

27,521,945.90

62,560,401,952.39

FCT

20,845,463.43

84,639,604,096.16

TOTAL

4,894,312,552.3

4,267,115,506,841.86

APPENDIX

	Q2 2024
Debt Category	Amount Outstanding (US\$'M)
Total External Debt	42,901.01
FGN Only	38,006.70
States & FCT	4,894.31
Total Domestic Debt	48,446.08
FGN Only	45,543.66
States & FCT	2,902.42
Total Public Debt(A + B)	91,347.09

	Q2 2024
Debt Category	Amount Outstanding (NM)
Total External Debt	63,072,678.79
FGN Only	55,877,108.28
States & FCT	7,195,570.51
Total Domestic Debt	71,224,993.37
FGN Only	66,957,877.86
States & FCT	4,267,115.51
Total Public Debt(A+B)	134,297,672.16

**DOMESTIC AND EXTERNAL DEBT DATA FOR THE 36
STATES OF THE FEDERATION AND THE FEDERAL
CAPITAL TERRITORY**

S/N	STATE	DOMESTIC (N) Q2 2024	EXTERNAL (USD) Q2 2024
1	ABIA	97,241,994,249.15	97,283,771.77
2	ADAMAWA	102,986,161,816.66	101,657,838.67
3	AKWA IBOM	132,874,240,780.94	37,300,755.60
4	ANAMBRA	30,864,628,176.28	106,607,990.60
5	BAUCHI	147,225,790,034.44	185,276,738.59
6	BAYELSA	97,532,221,931.18	54,947,199.35
7	BENUE	116,875,920,938.91	26,479,709.70
8	BORNO	34,400,934,740.91	48,535,614.97
9	CROSS RIVER	155,488,943,829.41	210,981,210.33
10	DELTA	304,544,180,592.05	58,132,883.95
11	EBONYI	20,113,750,963.29	92,655,060.61
12	EDO	70,109,327,905.98	380,965,971.95
13	EKITI	59,687,140,935.32	136,638,699.49
14	ENUGU	96,977,118,717.40	80,909,821.19
15	GOMBE	99,407,726,405.54	35,402,847.61
16	IMO	159,188,025,458.35	74,550,112.41
17	JIGAWA	1,816,968,798.69	25,113,874.41
18	KADUNA	28,596,674,010.02	640,993,101.95
19	KANO	63,056,221,017.42	123,393,914.59
20	KATSINA	33,732,740,995.93	112,982,191.38
21	KEBBI	15,459,930,068.73	57,275,719.85
22	KOGI	44,050,021,662.73	59,536,834.59
23	KWARA	59,048,545,486.10	48,503,690.05
24	LAGOS	885,987,833,845.73	1,201,000,716.99
25	NASARAWA	23,944,693,860.96	52,357,123.04
26	NIGER	146,291,030,635.27	75,663,838.25
27	OGUN	211,128,195,436.35	166,635,510.65
28	ONDO	15,097,396,747.10	76,457,883.98
29	OSUN	86,059,840,792.41	78,166,709.35
30	OYO	96,886,090,928.39	57,904,666.98
31	PLATEAU	101,202,445,157.96	33,766,067.28
32	RIVERS	389,201,141,842.88	203,805,099.79
33	SOKOTO	61,869,311,185.96	52,110,266.64
34	TARABA	84,718,557,628.73	31,458,210.72
35	YOBE	46,249,753,216.13	20,493,495.78
36	ZAMFARA	62,560,401,952.39	27,521,945.90
37	FCT	84,639,604,096.16	20,845,463.43
	Total	4,267,115,506,841.86	4,894,312,552.37

CONTACT



National Bureau of Statistics

Head Office
Plot 762 Independence Avenue,
Central Business District, Garki
Abuja.

Mr. Ichedi S.J.

Information Desk
Director, Communication & Public
Relations Department (C&PRD)
Phone: +2348037051701
sjichedi@nigerianstat.gov.ng

Moses Mathew

Statistical Information Officer
Phone: +2347069071157
matmoses@nigerianstat.gov.ng



@nbsnigeria



NBSNigeria



nbs_nigeria

