



NATIONAL BUREAU OF STATISTICS

Liquefied Petroleum Gas (Cooking Gas) Price Watch

(OCTOBER 2024)

Report Date: November 2024

Data Source: National Bureau of Statistics (NBS)

CONTENT

Methodology	3
Executive Summary	4
Average Cooking Gas Prices across States – 5KG Refilling	5
Average Cooking Gas Prices across Zones – 5KG Refilling	6
12 Month Average Prices – 5KG Refilling	7
Average Cooking Gas Prices across States – 12.5KG Refilling	8
Average Cooking Gas Prices across Zones – 12.5KG Refilling	9
12 Month Average Prices – 12.5KG Refilling	10
Appendix	11
Contact	13

METHODOLOGY

Fieldwork is done solely by over 700 NBS Staff in all the States of the federation, supported by supervisors whom internal and external observers monitor.

Gas Prices are collected across all the 774 local governments across all States and the FCT from over 10,000 respondents and outlets and the estimates reflect the weights derived from estimates of household expenditures on gas and the actual prices households bought different KG of gases.

The average prices are reported for each state and the country.

The NBS audit team subsequently conducts randomly selected verification of prices recorded.

EXECUTIVE SUMMARY

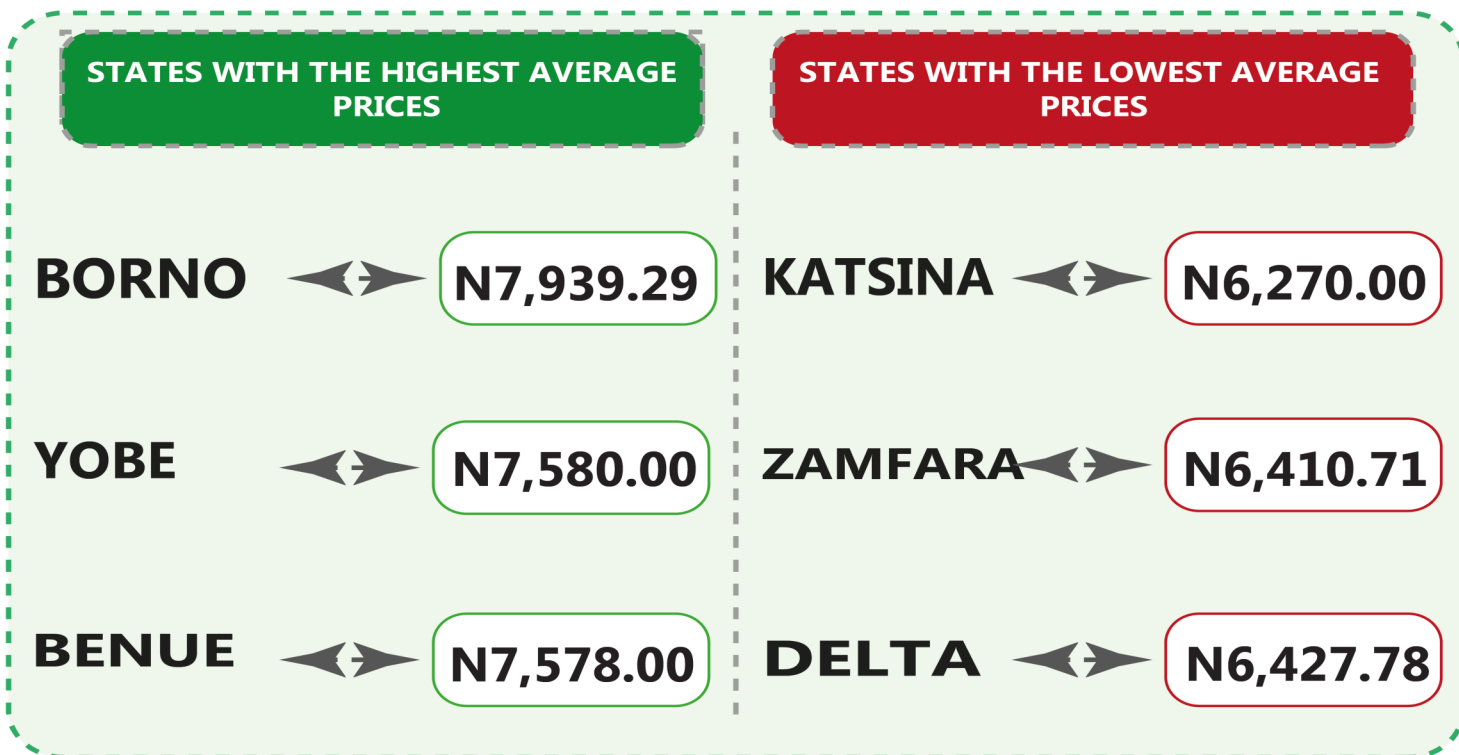

The average retail price for refilling a 5kg Cylinder of Liquefied Petroleum Gas (Cooking Gas) increased by 3.23% on a month-on-month basis from N6,699.63 recorded in September 2024 to N6,915.69 in October 2024. On a year-on-year basis, this increased by 51.58% from N4,562.51 in October 2023. On state profile analysis, Borno recorded the highest average price for refilling a 5kg Cylinder of Liquefied Petroleum Gas (Cooking Gas) with N7,939.29, followed by Yobe with N7,580.00, and Benue with N7,578.00. On the other hand, Katsina recorded the lowest price with N6,270.00, followed by Zamfara and Delta with N6,410.71 and N6,427.78 respectively. In addition, analysis by zone showed that the North-East recorded the highest average retail price for refilling a 5kg Cylinder of Liquefied Petroleum Gas (Cooking Gas) with N7,319.03, followed by the South-West with N6,961.58 while the North-West recorded the lowest with N6,703.95.

Also, the average retail price for refilling a 12.5kg Cylinder of Liquefied Petroleum Gas (Cooking Gas) increased by 2.58% on a month-on-month basis from N16,313.43 in September 2024 to N16,734.55 in October 2024. On a year-on-year basis, this rose by 58.68% from N10,545.87 in October 2023. On state profile analysis, Rivers recorded the highest average retail price for the refilling of a 12.5kg Cylinder of Liquefied Petroleum Gas (Cooking Gas) with N17,895.00 followed by Osun with N17,739.06 and Benue with N17,731.25. Conversely, the lowest average price was recorded in Katsina with N14,725.00, followed by Nassarawa and Adamawa with N15,390.55 and N15,474.21 respectively. Analysis by zone showed that the South-South recorded the highest average retail price for refilling a 12.5kg Cylinder of Liquefied Petroleum Gas (Cooking Gas) with N17,114.67, followed by the South-East with N16,906.01 while the North-Central recorded the lowest price with N16,411.19.

LIQUEFIED PETROLEUM GAS (COOKING GAS)

PRICE WATCH -OCTOBER 2024

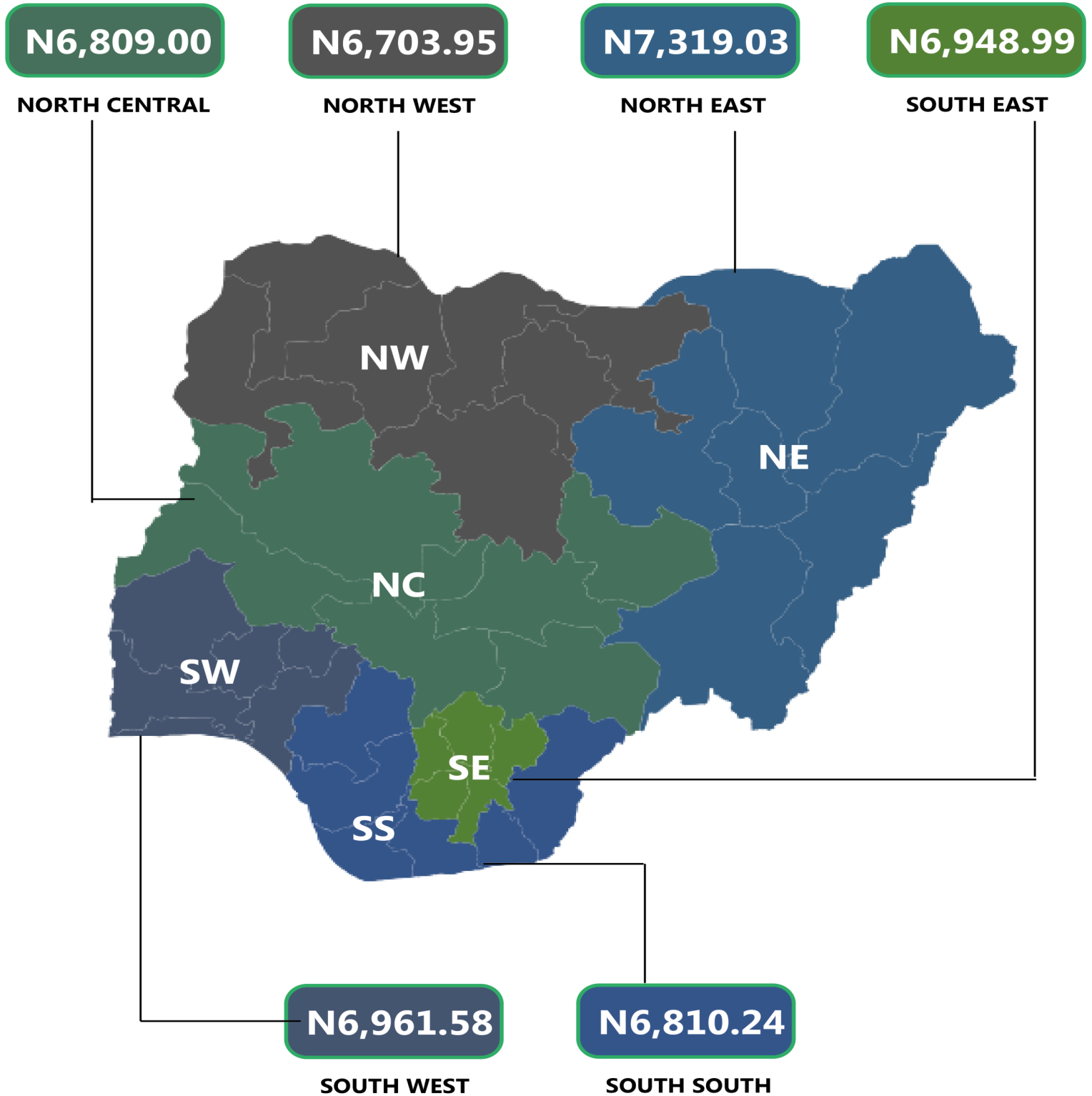
Average Cooking Gas Prices Across States – 5KG Refilling



LIQUEFIED PETROLEUM GAS (COOKING GAS)

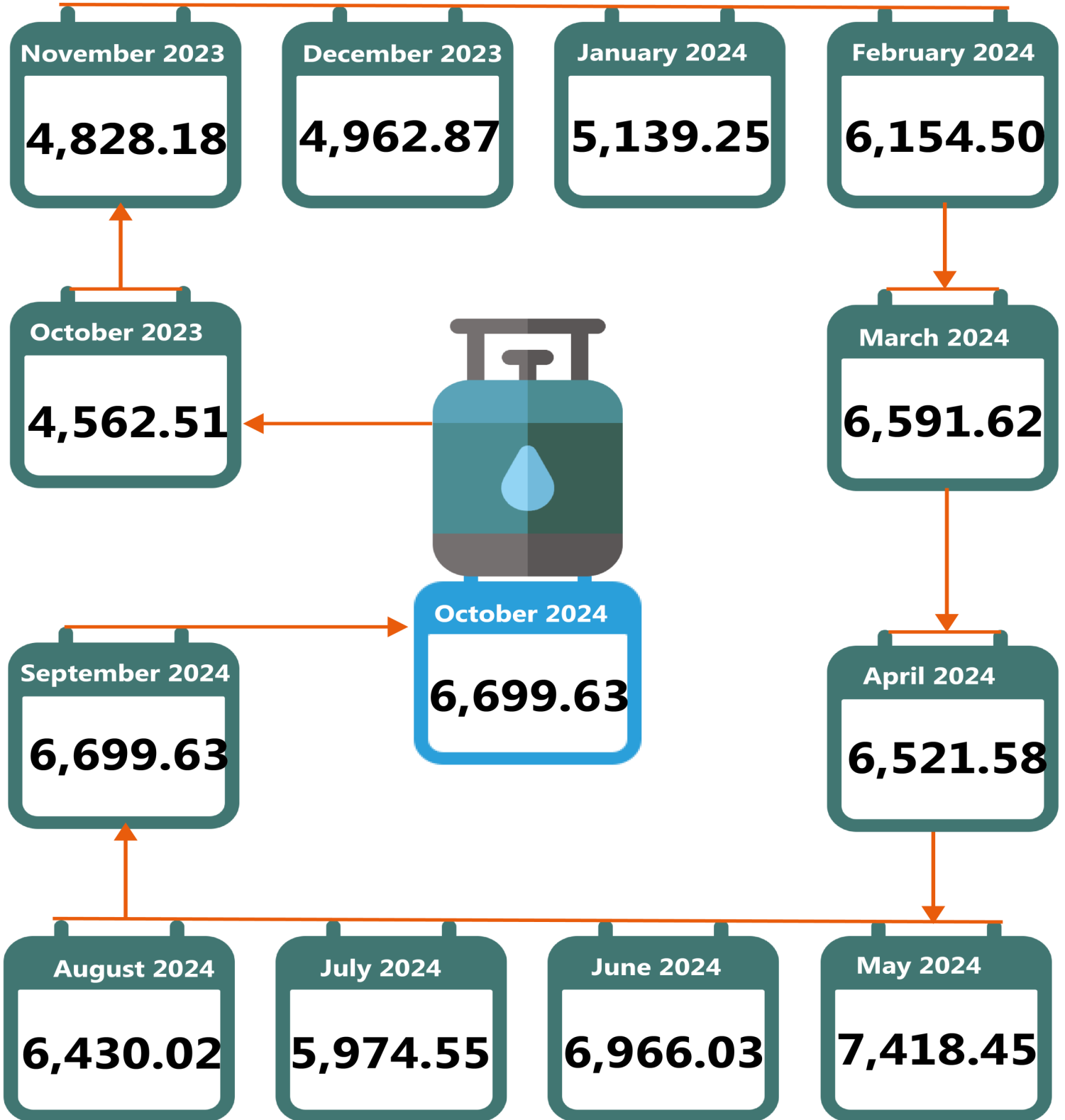
PRICE WATCH - OCTOBER 2024

Average Cooking Gas Prices Across Zones – 5KG Refilling



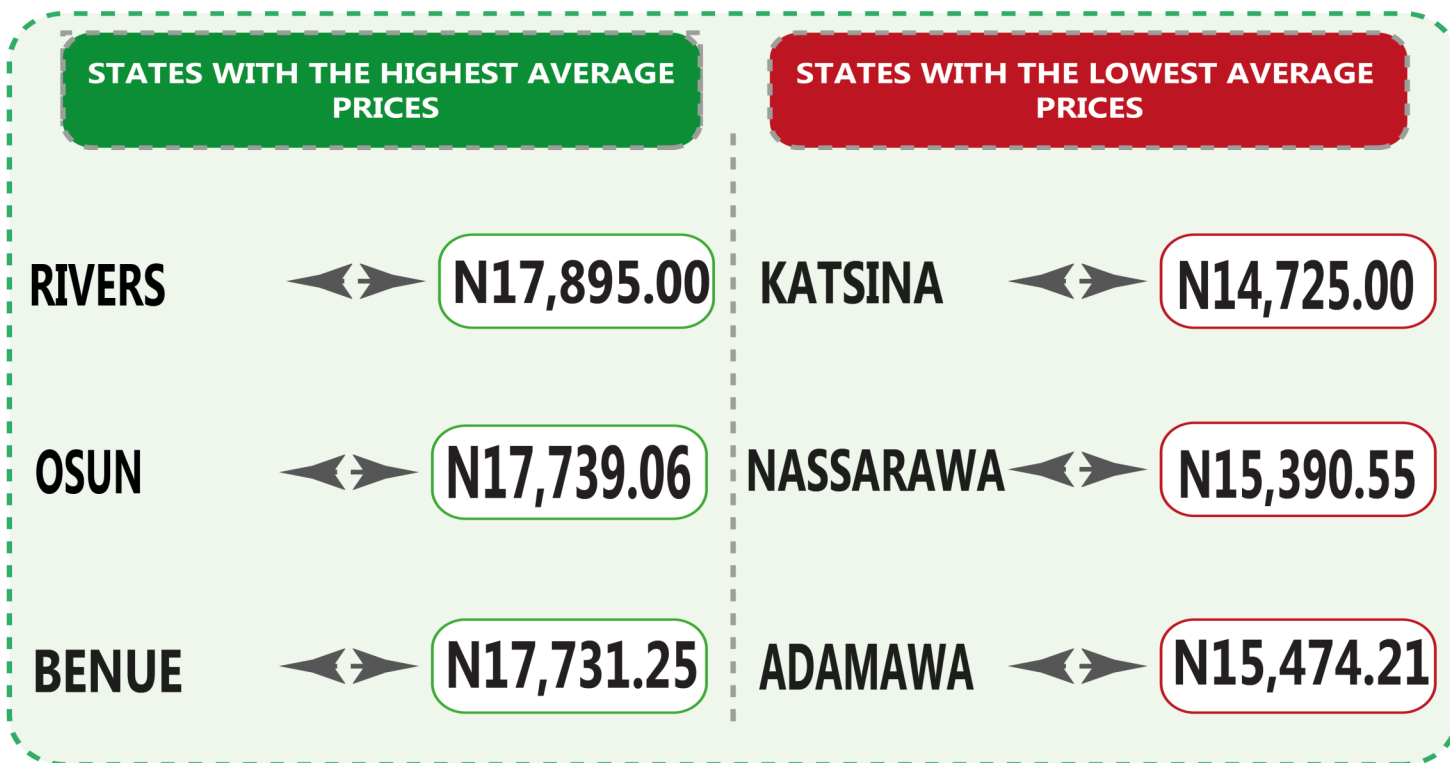

LIQUEFIED PETROLEUM GAS (COOKING GAS) PRICE WATCH - OCTOBER 2024

12 Month Average Prices– 5KG Refilling



LIQUEFIED PETROLEUM GAS (COOKING GAS) PRICE WATCH -OCTOBER 2024

Average Cooking Gas Prices Across States – 12.5KG Refilling



LIQUEFIED PETROLEUM GAS (COOKING GAS)

PRICE WATCH -OCTOBER 2024

Average Cooking Gas Prices Across Zones – 12.5KG Refilling



N16,411.19

NORTH CENTRAL

N16,450.22

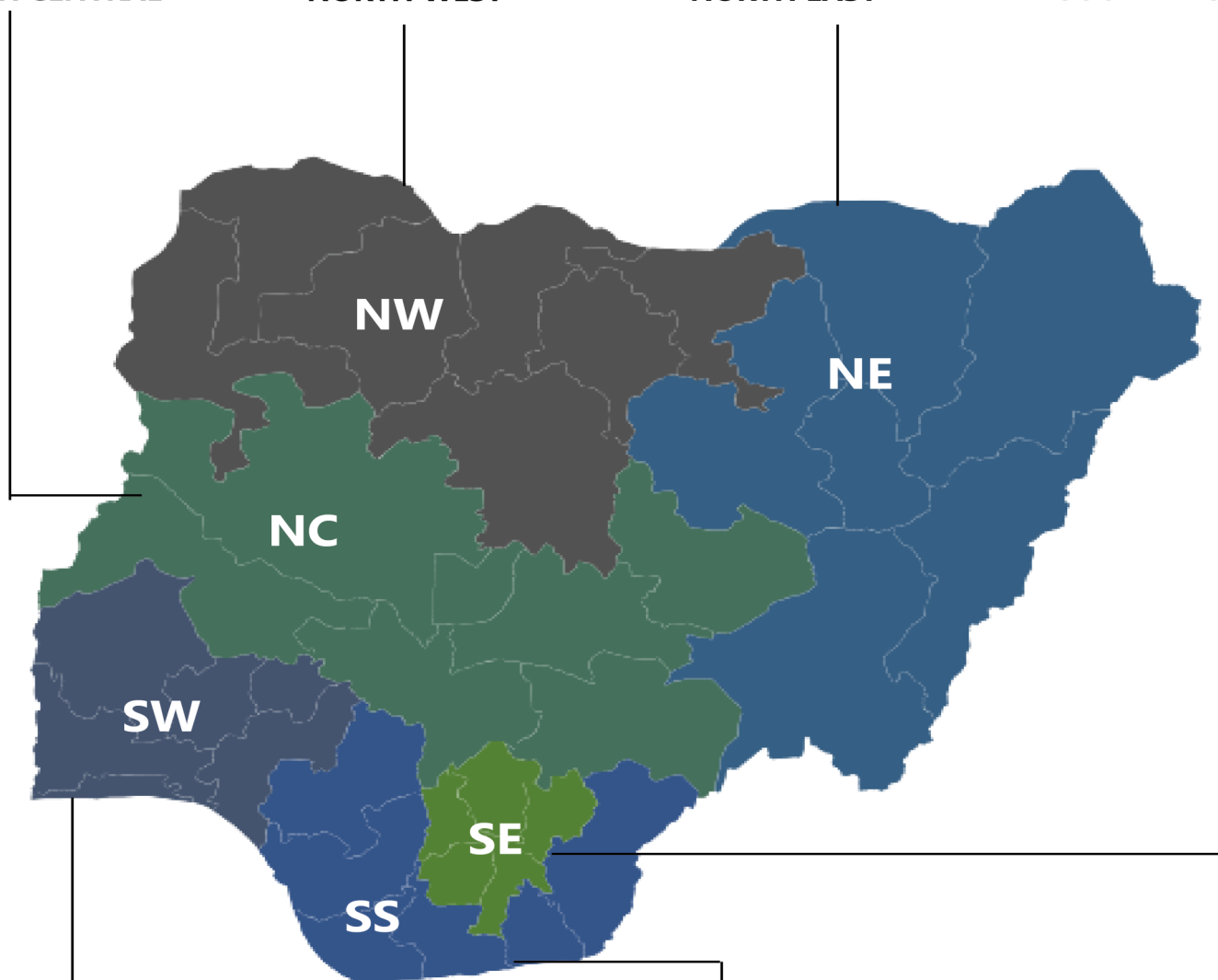
NORTH WEST

N16,760.34

NORTH EAST

N16,906.01

SOUTH EAST



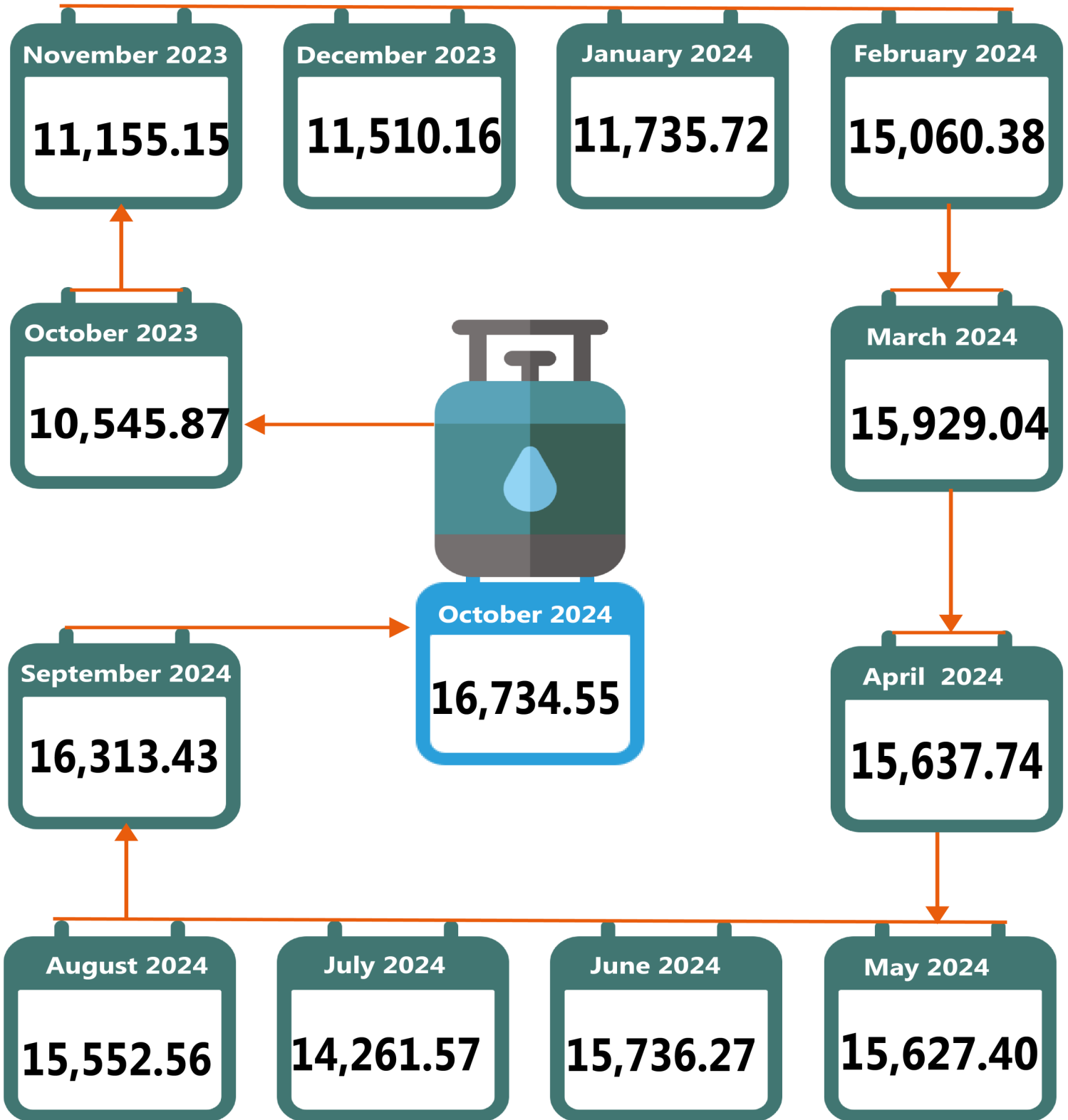
N16,894.71

SOUTH WEST

N17,114.67

SOUTH SOUTH

**LIQUEFIED PETROLEUM GAS (COOKING GAS)
PRICE WATCH -OCTOBER 2024**
12 Month Average Prices– 12.5KG Refilling



APPENDIX

5KG						
	Average of Oct-23	Average of Sep-24	Average of Oct-24	MoM	YoY	
NORTH CENTRAL	4662.62	6559.94	6809.00		3.80	46.03
Abuja	4680.00	6690.63	6480.80		-3.14	38.48
Benue	5075.00	6143.52	7578.00		23.35	49.32
Kogi	4437.50	6421.43	6601.56		2.81	48.77
Kwara	5066.67	6771.88	7046.25		4.05	39.07
Nasarawa	4150.00	6528.57	6470.11		-0.90	55.91
Niger	4700.00	6706.43	6655.88		-0.75	41.61
Plateau	4529.17	6657.14	6830.38		2.60	50.81
NORTH EAST	4623.81	6929.02	7319.03		5.63	58.29
Adamawa	5142.86	6650.00	6475.25		-2.63	25.91
Bauchi	4250.00	6587.50	7125.00		8.16	67.65
Borno	4600.00	7089.72	7939.29		11.98	72.59
Gombe	4350.00	7271.88	7270.63		-0.02	67.14
Taraba	4400.00	7075.00	7524.00		6.35	71.00
Yobe	5000.00	6900.00	7580.00		9.86	51.60
NORTH WEST	4738.20	6382.30	6703.95		5.04	41.49
Jigawa	4783.33	6277.78	6440.00		2.58	34.63
Kaduna	4637.50	6470.83	7169.44		10.80	54.60
Kano	5181.43	6133.33	6837.50		11.48	31.96
Katsina	4681.82	6683.33	6270.00		-6.18	33.92
Kebbi	4900.00	5950.00	6800.00		14.29	38.78
Sokoto	4483.33	6433.33	7000.00		8.81	56.13
Zamfara	4500.00	6727.50	6410.71		-4.71	42.46
SOUTH EAST	4088.65	6893.47	6948.99		0.81	69.96
Abia	4073.53	6818.18	6691.41		-1.86	64.27
Anambra	4183.33	7083.33	7021.67		-0.87	67.85
Ebonyi	3971.43	6808.57	6866.67		0.85	72.90
Enugu	4159.09	6869.05	7190.83		4.68	72.89
Imo	4055.88	6888.24	6974.38		1.25	71.96
SOUTH SOUTH	4575.12	6795.54	6810.24		0.22	48.85
Akwa Ibom	4750.00	6883.33	6722.22		-2.34	41.52
Bayelsa	4600.00	6500.00	6495.45		-0.07	41.21
Cross River	5081.25	6718.75	7000.00		4.19	37.76
Delta	4044.44	6416.67	6427.78		0.17	58.93
Edo	4025.00	6968.75	6993.75		0.36	73.76
Rivers	4950.00	7285.71	7222.22		-0.87	45.90
SOUTH WEST	4561.71	6745.96	6961.58		3.20	52.61
Ekiti	4032.14	6600.00	7025.66		6.45	74.24
Lagos	5015.00	6975.00	7476.32		7.19	49.08
Ogun	5093.75	6668.18	6882.78		3.22	35.12
Ondo	4161.54	6493.75	6606.25		1.73	58.75
Osun	4000.00	6785.71	7072.22		4.22	76.81
Oyo	5067.86	6953.13	6706.25		-3.55	32.33
Average	4562.51	6699.63	6915.69		3.23	51.58

12.5KG

	Average of Oct-23	Average of Sep-24	Average of Oct-24	MoM	YoY
NORTH CENTRAL	10683.97	16027.16	16411.19	2.40	53.61
Abuja	11200.00	17001.25	16423.40	-3.40	46.64
Benue	10520.00	16636.99	17731.25	6.58	68.55
Kogi	11365.00	15702.08	16535.16	5.31	45.49
Kwara	10610.00	16536.84	16542.97	0.04	55.92
Nasarawa	10675.00	14938.50	15390.55	3.03	44.17
Niger	9881.25	15132.92	15743.07	4.03	59.32
Plateau	10536.54	16241.55	16511.90	1.66	56.71
NORTH EAST	10558.57	15770.75	16760.34	6.27	58.74
Adamawa	10571.43	13983.33	15474.21	10.66	46.38
Bauchi	10750.00	15000.00	17500.00	16.67	62.79
Borno	11500.00	15490.00	15889.17	2.58	38.17
Gombe	10030.00	17942.86	17589.00	-1.97	75.36
Taraba	10000.00	15625.00	16992.19	8.75	69.92
Yobe	10500.00	16583.33	17117.50	3.22	63.02
NORTH WEST	10404.61	16013.27	16450.22	2.73	58.11
Jigawa	12050.00	15192.86	15861.00	4.40	31.63
Kaduna	11584.17	15945.83	17050.56	6.93	47.19
Kano	9471.43	16256.25	16972.50	4.41	79.20
Katsina	10035.00	15666.67	14725.00	-6.01	46.74
Taraba	10733.33	15306.25	16397.50	7.13	52.77
Sokoto	9908.33	16250.00	17480.00	7.57	76.42
Zamfara	9050.00	17475.00	16665.00	-4.64	84.14
SOUTH EAST	9847.42	16957.29	16906.01	-0.30	71.68
Abia	9943.33	16643.75	16269.14	-2.25	63.62
Anambra	9760.71	17291.67	16930.00	-2.09	73.45
Ebonyi	9814.29	16785.71	17196.43	2.45	75.22
Enugu	9850.00	17053.57	16762.58	-1.71	70.18
Imo	9868.75	17011.76	17371.91	2.12	76.03
SOUTH SOUTH	11480.60	16651.73	17114.67	2.78	49.07
Akwa Ibom	10480.63	15458.33	16389.44	6.02	56.38
Bayelsa	10952.27	16250.00	16938.64	4.24	54.66
Cross River	11928.57	16965.63	17563.89	3.53	47.24
Delta	11987.50	15971.67	16541.67	3.57	37.99
Edo	12536.88	17271.88	17359.38	0.51	38.47
Rivers	10997.73	17992.86	17895.00	-0.54	62.72
SOUTH WEST	10184.16	16665.45	16894.71	1.38	65.89
Ekiti	11558.93	16493.33	16495.94	0.02	42.71
Lagos	9071.05	16427.78	16841.25	2.52	85.66
Ogun	10621.67	16600.00	17392.86	4.78	63.75
Ondo	10367.31	16437.50	16297.60	-0.85	57.20
Osun	10078.85	17159.09	17739.06	3.38	76.00
Oyo	9407.14	16875.00	16601.56	-1.62	76.48
Average	10545.87	16313.43	16734.55	2.58	58.68

CONTACT



National Bureau of Statistics

Head Office

No 1, Wole Olanipekun Street,
Formerly, Plot 762 Independence
Avenue
Off Constitution Avenue,
CBD, Abuja, F. C. T.

Mr. Ichedi S.J

Information Desk

Head, Communication & Public
Relations Department (C&PRD)
Phone: +2348037051701
sjchedi@nigerianstat.gov.ng

Moses Mathew

Statistical Information Officer

Phone: +2347069071157
matmoses@nigerianstat.gov.ng

Dr A.A. Ayo

Head Prices Division

Phone: +2348036082904
anthonyayo@nigerianstat.gov.ng



@nbs_nigeria



NBSNigeria



Nbs_nigeria

