



NATIONAL BUREAU OF STATISTICS

National Household Kerosene Price Watch

(OCTOBER 2024)

Report Date: November 2024

Data Source: National Bureau of Statistics (NBS)

CONTENT

Methodology	3
Executive Summary	4
Average Kerosene Prices per liter across States	5
Average Kerosene Prices per liter across Zones	6
12 Months Average Prices per liter	7
Average Kerosene Prices per gallon across States	8
Average Kerosene Prices per gallon across Zones	9
12 Months Average Prices per gallon	10
Appendix	11
Contact	13

METHODOLOGY

Fieldwork is done solely by over 700 NBS Staff in all the States of the federation, supported by supervisors whom internal and external observers monitor.

Fuel Prices are collected across all the 774 local governments across all States and the FCT from over 10,000 respondents and outlets and the estimates reflect the weights derived from estimates of household expenditures on fuel and the actual prices of liters or gallon bought by the households.

The average prices are reported for each state and the country. The NBS audit team subsequently conducts randomly selected verification of prices recorded.

EXECUTIVE SUMMARY

The average retail price per litre of Household Kerosene (HHK) paid by consumers in October 2024 was N2,017.46, showing an increase of 3.07% compared to N1,957.44 recorded in September 2024. On a year-on-year basis, the average retail price per litre of the product rose by 54.81% from N1,303.16 in October 2023.

On state profile analysis, the highest average price per litre in October 2024 was recorded in Abuja with N2,875.00, followed by Akwa Ibom with N2,518.89 and Kaduna with N2,500.79. On the other hand, the lowest price was recorded in Borno with N1,500.30, followed by Bayelsa with N1,500.67 and Adamawa with N1,679.19.

In addition, analysis by zone showed that the North Central recorded the highest average retail price per litre of Household Kerosene with N2,242.67, followed by the North-West with N2,168.28, while the South-East recorded the lowest with N1,772.94.

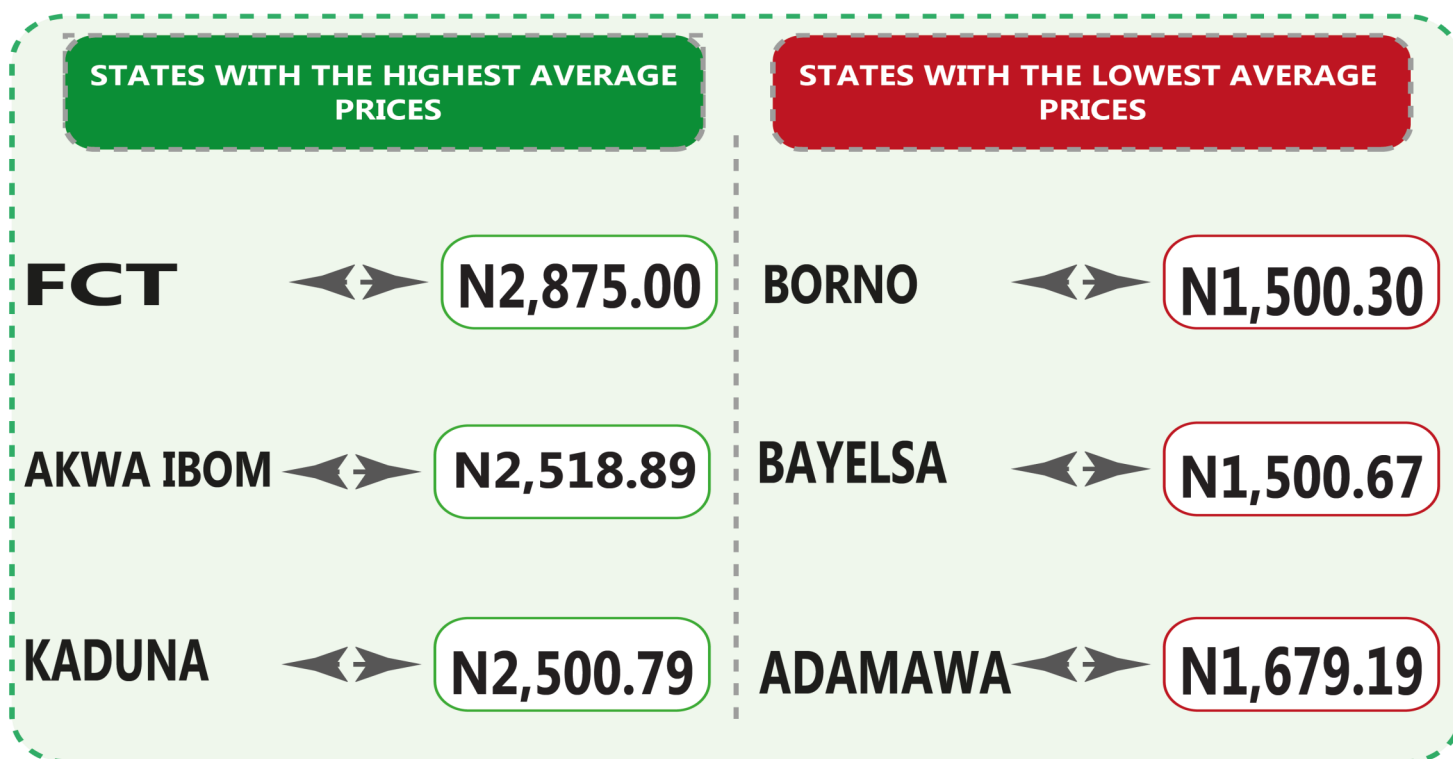
The average retail price per gallon of Household Kerosene paid by consumers in October 2024 was N6,949.75 indicating an increase of 1.93% from N6,818.11 in September 2024. On a year-on-year basis, this increased by 51.68% from N4,581.89 in October 2023.

On state profile analysis, Katsina recorded the highest average retail price per gallon of Household Kerosene with N8,900.50, followed by Jigawa with N8,500.00 and Kebbi with N8,300.00. On the other hand, Adamawa recorded the lowest price with N5,300.44, followed by Nassarawa and Niger with N5,325.41 and N5,381.88 respectively.

Analysis by zone showed that the North-West recorded the highest average retail price per gallon of Household Kerosene with N8,070.54, followed by the South-East with N7,760.01, while the North-Central recorded the lowest with N6,176.20.

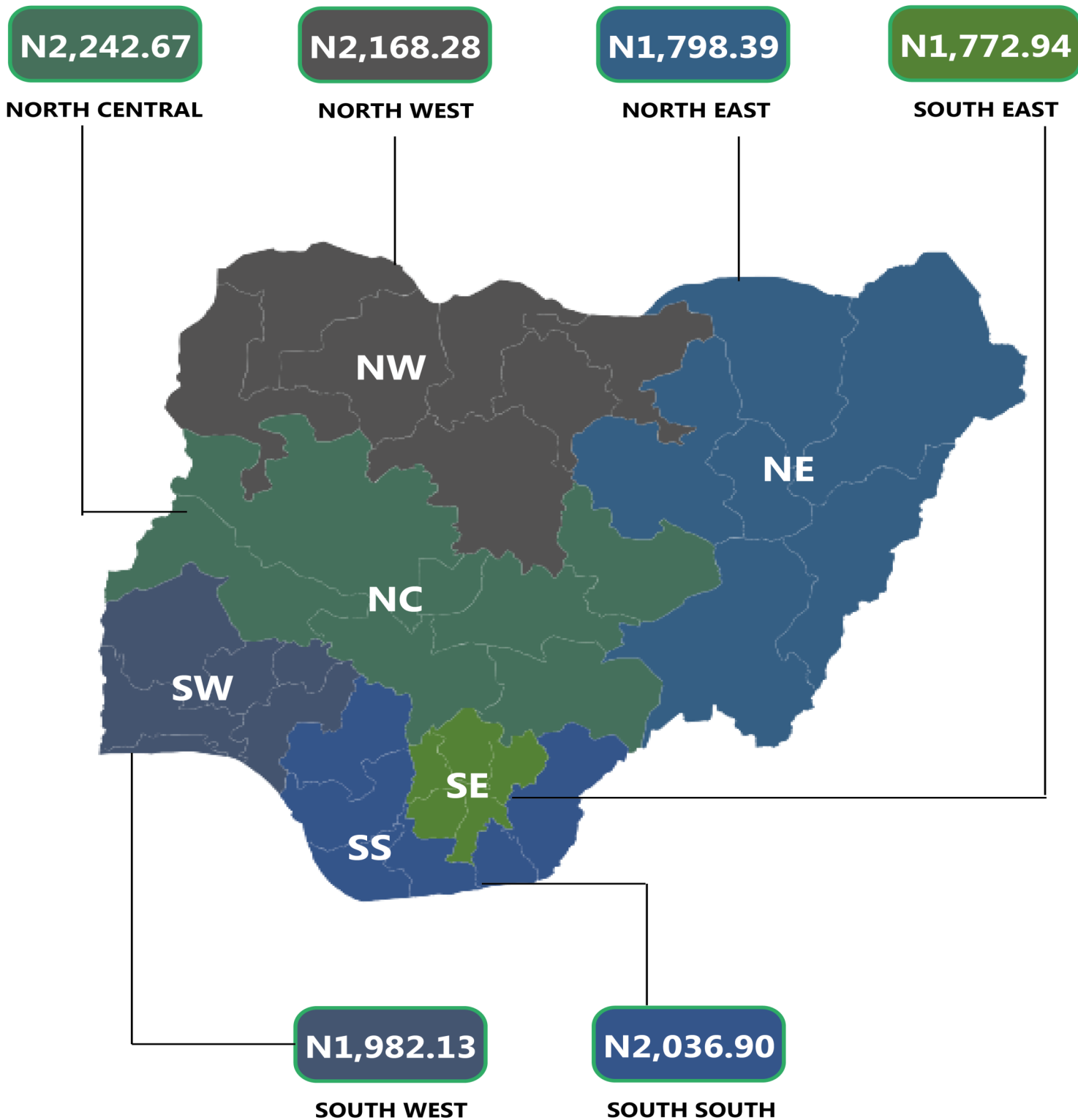
NATIONAL HOUSEHOLD KEROSENE PRICE WATCH -OCTOBER 2024

Average Kerosene Prices per litre Across States




NATIONAL HOUSEHOLD KEROSENE PRICE WATCH - OCTOBER 2024

Average Kerosene Prices per litre Across Zones



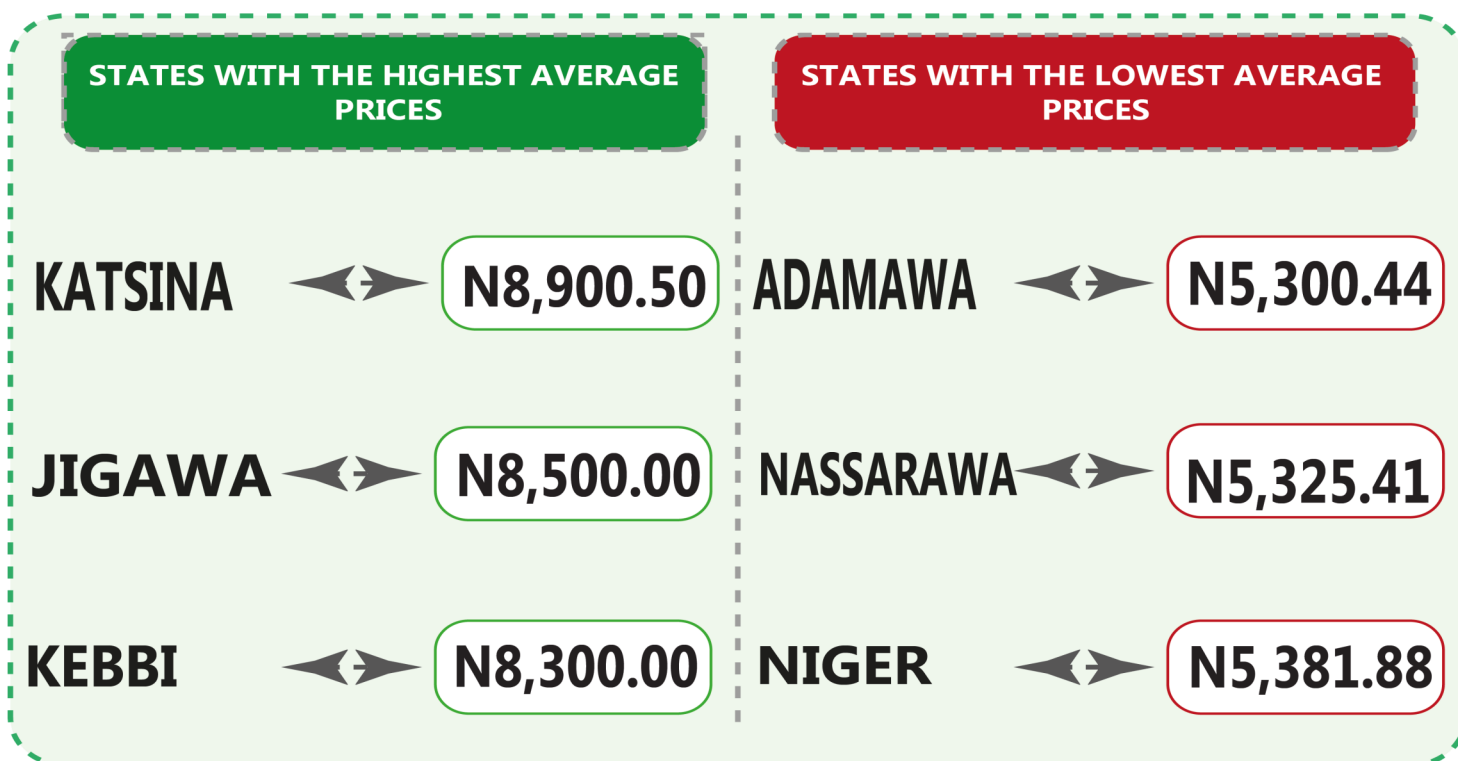
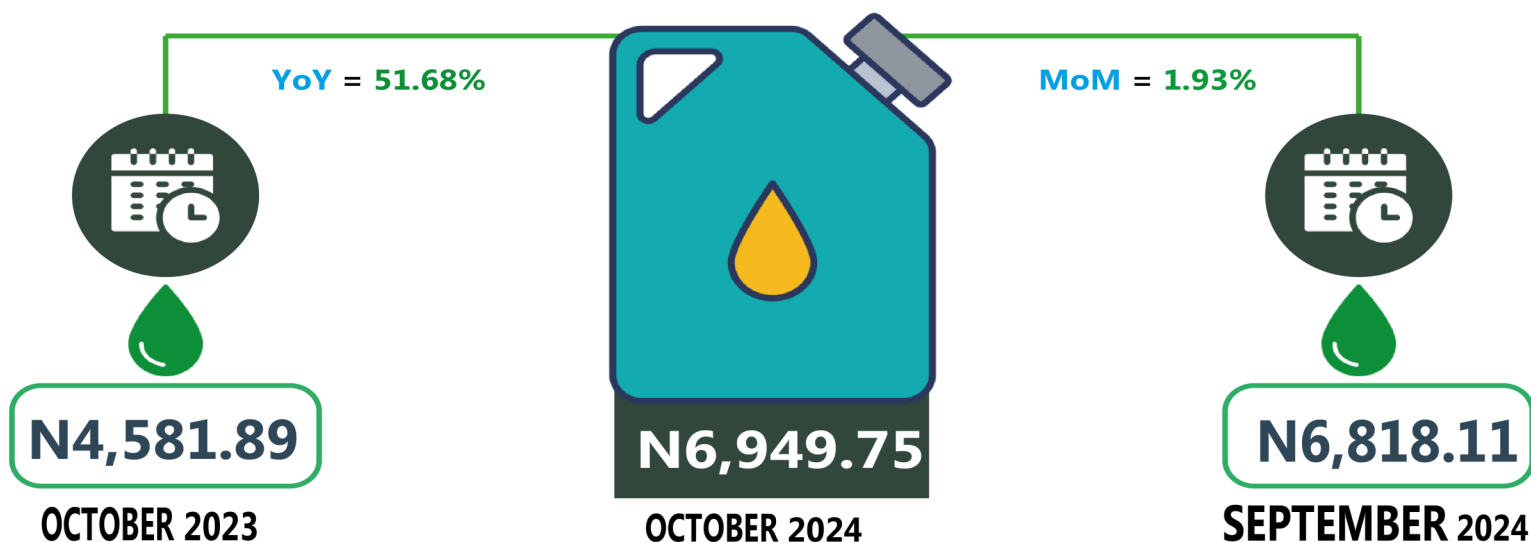
NATIONAL HOUSEHOLD KEROSENE PRICE WATCH -OCTOBER 2024

12 Month Average Prices per litre



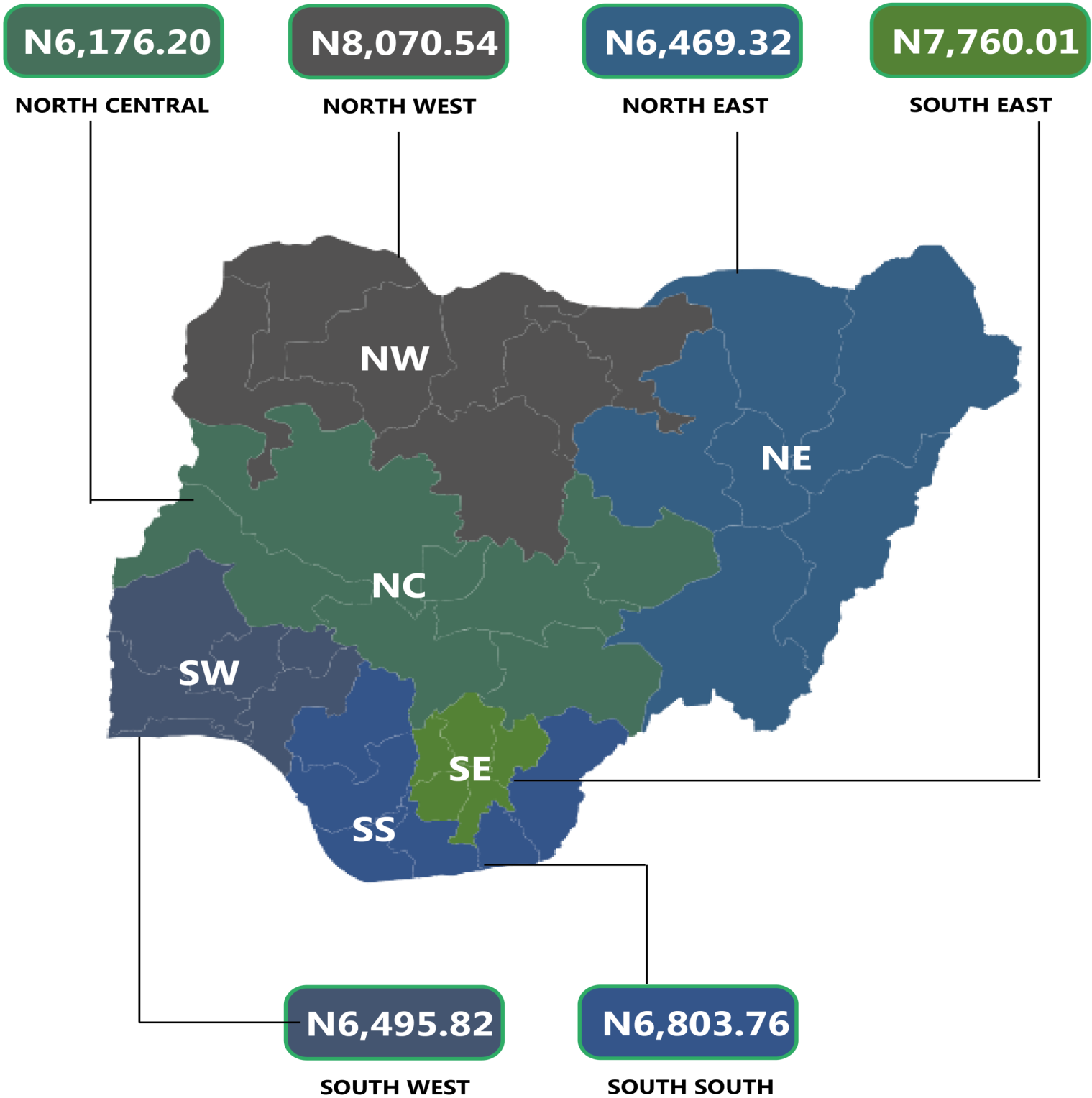
NATIONAL HOUSEHOLD KEROSENE PRICE WATCH - OCTOBER 2024

Average Kerosene Prices per gallon Across States



NATIONAL HOUSEHOLD KEROSENE PRICE WATCH - OCTOBER 2024


Average Kerosene Prices per gallon Across Zones



NATIONAL HOUSEHOLD KEROSENE PRICE WATCH

- OCTOBER 2024

12 Month Average Prices per gallon



APPENDIX

LITRE						
	Average of Oct-23	Average of Sep-24	Average of Oct-24	MoM	YoY	
NORTH CENTRAL	1272.39	2194.05	2242.67		2.22	76.26
Abuja	1541.67	2816.67	2875.00		2.07	86.49
Benue	1441.67	2309.12	2350.96		1.81	63.07
Kogi	1229.17	2011.67	2100.00		4.39	70.85
Kwara	1034.29	2190.17	2220.88		1.40	114.73
Nasarawa	1157.14	1893.30	1900.58		0.38	64.25
Niger	1175.00	1976.40	2050.99		3.77	74.55
Plateau	1327.78	2161.00	2200.32		1.82	65.71
NORTH EAST	1371.03	1734.12	1798.39		3.71	31.17
Adamawa	1676.19	1666.67	1679.19		0.75	0.18
Bauchi	1366.67	1680.21	1700.53		1.21	24.43
Borno	1333.33	1477.83	1500.30		1.52	12.52
Gombe	1333.33	2000.00	2160.00		8.00	62.00
Taraba	1266.67	1707.08	1850.33		8.39	46.08
Yobe	1250.00	1872.92	1900.00		1.45	52.00
NORTH WEST	1221.22	2092.92	2168.28		3.60	77.55
Jigawa	1216.67	2000.00	2100.00		5.00	72.60
Kaduna	1273.81	2437.50	2500.79		2.60	96.32
Kano	1155.56	2000.00	2120.66		6.03	83.52
Katsina	1280.30	1916.67	2000.50		4.37	56.25
Kebbi	1133.33	1962.96	2000.34		1.90	76.50
Sokoto	1333.33	2333.33	2380.67		2.03	78.55
Zamfara	1155.56	2000.00	2075.00		3.75	79.57
SOUTH EAST	1404.49	1718.89	1772.94		3.14	26.23
Abia	1555.21	1723.64	1732.22		0.50	11.38
Anambra	1363.54	1728.63	1739.64		0.64	27.58
Ebonyi	1447.22	1712.00	1880.00		9.81	29.90
Enugu	1134.52	1726.55	1732.58		0.35	52.71
Imo	1521.97	1703.64	1780.27		4.50	16.97
SOUTH SOUTH	1269.93	1975.77	2036.90		3.09	60.39
Akwa Ibom	1329.63	2411.11	2518.89		4.47	89.44
Bayelsa	1254.55	1416.67	1500.67		5.93	19.62
Cross River	1416.67	2258.33	2300.67		1.87	62.40
Delta	1266.67	1851.85	1900.85		2.65	50.07
Edo	1193.75	2033.33	2100.00		3.28	75.92
Rivers	1158.33	1883.33	1900.33		0.90	64.06
SOUTH WEST	1315.56	1927.13	1982.13		2.85	50.67
Ekiti	1423.08	1635.00	1700.51		4.01	19.50
Lagos	1435.56	2027.45	2080.76		2.63	44.94
Ogun	1407.41	1933.33	2000.00		3.45	42.11
Ondo	1300.00	1870.37	1890.90		1.10	45.45
Osun	1192.71	2031.48	2100.50		3.40	76.11
Oyo	1134.62	2065.15	2120.10		2.66	86.86
Average	1303.16	1957.44	2017.46		3.07	54.81

GALLON						
	Average of Oct-23	Average of Sep-24	Average of Oct-24	MoM	YoY	
NORTH CENTRAL	4473.70	6092.77	6176.20		1.37	38.06
Abuja	4600.00	6562.50	6600.75		0.58	43.49
Benue	4755.00	6324.04	6500.58		2.79	36.71
Kogi	4862.50	6361.50	6403.75		0.66	31.70
Kwara	4372.00	6369.58	6500.50		2.06	48.68
Nasarawa	4025.00	5250.00	5325.41		1.44	32.31
Niger	4180.00	5291.67	5381.88		1.70	28.75
Plateau	4521.43	6490.13	6520.56		0.47	44.21
NORTH EAST	5096.83	6349.20	6469.32		1.89	26.93
Adamawa	5214.29	5281.25	5300.44		0.36	1.65
Bauchi	4800.00	5327.78	5500.00		3.23	14.58
Borno	5000.00	7266.67	7450.33		2.53	49.01
Gombe	5066.67	7745.00	7900.13		2.00	55.92
Taraba	5500.00	6744.00	6815.00		1.05	23.91
Yobe	5000.00	5730.50	5850.00		2.09	17.00
NORTH WEST	4773.87	7809.52	8070.54		3.34	69.06
Jigawa	4381.25	8100.00	8500.00		4.94	94.01
Kaduna	4691.00	7750.00	7942.86		2.49	69.32
Kano	5010.00	7916.67	8000.00		1.05	59.68
Katsina	4618.18	8400.00	8900.50		5.96	92.73
Kebbi	5183.33	8000.00	8300.00		3.75	60.13
Sokoto	4733.33	7500.00	7720.42		2.94	63.11
Zamfara	4800.00	7000.00	7130.00		1.86	48.54
SOUTH EAST	4694.23	7700.19	7760.01		0.78	65.31
Abia	4634.62	7688.89	7700.43		0.15	66.15
Anambra	4783.33	7435.71	7468.00		0.43	56.13
Ebonyi	4640.00	7790.00	7830.46		0.52	68.76
Enugu	4709.38	7675.00	7800.25		1.63	65.63
Imo	4703.85	7911.36	8000.91		1.13	70.09
SOUTH SOUTH	4017.76	6698.75	6803.76		1.57	69.34
Akwa Ibom	4192.22	7241.67	7350.25		1.50	75.33
Bayelsa	4229.09	6766.25	6850.00		1.24	61.97
Cross River	4231.20	6000.00	6142.00		2.37	45.16
Delta	3108.33	7191.00	7300.33		1.52	134.86
Edo	4485.71	6849.17	6950.00		1.47	54.94
Rivers	3860.00	6144.44	6230.00		1.39	61.40
SOUTH WEST	4439.72	6360.88	6495.82		2.12	46.31
Ekiti	5091.67	5700.00	5900.63		3.52	15.89
Lagos	5484.38	5582.35	5700.82		2.12	3.95
Ogun	3900.00	8000.00	8220.00		2.75	110.77
Ondo	4088.18	6232.50	6332.26		1.60	54.89
Osun	4040.00	6565.00	6700.45		2.06	65.85
Oyo	4034.09	6085.42	6120.75		0.58	51.73
Average	4581.89	6818.11	6949.75		1.93	51.68

CONTACT



National Bureau of Statistics

Head Office

No 1, Wole Olanipekun Street,
Formerly, Plot 762 Independence
Avenue
Off Constitution Avenue,
CBD, Abuja, F. C. T.

Mr. Ichedi S.J

Information Desk

Head, Communication & Public
Relations Department (C&PRD)
Phone: +2348037051701
sjchedi@nigerianstat.gov.ng

Moses Mathew

Statistical Information Officer

Phone: +2347069071157
matmoses@nigerianstat.gov.ng

Dr A.A. Ayo

Head Prices Division

Phone: +2348036082904
anthonyayo@nigerianstat.gov.ng



@nbs_nigeria



NBSNigeria



Nbs_nigeria

