



NATIONAL BUREAU OF STATISTICS

National Household Kerosene Price Watch

(SEPTEMBER 2024)

Report Date: October 2024

Data Source: National Bureau of Statistics (NBS)

CONTENT

Methodology	3
Executive Summary	4
Average Kerosene Prices per liter across States	5
Average Kerosene Prices per liter across Zones	6
12 Months Average Prices per liter	7
Average Kerosene Prices per gallon across States	8
Average Kerosene Prices per gallon across Zones	9
12 Months Average Prices per gallon	10
Appendix	11
Contact	13

METHODOLOGY

Fieldwork is done solely by over 700 NBS Staff in all the States of the federation, supported by supervisors whom internal and external observers monitor.

Fuel Prices are collected across all the 774 local governments across all States and the FCT from over 10,000 respondents and outlets and the estimates reflect the weights derived from estimates of household expenditures on fuel and the actual prices of liters or gallon bought by the households.

The average prices are reported for each state and the country. The NBS audit team subsequently conducts randomly selected verification of prices recorded.

EXECUTIVE SUMMARY

The average retail price per litre of Household Kerosene (HHK) paid by consumers in September 2024 was N1,957.44, showing an increase of 5.95% compared to N1,847.59 recorded in August 2024. On a year-on-year basis, the average retail price per litre of the product rose by 50.68% from N1,299.03 in September 2023.

On state profile analysis, the highest average price per litre in September 2024 was recorded in Abuja with N2,816.67, followed by Kaduna with N2,437.50 and Akwa Ibom with N2,411.11. On the other hand, the lowest price was recorded in Bayelsa with N1,416.67, followed by Borno with N1,477.83 and Ekiti with N1,635.00.

In addition, analysis by zone showed that the North Central recorded the highest average retail price per litre of Household Kerosene with N2,194.05, followed by the North-West with N2,092.92, while the South-East recorded the lowest with N1,718.89.

The average retail price per gallon of Household Kerosene paid by consumers in September 2024 was N6,818.11 indicating an increase of 5.84% from N6,441.94 in August 2024. On a year-on-year basis, this increased by 55.69% from N4,379.31 in September 2023.

On state profile analysis, Katsina recorded the highest average retail price per gallon of Household Kerosene with N8,400.00, followed by Jigawa with N8,100.00 and Kebbi and Ogun with N8,000.00. On the other hand, Nassarawa recorded the lowest price with N5,250.00, followed by Adamawa and Niger with N5,281.25 and N5,291.67 respectively.

Analysis by zone showed that the North-West recorded the highest average retail price per gallon of Household Kerosene with N7,809.52, followed by the South-East with N7,700.19, while the North-Central recorded the lowest with N6,092.77.

NATIONAL HOUSEHOLD KEROSENE PRICE WATCH -SEPTEMBER 2024

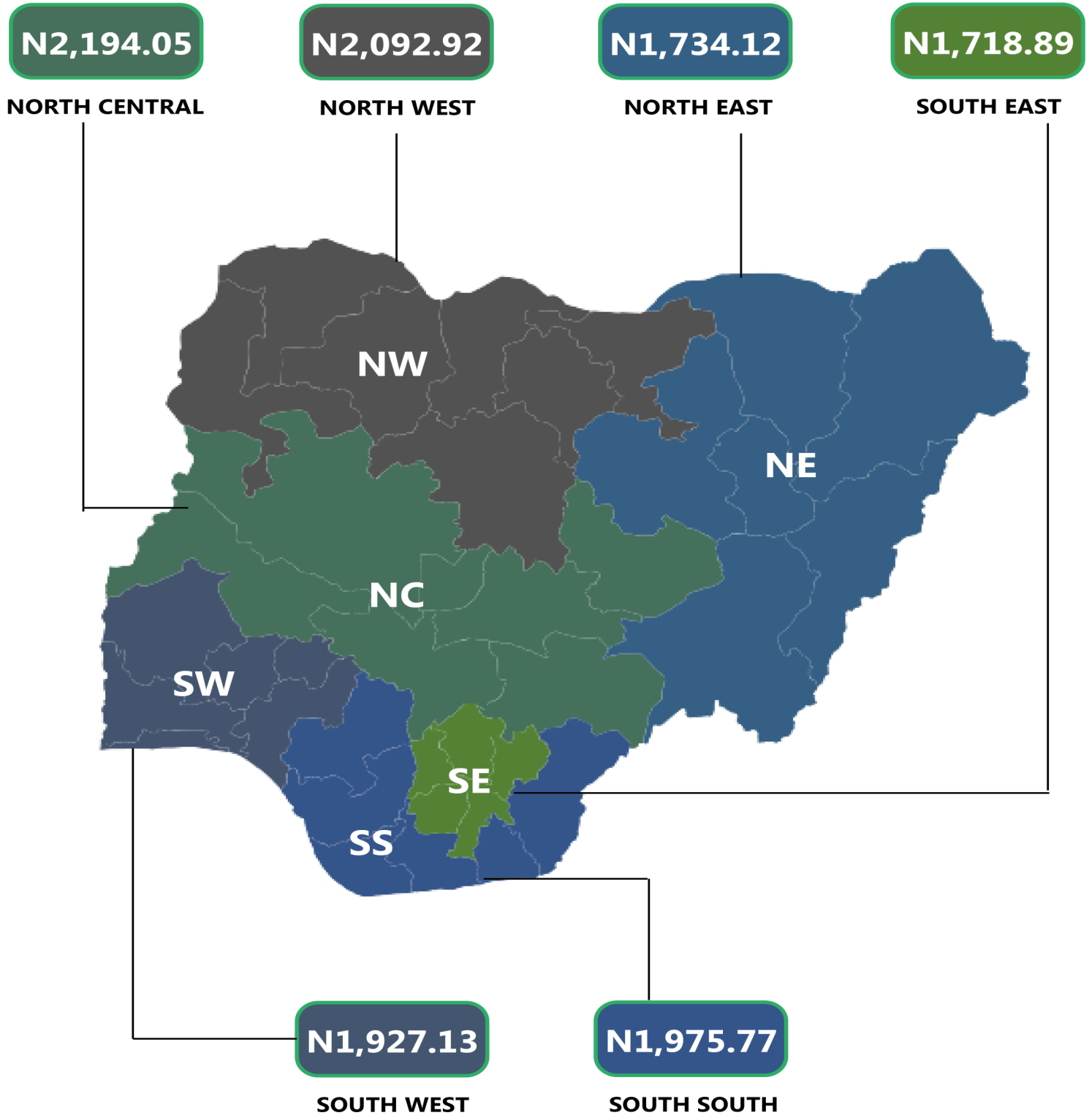
Average Kerosene Prices per litre Across States



STATES WITH THE HIGHEST AVERAGE PRICES		STATES WITH THE LOWEST AVERAGE PRICES	
FCT	N2,816.67	BAYELSA	N1,416.67
KADUNA	N2,437.50	BORNO	N1,477.83
AKWA IBOM	N2,411.11	EKITI	N1,635.00

NATIONAL HOUSEHOLD KEROSENE PRICE WATCH - SEPTEMBER 2024


Average Kerosene Prices per litre Across Zones



NATIONAL HOUSEHOLD KEROSENE PRICE WATCH

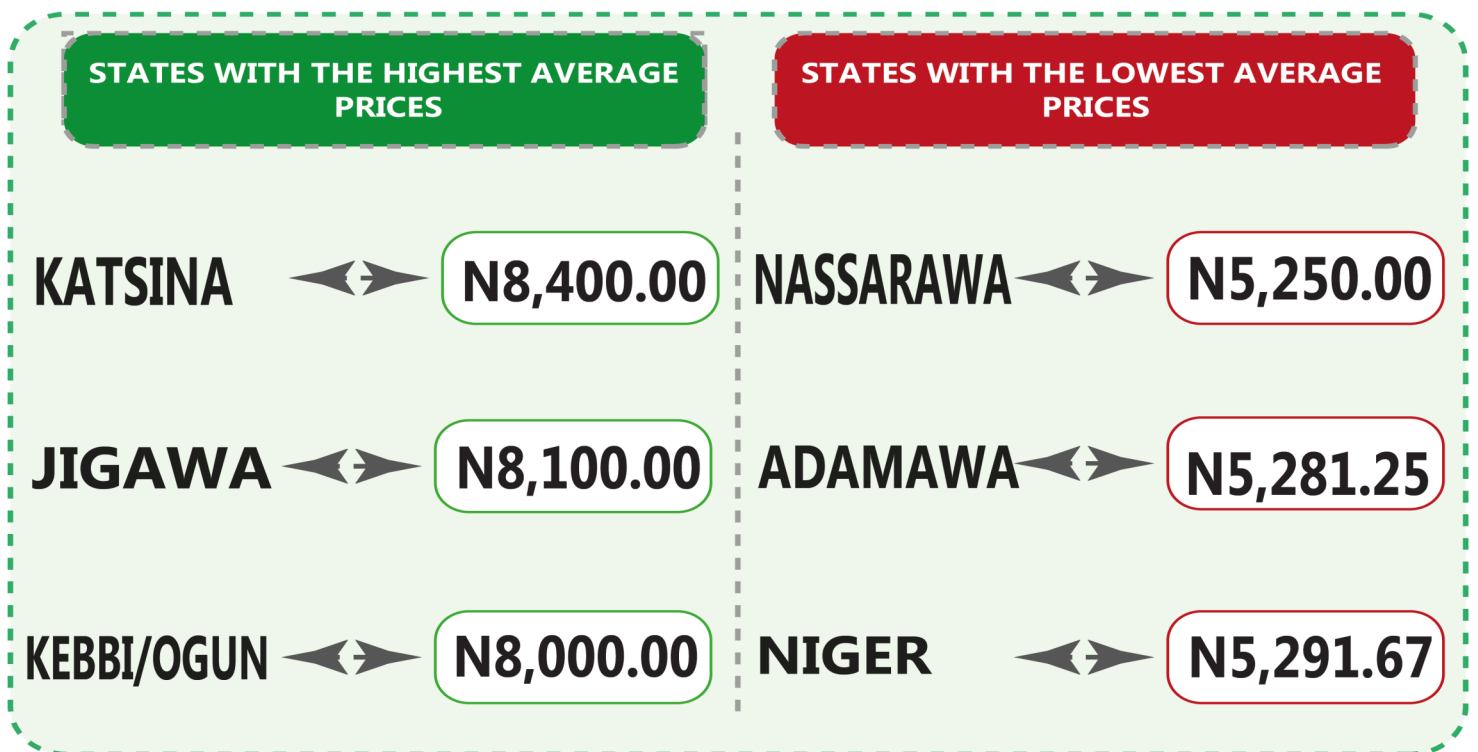

-SEPTEMBER 2024

12 Month Average Prices per litre



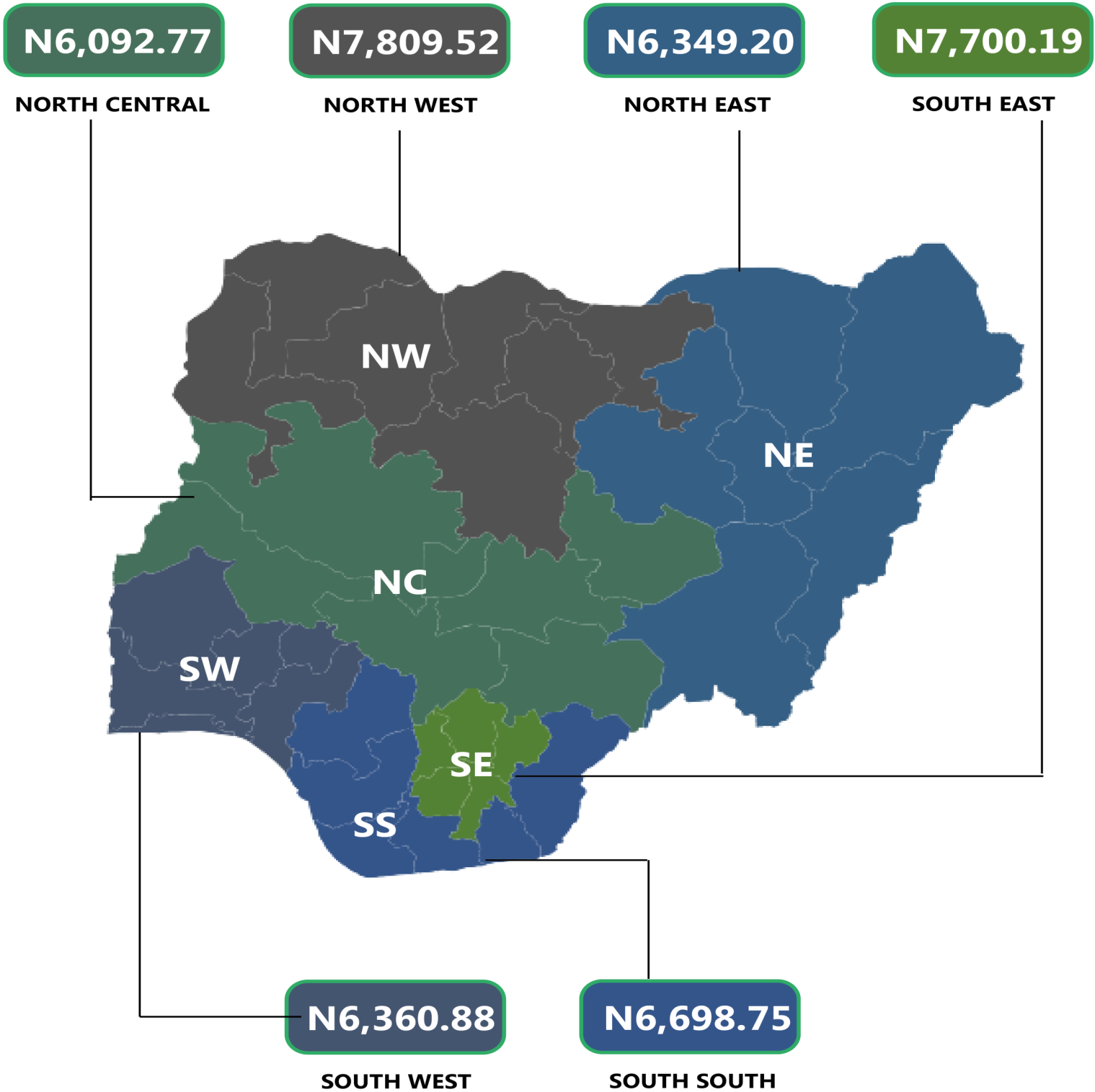
NATIONAL HOUSEHOLD KEROSENE PRICE WATCH - SEPTEMBER 2024

Average Kerosene Prices per gallon Across States



NATIONAL HOUSEHOLD KEROSENE PRICE WATCH - SEPTEMBER 2024

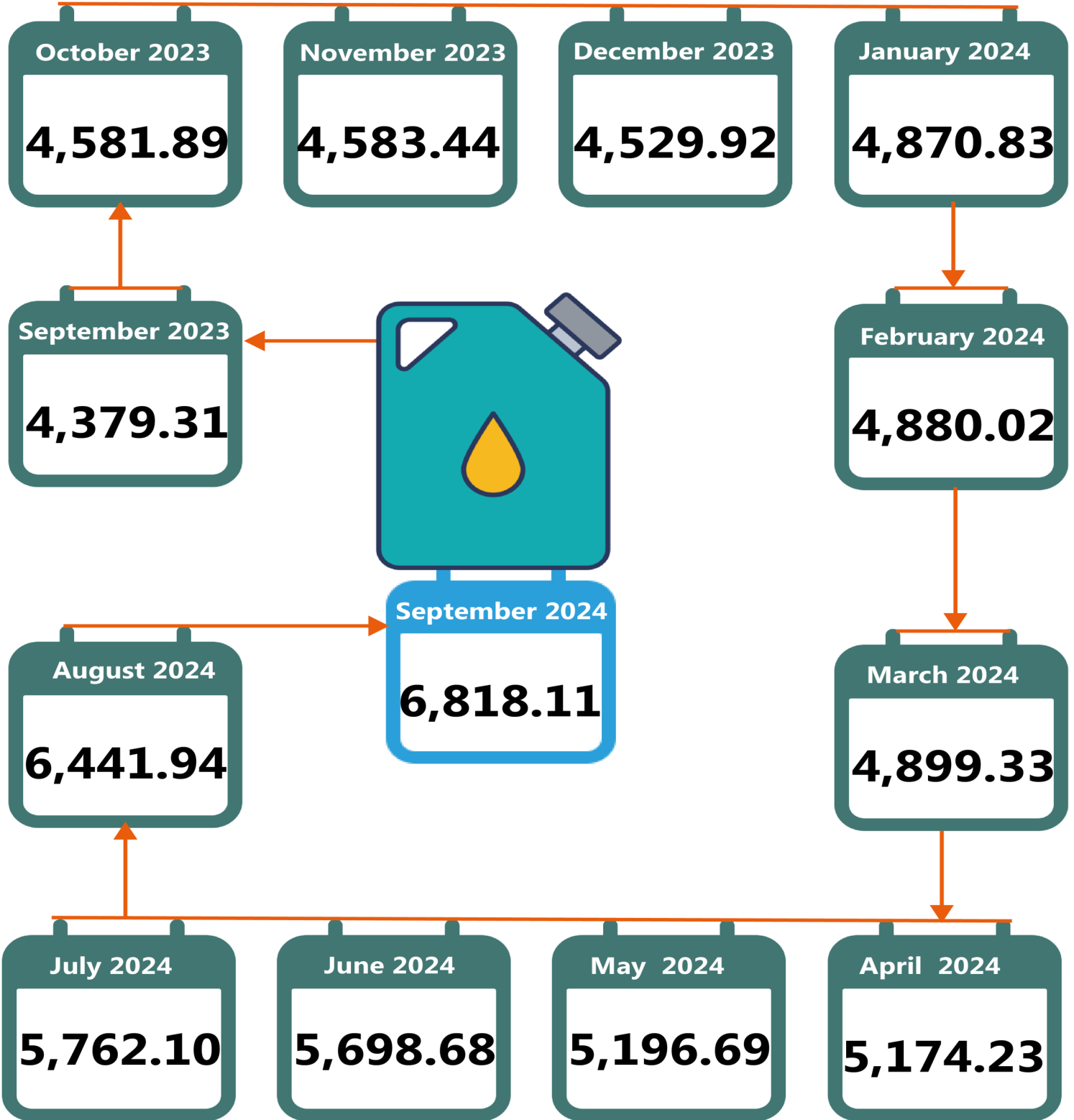
Average Kerosene Prices per gallon Across Zones



NATIONAL HOUSEHOLD KEROSENE PRICE WATCH

- SEPTEMBER 2024

12 Month Average Prices per gallon



APPENDIX

LITRE						
	Average of Sep-23	Average of Aug-24	Average of Sep-24	MoM	YoY	
NORTH CENTRAL	1308.14	1688.26	2194.05		29.96	67.72
Abuja	1492.50	1918.75	2816.67		46.80	88.72
Benue	1476.67	1924.23	2309.12		20.00	56.37
Kogi	1149.86	1755.69	2011.67		14.58	74.95
Kwara	1163.72	1660.67	2190.17		31.88	88.20
Nasarawa	1229.48	1431.42	1893.30		32.27	53.99
Niger	1260.17	1511.51	1976.40		30.76	56.84
Plateau	1384.62	1615.55	2161.00		33.76	56.07
NORTH EAST	1390.67	1454.38	1734.12		19.23	24.70
Adamawa	1746.05	1185.74	1666.67		40.56	-4.55
Bauchi	1388.25	1447.95	1680.21		16.04	21.03
Borno	1333.33	1296.95	1477.83		13.95	10.84
Gombe	1433.33	2029.67	2000.00		-1.46	39.53
Taraba	1200.00	1181.18	1707.08		44.52	42.26
Yobe	1243.05	1584.79	1872.92		18.18	50.67
NORTH WEST	1190.81	2118.29	2092.92		-1.20	75.76
Jigawa	1104.78	1833.33	2000.00		9.09	81.03
Kaduna	1160.38	2277.78	2437.50		7.01	110.06
Kano	1142.27	2444.44	2000.00		-18.18	75.09
Katsina	1271.96	1376.67	1916.67		39.23	50.69
Kebbi	1182.95	2162.50	1962.96		-9.23	65.94
Sokoto	1267.80	2166.67	2333.33		7.69	84.05
Zamfara	1205.56	2566.67	2000.00		-22.08	65.90
SOUTH EAST	1368.49	1646.77	1718.89		4.38	25.60
Abia	1455.21	1664.90	1723.64		3.53	18.45
Anambra	1383.54	1484.81	1728.63		16.42	24.94
Ebonyi	1447.22	1774.29	1712.00		-3.51	18.30
Enugu	1134.52	1739.76	1726.55		-0.76	52.18
Imo	1421.97	1570.06	1703.64		8.51	19.81
SOUTH SOUTH	1268.30	2075.45	1975.77		-4.80	55.78
Akwa Ibom	1266.67	2203.70	2411.11		9.41	90.35
Bayelsa	1292.43	1916.67	1416.67		-26.09	9.61
Cross River	1541.67	2150.00	2258.33		5.04	46.49
Delta	1164.58	2000.00	1851.85		-7.41	59.01
Edo	1144.44	2259.26	2033.33		-10.00	77.67
Rivers	1200.00	1923.08	1883.33		-2.07	56.94
SOUTH WEST	1295.88	2050.38	1927.13		-6.01	48.71
Ekiti	1300.00	1943.14	1635.00		-15.86	25.77
Lagos	1389.39	2371.79	2027.45		-14.52	45.92
Ogun	1388.89	2388.89	1933.33		-19.07	39.20
Ondo	1287.04	1681.82	1870.37		11.21	45.32
Osun	1213.54	1772.22	2031.48		14.63	67.40
Oyo	1196.43	2144.44	2065.15		-3.70	72.61
Average	1299.03	1847.59	1957.44		5.95	50.68

GALLON						
	Average of Sep-23	Average of Aug-24	Average of Sep-24	MoM	YoY	
NORTH CENTRAL	4281.81	5463.69	6092.77		11.51	42.29
Abuja	4285.82	5500.00	6562.50		19.32	53.12
Benue	4383.33	5750.00	6324.04		9.98	44.27
Kogi	4152.77	5770.00	6361.50		10.25	53.19
Kwara	4249.51	5583.33	6369.58		14.08	49.89
Nasarawa	4435.00	5092.46	5250.00		3.09	18.38
Niger	4198.57	5104.17	5291.67		3.67	26.03
Plateau	4267.66	5445.83	6490.13		19.18	52.08
NORTH EAST	4712.01	6206.88	6349.20		2.29	34.74
Adamawa	4700.00	6467.68	5281.25		-18.34	12.37
Bauchi	4375.00	5666.03	5327.78		-5.97	21.78
Borno	4997.47	6185.71	7266.67		17.47	45.41
Gombe	4833.33	6106.65	7745.00		26.83	60.24
Taraba	4666.67	7101.50	6744.00		-5.03	44.51
Yobe	4699.62	5713.68	5730.50		0.29	21.94
NORTH WEST	4534.94	7787.64	7809.52		0.28	72.21
Jigawa	4300.00	8000.00	8100.00		1.25	88.37
Kaduna	4157.26	8038.46	7750.00		-3.59	86.42
Kano	4241.89	7600.00	7916.67		4.17	86.63
Katsina	5000.00	8200.00	8400.00		2.44	68.00
Kebbi	4675.59	8075.00	8000.00		-0.93	71.10
Sokoto	4540.00	7800.00	7500.00		-3.85	65.20
Zamfara	4829.84	6800.00	7000.00		2.94	44.93
SOUTH EAST	4646.63	6165.90	7700.19		24.88	65.72
Abia	4634.62	6135.44	7688.89		25.32	65.90
Anambra	4783.33	6070.40	7435.71		22.49	55.45
Ebonyi	4514.29	6262.40	7790.00		24.39	72.56
Enugu	4697.06	6229.06	7675.00		23.21	63.40
Imo	4603.85	6132.22	7911.36		29.01	71.84
SOUTH SOUTH	3769.59	6327.08	6698.75		5.87	77.71
Akwa Ibom	3970.00	6288.89	7241.67		15.15	82.41
Bayelsa	4107.00	6100.00	6766.25		10.92	64.75
Cross River	4130.00	6570.00	6000.00		-8.68	45.28
Delta	2956.18	6287.50	7191.00		14.37	143.25
Edo	4158.33	6761.11	6849.17		1.30	64.71
Rivers	3296.02	5955.00	6144.44		3.18	86.42
SOUTH WEST	4365.76	6593.22	6360.88		-3.52	45.70
Ekiti	4740.00	6325.00	5700.00		-9.88	20.25
Lagos	5350.00	6586.67	5582.35		-15.25	4.34
Ogun	4182.11	7000.00	8000.00		14.29	91.29
Ondo	4232.73	6281.43	6232.50		-0.78	47.25
Osun	3977.22	6450.00	6565.00		1.78	65.06
Oyo	3712.50	6916.25	6085.42		-12.01	63.92
Average	4379.31	6441.94	6818.11		5.84	55.69

CONTACT



National Bureau of Statistics

Head Office

No 1, Wole Olanipekun Street,
Formerly, Plot 762 Independence
Avenue
Off Constitution Avenue,
CBD, Abuja, F. C. T.

Mr. Ichedi S.J

Information Desk

Head, Communication & Public
Relations Department (C&PRD)
Phone: +2348037051701
sjchedi@nigerianstat.gov.ng

Moses Mathew

Statistical Information Officer

Phone: +2347069071157
matmoses@nigerianstat.gov.ng

Dr A.A. Ayo

Head Prices Division

Phone: +2348036082904
anthonyayo@nigerianstat.gov.ng



@nbs_nigeria



NBSNigeria



Nbs_nigeria

