



NATIONAL BUREAU OF STATISTICS

Liquefied Petroleum Gas (Cooking Gas) Price Watch

(JUNE 2024)

Report Date: July 2024

Data Source: National Bureau of Statistics (NBS)

CONTENT

Methodology	3
Executive Summary	4
Average Cooking Gas Prices across States – 5KG Refilling	5
Average Cooking Gas Prices across Zones – 5KG Refilling	6
12 Month Average Prices – 5KG Refilling	7
Average Cooking Gas Prices across States – 12.5KG Refilling	8
Average Cooking Gas Prices across Zones – 12.5KG Refilling	9
12 Month Average Prices – 12.5KG Refilling	10
Appendix	11
Contact	13

METHODOLOGY

Fieldwork is done solely by over 700 NBS Staff in all the States of the federation, supported by supervisors whom internal and external observers monitor.

Gas Prices are collected across all the 774 local governments across all States and the FCT from over 10,000 respondents and outlets and the estimates reflect the weights derived from estimates of household expenditures on gas and the actual prices households bought different KG of gases.

The average prices are reported for each state and the country.

The NBS audit team subsequently conducts randomly selected verification of prices recorded.

EXECUTIVE SUMMARY

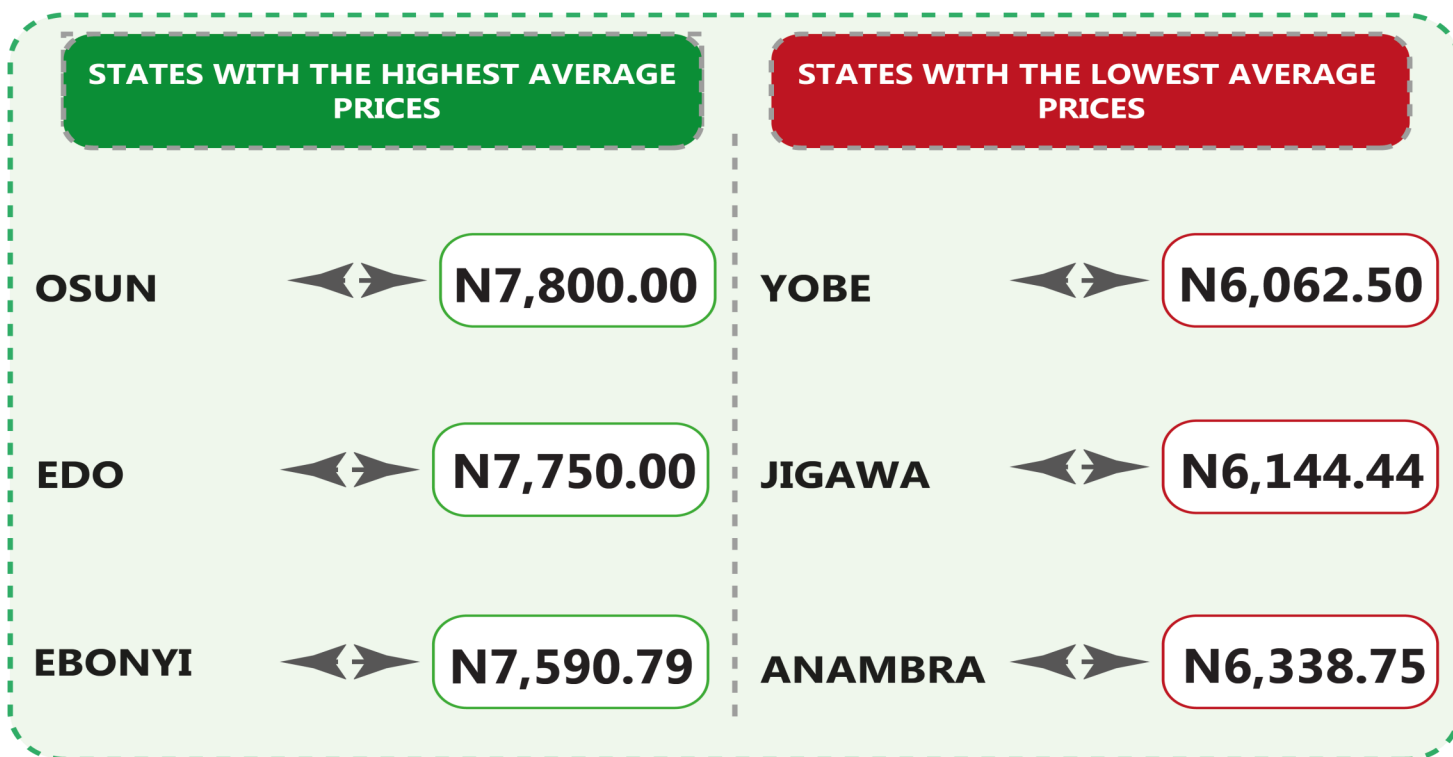

The average retail price for refilling a 5kg Cylinder of Liquefied Petroleum Gas (Cooking Gas) decreased by 6.10% on a month-on-month basis from N7,418.45 recorded in May 2024 to N6,966.03 in June 2024. On a year-on-year basis, this increased by 71.23% from N4,068.26 in June 2023. On state profile analysis, Osun recorded the highest average price for refilling a 5kg Cylinder of Liquefied Petroleum Gas (Cooking Gas) with N7,800.00, followed by Edo with N7,750.00, and Ebonyi with N7,590.79. On the other hand, Yobe recorded the lowest price with N6,062.50, followed by Jigawa and Anambra with N6,144.44 and N6,338.75 respectively. In addition, analysis by zone showed that the South-West recorded the highest average retail price for refilling a 5kg Cylinder of Liquefied Petroleum Gas (Cooking Gas) with N7,241.67, followed by the North-Central with N7,096.51 while the North-West recorded the lowest with N6,660.20.

Also, the average retail price for refilling a 12.5kg Cylinder of Liquefied Petroleum Gas (Cooking Gas) increased by 0.70% on a month-on-month basis from N15,627.40 in May 2024 to N15,736.27 in June 2024. On a year-on-year basis, this rose by 72.49% from N9,123.25 in June 2023. On state profile analysis, Cross River recorded the highest average retail price for the refilling of a 12.5kg Cylinder of Liquefied Petroleum Gas (Cooking Gas) with N16,888.89, followed by Kaduna with N16,754.69 and Abia with N16,708.33. Conversely, the lowest average price was recorded in Bauchi with N13,450.00, followed by Taraba and Kogi with N13,950.00 and N14,455.38 respectively. Analysis by zone showed that the South-South recorded the highest average retail price for refilling a 12.5kg Cylinder of Liquefied Petroleum Gas (Cooking Gas) with N16,272.94, followed by the South-East with N15,925.96 while the North-East recorded the lowest price with N15,104.26.

LIQUEFIED PETROLEUM GAS (COOKING GAS)

PRICE WATCH - JUNE 2024

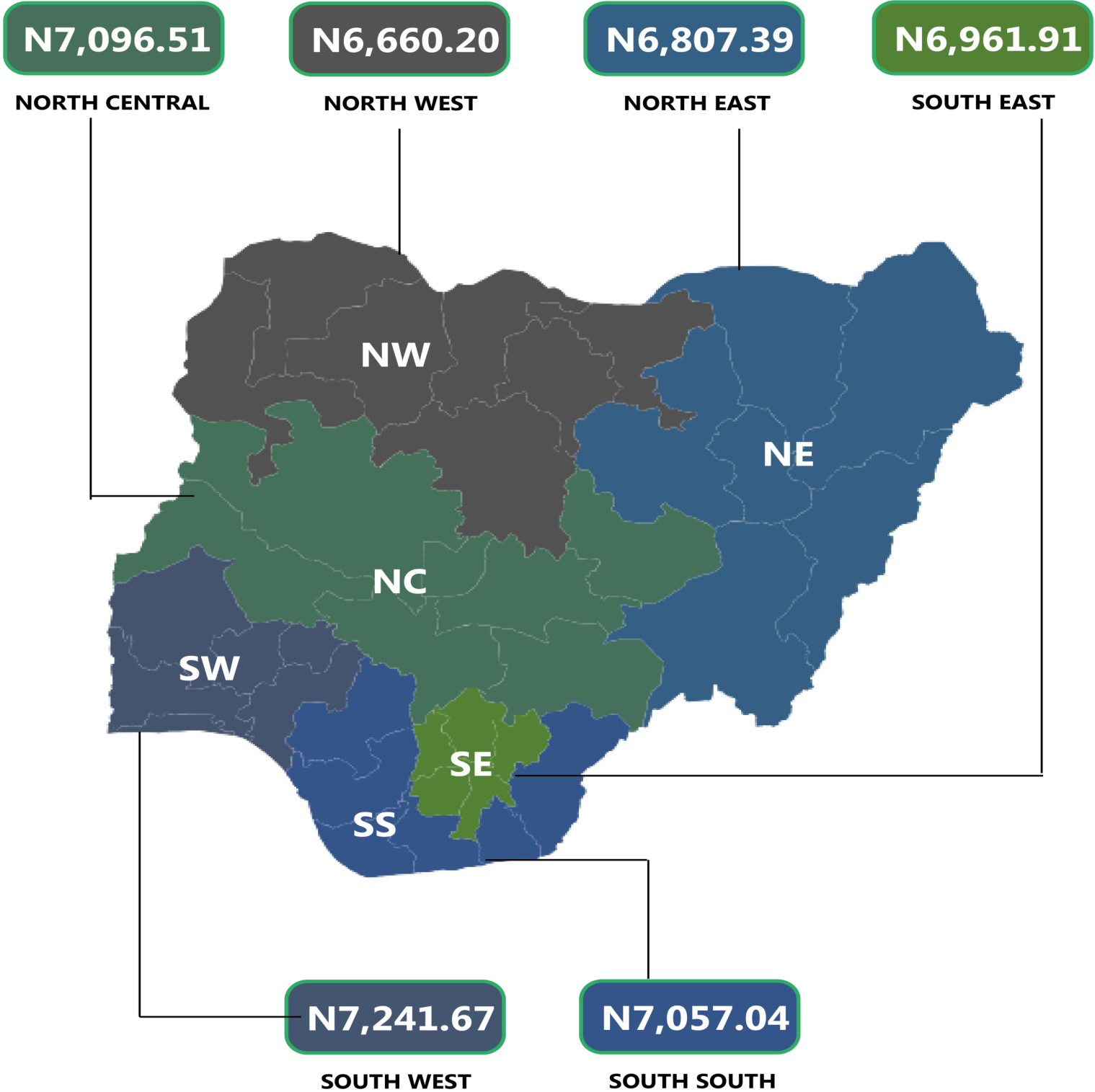
Average Cooking Gas Prices Across States – 5KG Refilling



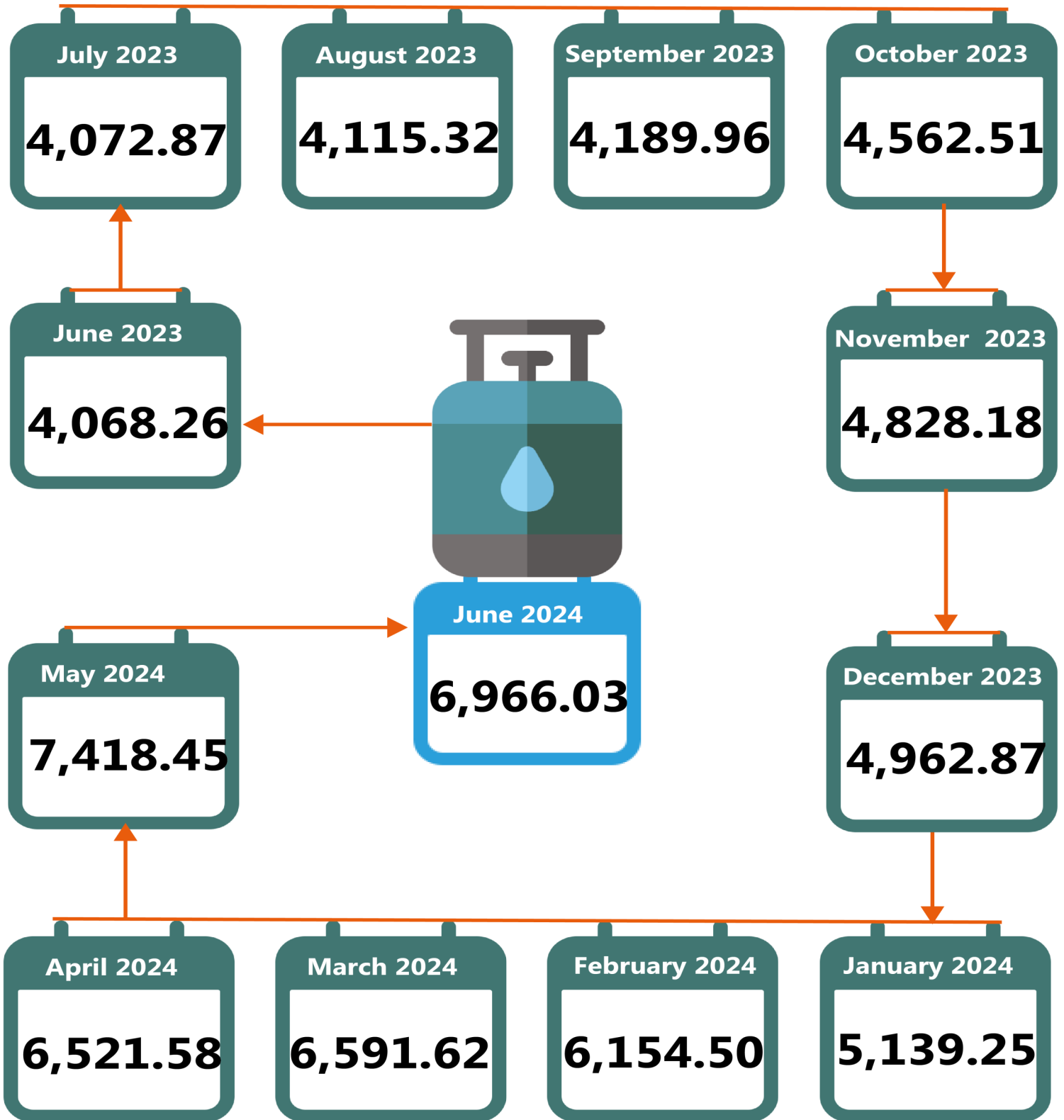
LIQUEFIED PETROLEUM GAS (COOKING GAS)

PRICE WATCH - JUNE 2024

Average Cooking Gas Prices Across Zones – 5KG Refilling




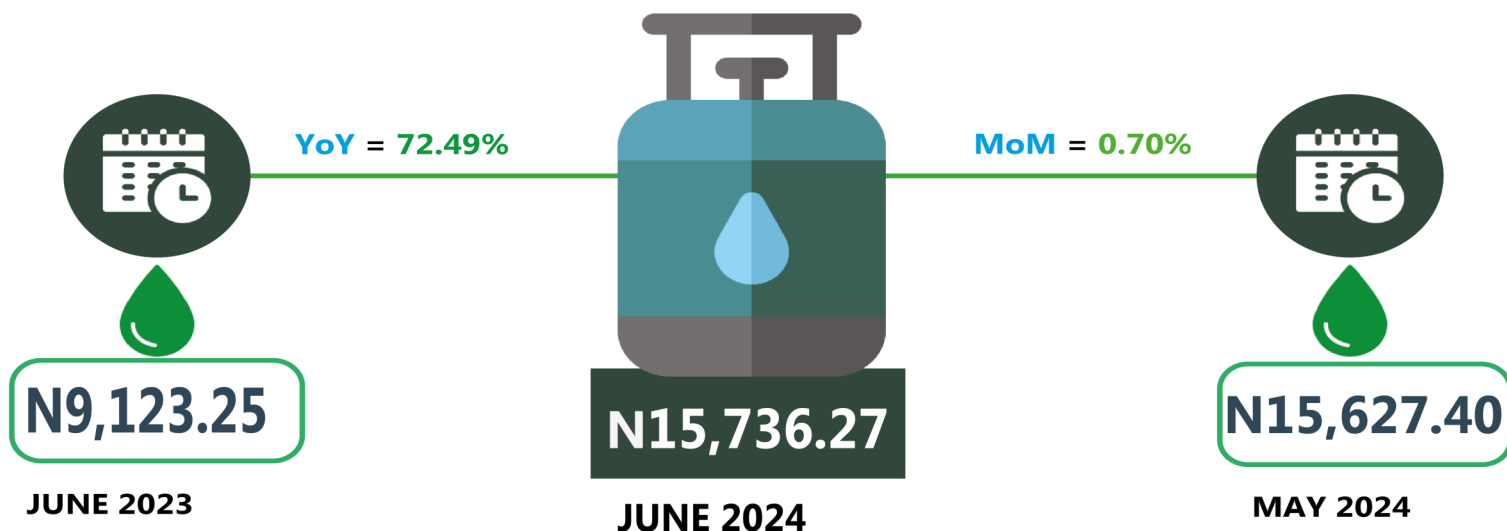
**LIQUEFIED PETROLEUM GAS (COOKING GAS)
PRICE WATCH - JUNE 2024**
12 Month Average Prices– 5KG Refilling



LIQUEFIED PETROLEUM GAS (COOKING GAS)

PRICE WATCH - JUNE 2024

Average Cooking Gas Prices Across States – 12.5KG Refilling



LIQUEFIED PETROLEUM GAS (COOKING GAS)

PRICE WATCH - JUNE 2024

Average Cooking Gas Prices Across Zones – 12.5KG Refilling



N15,593.28

NORTH CENTRAL

N15,819.44

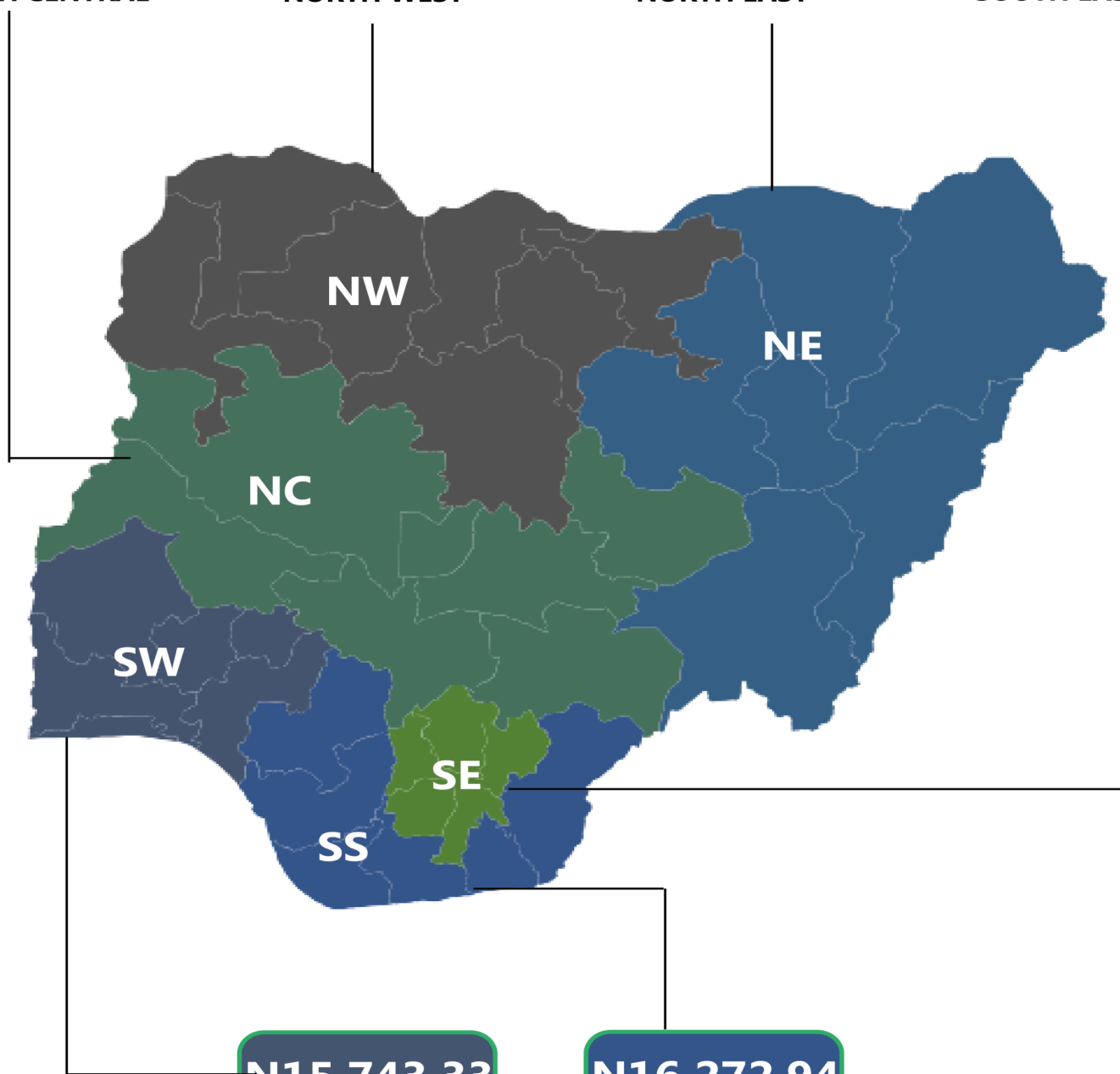
NORTH WEST

N15,104.26

NORTH EAST

N15,925.96

SOUTH EAST



N15,743.33

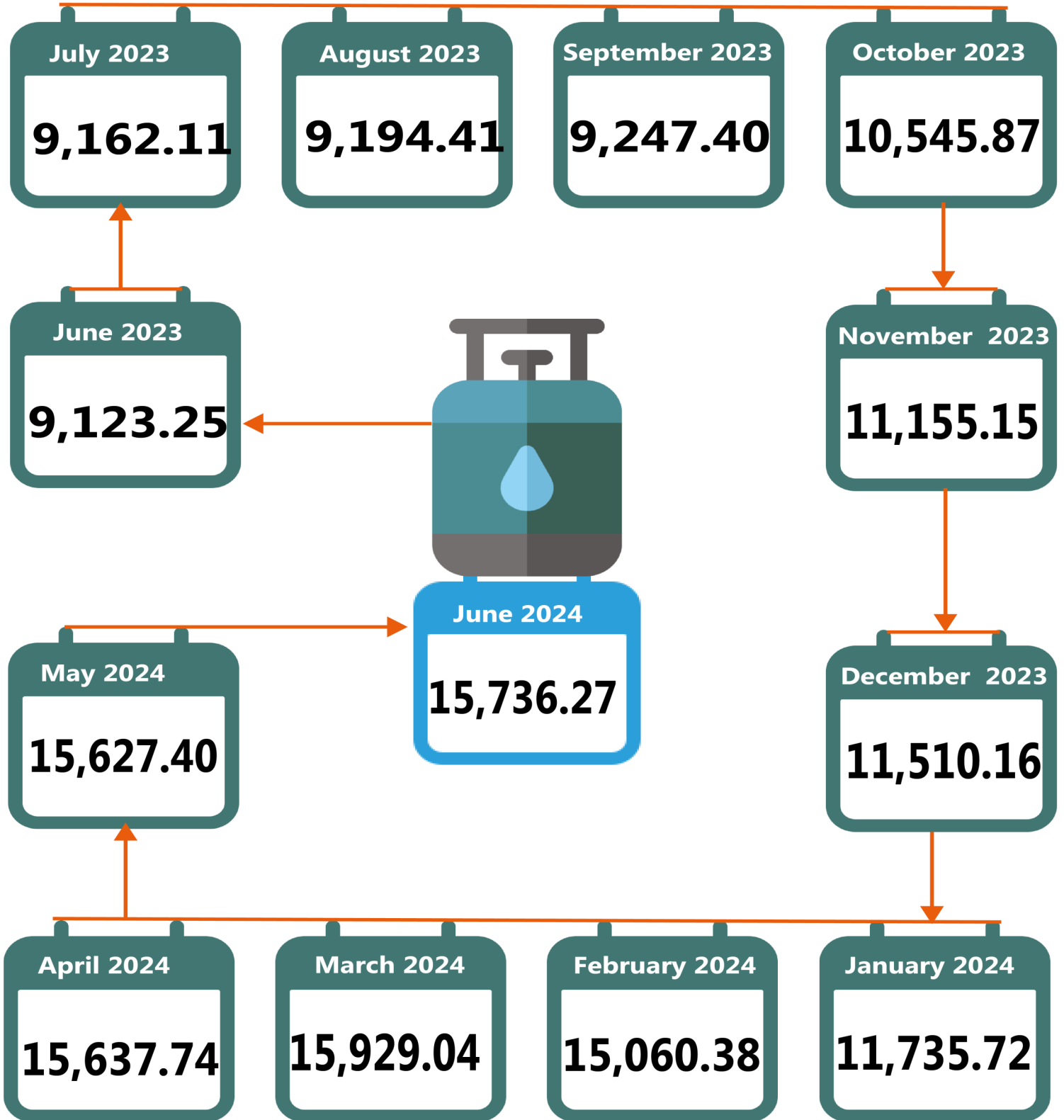
SOUTH WEST

N16,272.94

SOUTH SOUTH

LIQUEFIED PETROLEUM GAS (COOKING GAS) PRICE WATCH - JUNE 2024

12 Month Average Prices– 12.5KG Refilling



APPENDIX

5KG						
	Average of Jun-23	Average of May-24	Average of Jun-24	MoM	YoY	
NORTH CENTRAL	4421.97	7500.30	7096.51		-5.38	60.48
Abuja	4381.15	7644.55	6710.00		-12.23	53.16
Benue	4577.15	8012.03	7336.14		-8.44	60.28
Kogi	4595.67	7194.43	7238.18		0.61	57.50
Kwara	4750.00	7647.64	7562.31		-1.12	59.21
Nasarawa	3364.62	7380.30	6412.66		-13.11	90.59
Niger	4691.16	7472.47	7219.44		-3.39	53.89
Plateau	4594.03	7150.68	7196.82		0.65	56.66
NORTH EAST	4053.23	7071.84	6807.39		-3.74	67.95
Adamawa	4525.22	7735.01	6470.00		-16.35	42.98
Bauchi	4215.15	6679.79	7000.00		4.79	66.07
Borno	3757.14	7052.93	7186.67		1.90	91.28
Gombe	3650.15	7463.23	6825.00		-8.55	86.98
Taraba	4106.42	7657.76	7300.17		-4.67	77.77
Yobe	4065.31	5842.31	6062.50		3.77	49.13
NORTH WEST	4260.30	7236.93	6660.20		-7.97	56.33
Jigawa	4130.84	6521.81	6144.44		-5.79	48.75
Kaduna	4630.00	7802.57	6800.88		-12.84	46.89
Kano	4390.64	7750.83	6900.00		-10.98	57.15
Katsina	4153.97	6567.95	6375.00		-2.94	53.47
Kebbi	3650.00	7081.48	6511.11		-8.05	78.39
Sokoto	4183.33	7743.03	7000.00		-9.60	67.33
Zamfara	4683.33	7190.84	6890.00		-4.18	47.12
SOUTH EAST	3877.91	7680.87	6961.91		-9.36	79.53
Abia	3853.85	7802.23	7304.17		-6.38	89.53
Anambra	3825.00	7500.77	6338.75		-15.49	65.72
Ebonyi	4007.14	7793.88	7590.79		-2.61	89.43
Enugu	3878.57	7926.21	6825.23		-13.89	75.97
Imo	3825.00	7381.26	6750.60		-8.54	76.49
SOUTH SOUTH	3964.31	7487.16	7057.04		-5.74	78.01
Akwa Ibom	4081.25	7775.19	6597.22		-15.15	61.65
Bayelsa	4621.43	7081.47	6525.00		-7.86	41.19
Cross River	4393.75	7775.19	7420.00		-4.57	68.88
Delta	3550.00	7142.80	6883.33		-3.63	93.90
Edo	3545.00	7746.86	7750.00		0.04	118.62
Rivers	3594.44	7401.48	7166.67		-3.17	99.38
SOUTH WEST	3709.16	7593.93	7241.67		-4.64	95.24
Ekiti	3288.46	7641.83	7300.00		-4.47	121.99
Lagos	4296.43	7514.48	7500.00		-0.19	74.56
Ogun	3657.00	7223.04	7000.00		-3.09	91.41
Ondo	3287.86	7857.53	6500.00		-17.28	97.70
Osun	3596.15	7819.31	7800.00		-0.25	116.90
Oyo	4129.07	7507.38	7350.00		-2.10	78.01
Average	4068.26	7418.45	6966.03		-6.10	71.23

12.5KG					
	Average of Jun-23	Average of May-24	Average of Jun-24	MoM	YoY
NORTH CENTRAL	9189.75	15329.11	15593.28	1.72	69.68
Abuja	9047.45	16559.67	16690.00	0.79	84.47
Benue	9016.52	16057.28	16390.00	2.07	81.78
Kogi	8621.43	14567.54	14455.38	-0.77	67.67
Kwara	9500.00	15764.96	16318.64	3.51	71.78
Nasarawa	9528.57	14201.86	14553.13	2.47	52.73
Niger	9500.00	15533.34	15995.83	2.98	68.38
Plateau	9114.29	14619.10	14750.00	0.90	61.83
NORTH EAST	8576.14	15010.62	15104.26	0.62	76.12
Adamawa	7500.00	16284.72	16488.75	1.25	119.85
Bauchi	9535.15	13076.43	13450.00	2.86	41.06
Borno	8000.00	15959.55	15305.00	-4.10	91.31
Gombe	8157.14	16114.87	16473.33	2.22	101.95
Taraba	8911.84	13860.31	13950.00	0.65	56.53
Yobe	9352.74	14767.86	14958.47	1.29	59.94
NORTH WEST	8950.12	15991.13	15819.44	-1.07	76.75
Jigawa	9008.33	15912.65	15950.00	0.23	77.06
Kaduna	9312.50	16682.25	16754.69	0.43	79.92
Kano	8860.00	15821.09	15856.25	0.22	78.96
Katsina	9341.43	14525.98	15325.00	5.50	64.05
Kebbi	8975.00	14728.84	14677.14	-0.35	63.53
Sokoto	9225.00	15897.76	15650.00	-1.56	69.65
Zamfara	7928.57	18369.33	16523.00	-10.05	108.40
SOUTH EAST	9249.82	15852.26	15925.96	0.46	72.18
Abia	9022.96	17538.02	16708.33	-4.73	85.18
Anambra	9833.33	16200.47	16334.58	0.83	66.11
Ebonyi	9183.33	13788.09	14543.39	5.48	58.37
Enugu	9192.31	15623.56	15824.43	1.29	72.15
Imo	9017.15	16111.14	16219.05	0.67	79.87
SOUTH SOUTH	9500.61	16310.02	16272.94	-0.23	71.28
Akwa Ibom	8992.86	16210.63	16319.33	0.67	81.47
Bayelsa	9812.55	17772.21	16612.50	-6.53	69.30
Cross River	10096.43	16869.73	16888.89	0.11	67.28
Delta	9500.00	15234.61	16058.33	5.41	69.04
Edo	9143.50	15570.57	15877.50	1.97	73.65
Rivers	9458.33	16202.35	15881.11	-1.98	67.91
SOUTH WEST	9311.89	15297.82	15743.33	2.91	69.07
Ekiti	9196.43	14821.71	15860.00	7.01	72.46
Lagos	9528.57	14301.44	15500.00	8.38	62.67
Ogun	9875.63	14126.35	14800.00	4.77	49.86
Ondo	9069.23	15703.36	15800.00	0.62	74.22
Osun	9130.36	16832.03	16500.00	-1.97	80.72
Oyo	9071.15	16002.02	16000.00	-0.01	76.38
Average	9123.25	15627.40	15736.27	0.70	72.49

CONTACT



National Bureau of Statistics

Head Office

No 1, Wole Olanipekun Street,
Formerly, Plot 762 Independence
Avenue
Off Constitution Avenue,
CBD, Abuja, F. C. T.

Mr. Ichedi S.J

Information Desk

Head, Communication & Public
Relations Department (C&PRD)
Phone: +2348037051701
sjchedi@nigerianstat.gov.ng

Moses Mathew

Statistical Information Officer

Phone: +2347069071157
matmoses@nigerianstat.gov.ng

Dr A.A. Ayo

Head Prices Division

Phone: +2348036082904
anthonyayo@nigerianstat.gov.ng



@nbs_nigeria



NBSNigeria



Nbs_nigeria

