



NATIONAL BUREAU OF STATISTICS

# National Household Kerosene Price Watch

---

(JUNE 2024)

**Report Date: July 2024**

**Data Source: National Bureau of Statistics (NBS)**

# CONTENT

<b>Methodology</b>	<b>3</b>
<b>Executive Summary</b>	<b>4</b>
<b>Average Kerosene Prices per liter across States</b>	<b>5</b>
<b>Average Kerosene Prices per liter across Zones</b>	<b>6</b>
<b>12 Months Average Prices per liter</b>	<b>7</b>
<b>Average Kerosene Prices per gallon across States</b>	<b>8</b>
<b>Average Kerosene Prices per gallon across Zones</b>	<b>9</b>
<b>12 Months Average Prices per gallon</b>	<b>10</b>
<b>Appendix</b>	<b>11</b>
<b>Contact</b>	<b>13</b>

## METHODOLOGY

Fieldwork is done solely by over 700 NBS Staff in all the States of the federation, supported by supervisors whom internal and external observers monitor.

Fuel Prices are collected across all the 774 local governments across all States and the FCT from over 10,000 respondents and outlets and the estimates reflect the weights derived from estimates of household expenditures on fuel and the actual prices of liters or gallon bought by the households.

The average prices are reported for each state and the country. The NBS audit team subsequently conducts randomly selected verification of prices recorded.

## EXECUTIVE SUMMARY

The average retail price per litre of Household Kerosene (HHK) paid by consumers in June 2024 was N1,555.11, showing an increase of 7.22% compared to N1,450.35 recorded in May 2024. On a year-on-year basis, the average retail price per litre of the product rose by 25.73% from N1,236.91 in June 2023.

On state profile analysis, the highest average price per litre in June 2024 was recorded in Kaduna with N2,072.92, followed by Benue with N2,038.99 and Zamfara with N1,833.33. On the other hand, the lowest price was recorded in Kebbi with N1,248.15, followed by Taraba with N1,277.60 and Sokoto with N1,300.00.

In addition, analysis by zone showed that the North Central recorded the highest average retail price per litre of Household Kerosene with N1,686.97, followed by the North-West with N1,589.68, while the North-East recorded the lowest with N1,416.13.

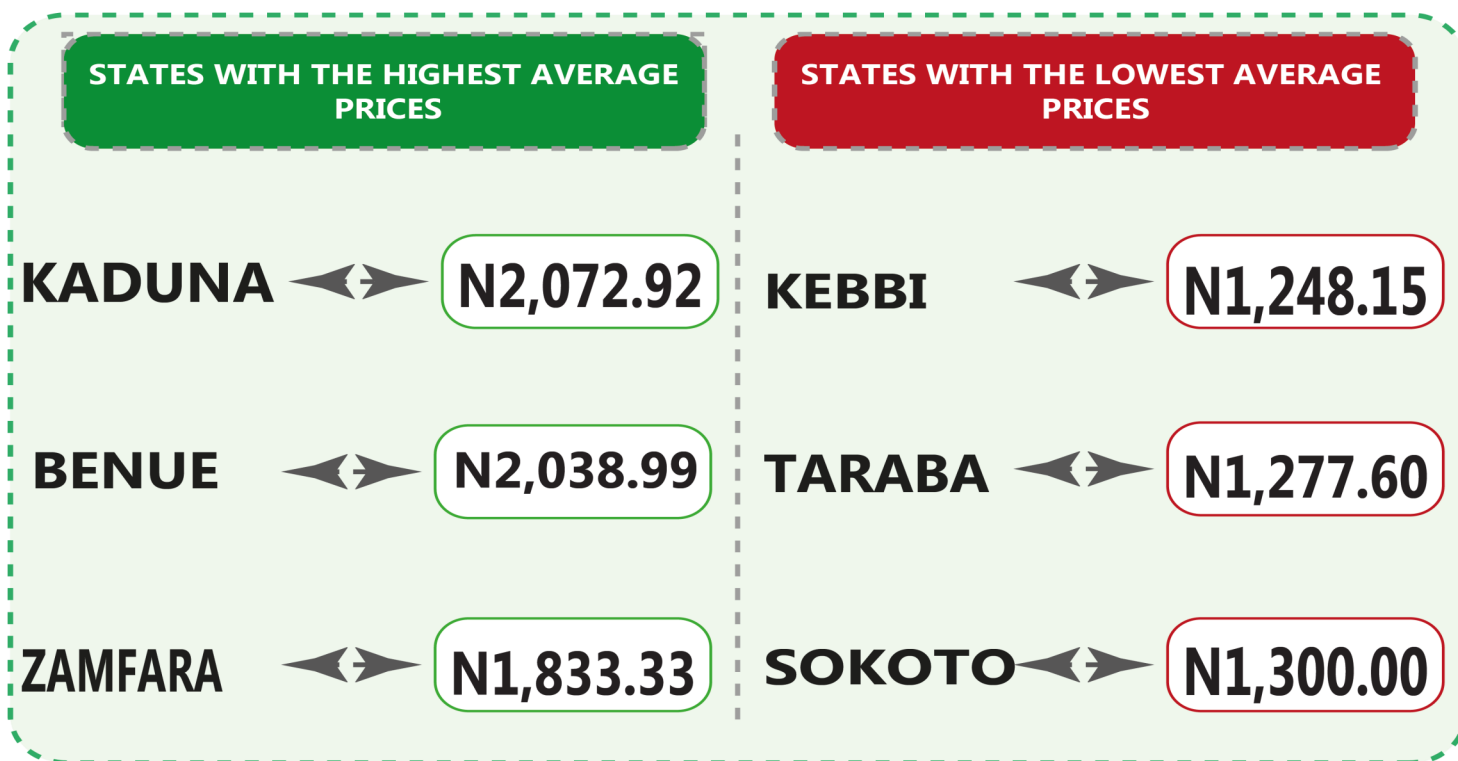

The average retail price per gallon of Household Kerosene paid by consumers in June 2024 was N5,698.68 indicating an increase of 9.66% from N5,196.69 in May 2024. On a year-on-year basis, this increased by 33.49% from N4,269.13 in June 2023.

On state profile analysis, Kano and Sokoto recorded the highest average retail price per gallon of Household Kerosene with N7,500.00, followed by Kaduna with N7,250.00 and Katsina with N7,100.00. On the other hand, Rivers recorded the lowest price with N3,200.00, followed by Niger and Delta with N4,290.10 and N4,471.43 respectively.

Analysis by zone showed that the North-West recorded the highest average retail price per gallon of Household Kerosene with N6,899.49, followed by the North East with N6,155.96, while the South-South recorded the lowest with N4,621.95.

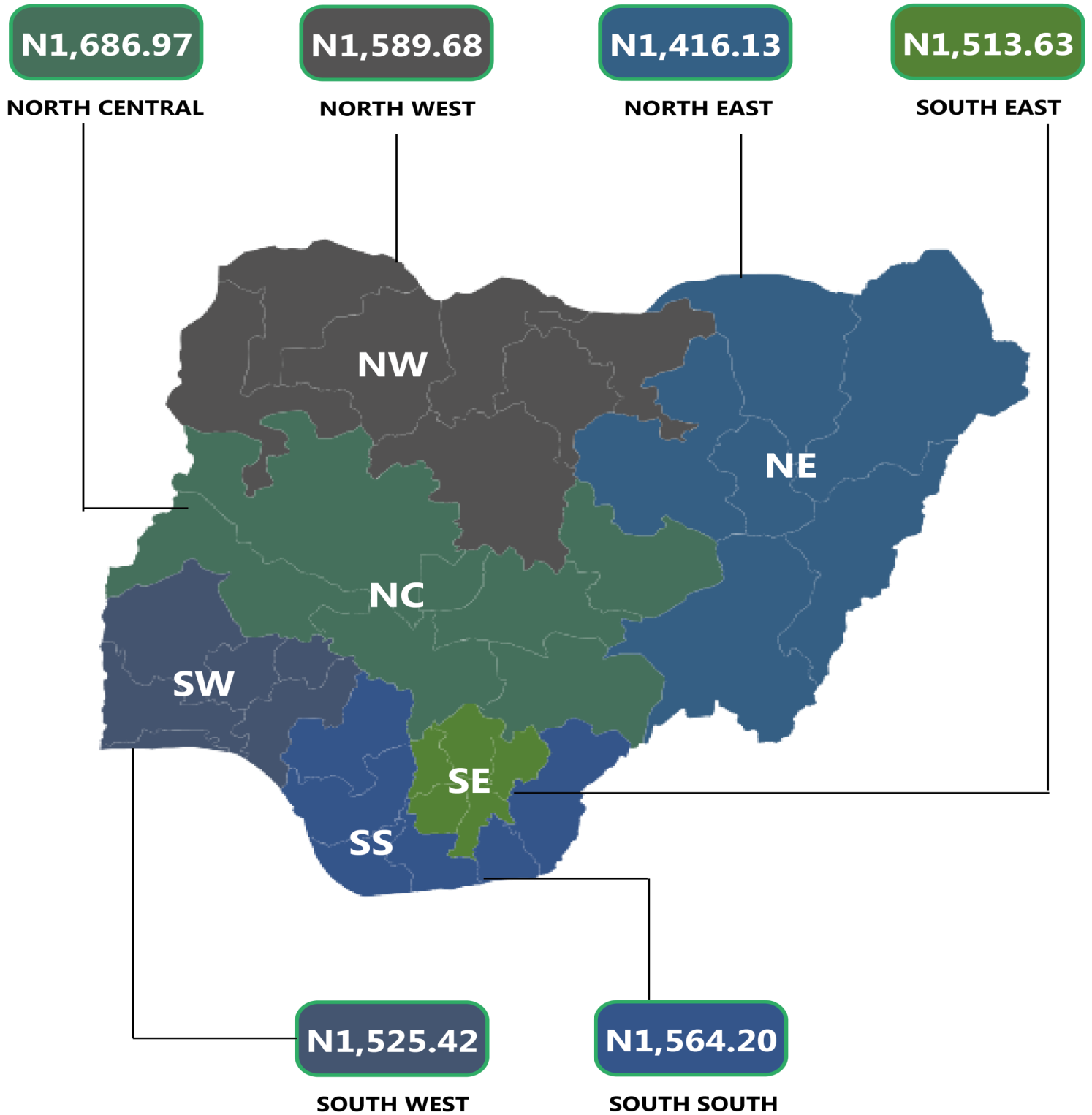
# NATIONAL HOUSEHOLD KEROSENE PRICE WATCH - JUNE 2024

Average Kerosene Prices per litre Across States



# NATIONAL HOUSEHOLD KEROSENE PRICE WATCH - JUNE 2024


Average Kerosene Prices per litre Across Zones



# NATIONAL HOUSEHOLD KEROSENE PRICE WATCH

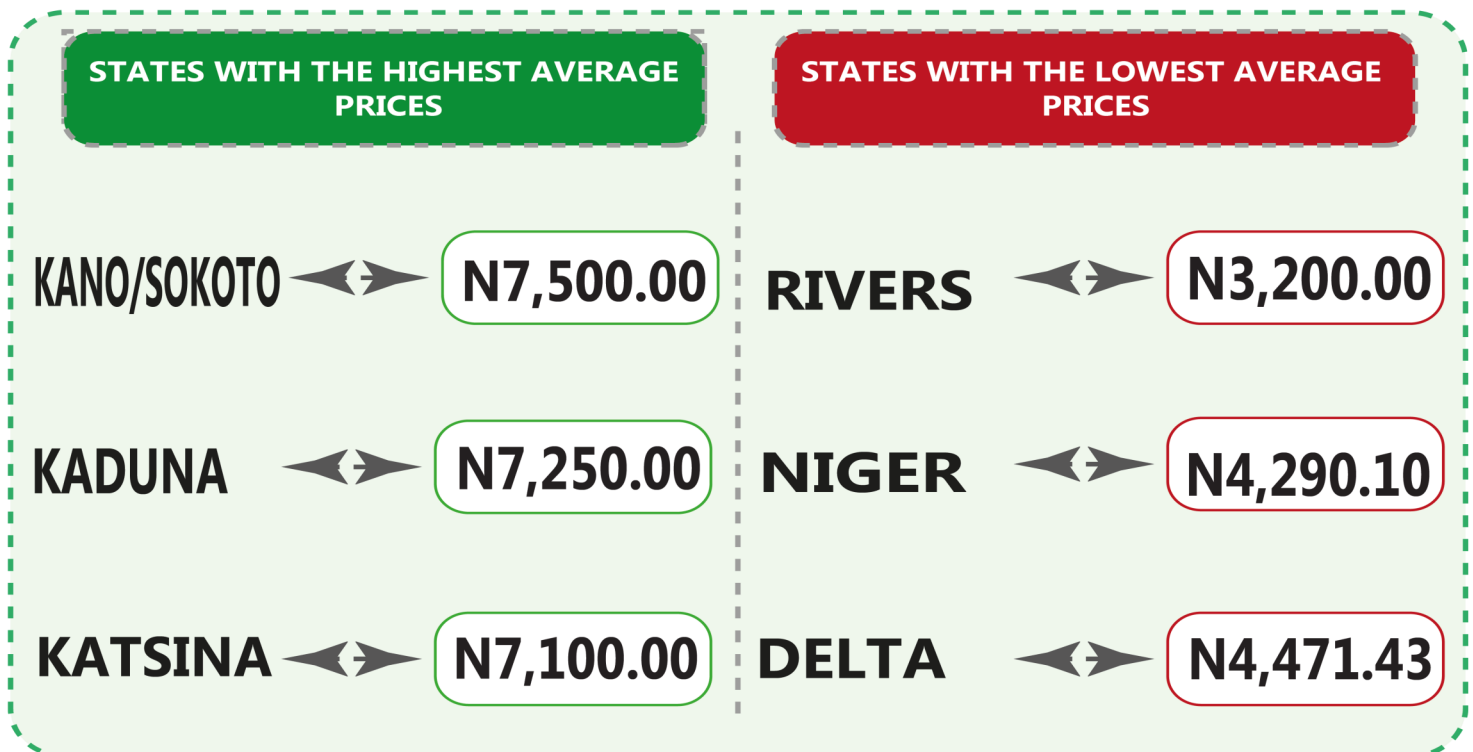

- JUNE 2024

12 Month Average Prices per litre



# NATIONAL HOUSEHOLD KEROSENE PRICE WATCH - JUNE 2024

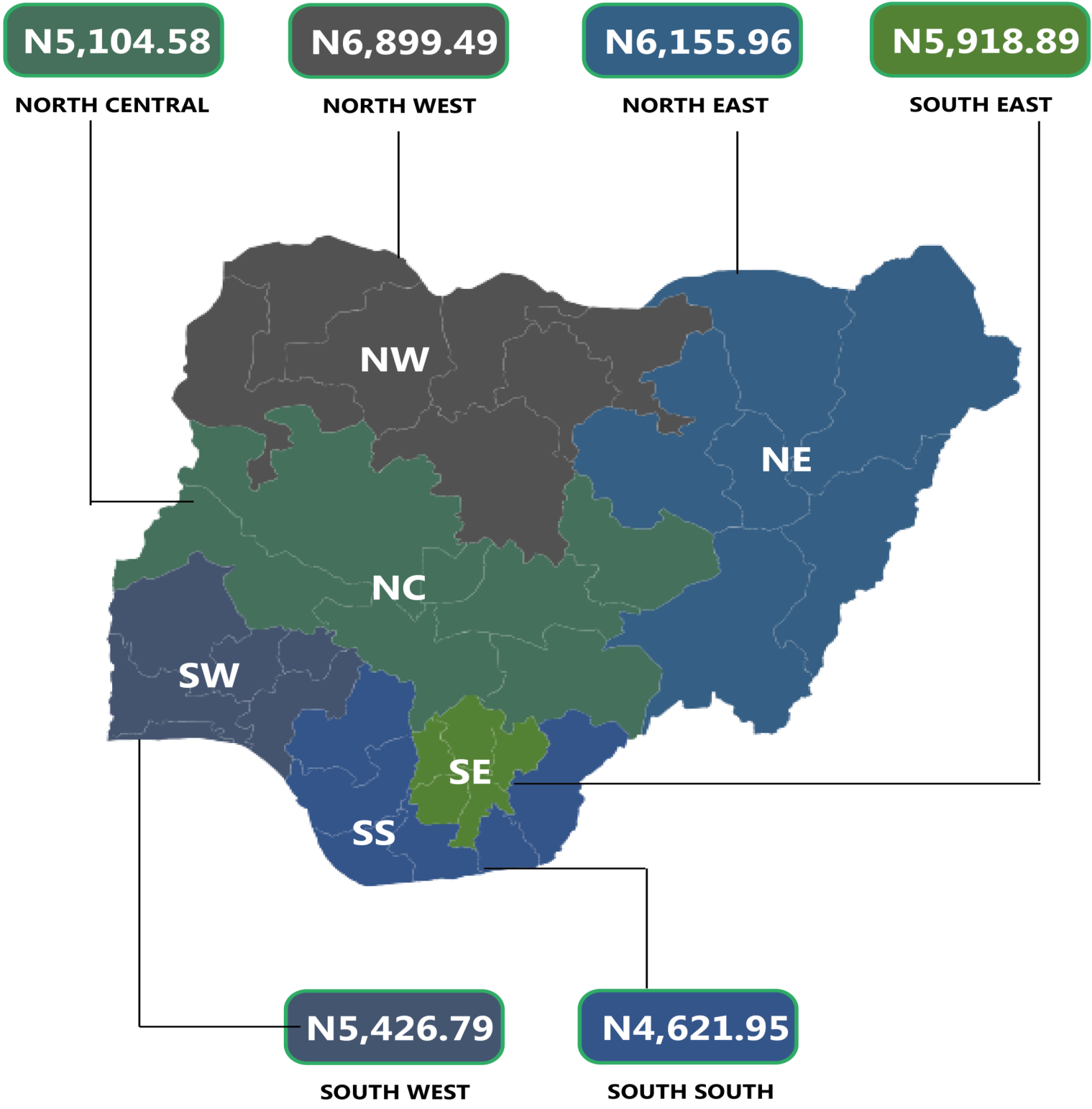
Average Kerosene Prices per gallon Across States





# NATIONAL HOUSEHOLD KEROSENE PRICE WATCH - JUNE 2024

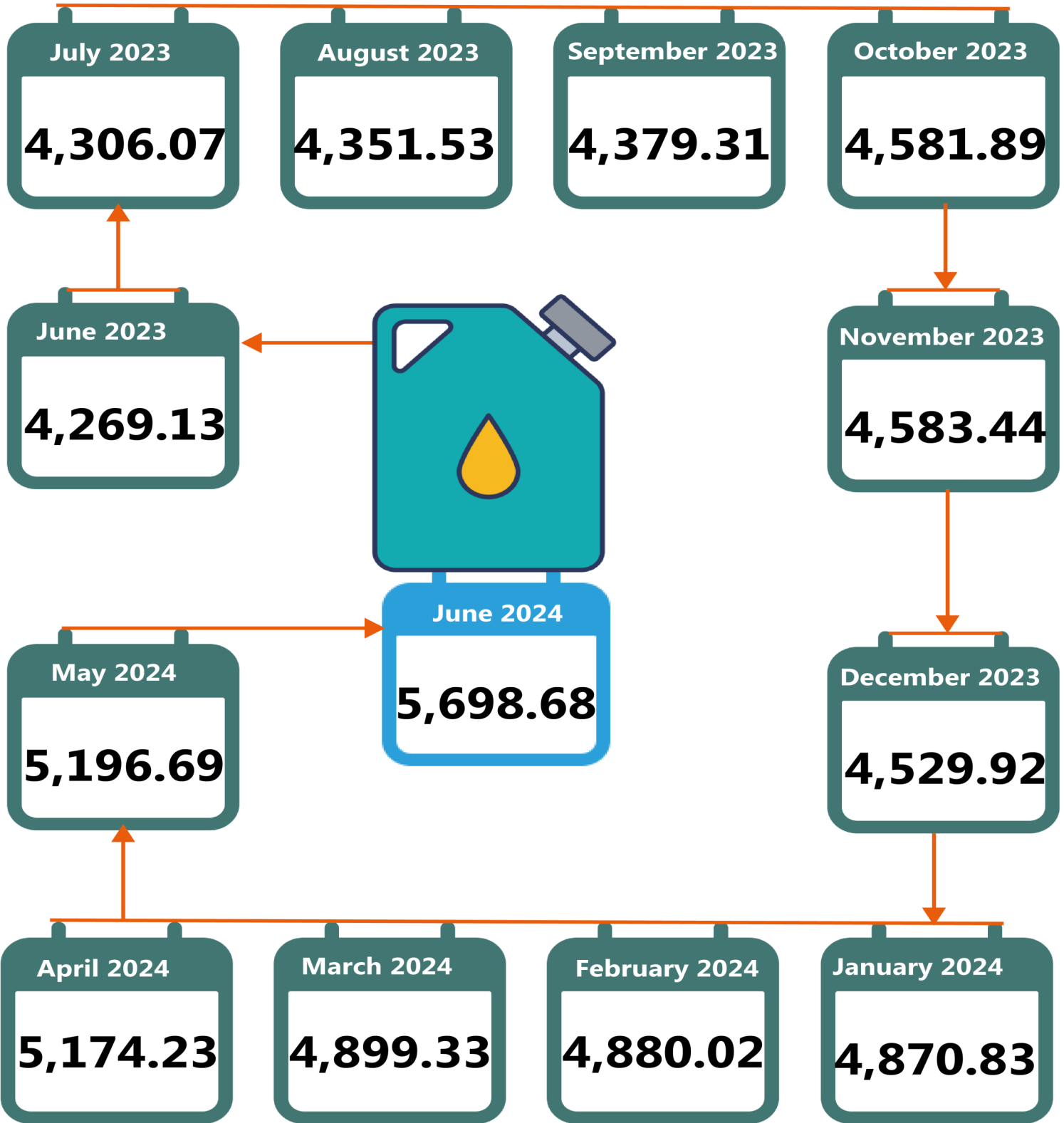
Average Kerosene Prices per gallon Across Zones



# NATIONAL HOUSEHOLD KEROSENE PRICE WATCH

- JUNE 2024

12 Month Average Prices per gallon



## APPENDIX

LITRE					
	Average of Jun-23	Average of May-24	Average of Jun-24	MoM	YoY
<b>NORTH CENTRAL</b>	<b>1252.29</b>	<b>1534.12</b>	<b>1686.97</b>	<b>9.96</b>	<b>34.71</b>
Abuja	1461.11	1620.49	1783.33	10.05	22.05
Benue	1383.33	1790.92	2038.99	13.85	47.40
Kogi	1116.67	1394.33	1660.00	19.05	48.66
Kwara	1126.67	1260.07	1726.88	37.05	53.27
Nasarawa	1180.95	1301.77	1399.05	7.47	18.47
Niger	1267.80	1650.76	1512.50	-8.38	19.30
Plateau	1229.48	1720.47	1688.03	-1.89	37.30
<b>NORTH EAST</b>	<b>1346.09</b>	<b>1408.41</b>	<b>1416.13</b>	<b>0.55</b>	<b>5.20</b>
Adamawa	1691.81	1413.29	1436.89	1.67	-15.07
Bauchi	1333.72	1410.66	1402.42	-0.58	5.15
Borno	1375.00	1381.62	1377.82	-0.28	0.20
Gombe	1294.67	1440.63	1600.00	11.06	23.58
Taraba	1185.96	1392.26	1277.60	-8.24	7.73
Yobe	1195.37	1411.98	1402.07	-0.70	17.29
<b>NORTH WEST</b>	<b>1056.74</b>	<b>1409.00</b>	<b>1589.68</b>	<b>12.82</b>	<b>50.43</b>
Jigawa	960.45	1263.91	1400.00	10.77	45.76
Kaduna	1001.22	1769.65	2072.92	17.14	107.04
Kano	1056.43	1325.43	1666.67	25.75	57.76
Katsina	1144.97	1230.81	1606.67	30.54	40.32
Kebbi	1015.51	1312.11	1248.15	-4.87	22.91
Sokoto	1175.43	1380.95	1300.00	-5.86	10.60
Zamfara	1043.19	1580.17	1833.33	16.02	75.74
<b>SOUTH EAST</b>	<b>1351.56</b>	<b>1412.63</b>	<b>1513.63</b>	<b>7.15</b>	<b>11.99</b>
Abia	1396.67	1450.79	1591.21	9.68	13.93
Anambra	1320.24	1373.72	1344.76	-2.11	1.86
Ebonyi	1341.67	1422.73	1647.80	15.82	22.82
Enugu	1394.44	1420.21	1630.28	14.79	16.91
Imo	1304.76	1395.70	1354.11	-2.98	3.78
<b>SOUTH SOUTH</b>	<b>1207.26</b>	<b>1435.65</b>	<b>1564.20</b>	<b>8.95</b>	<b>29.57</b>
Akwa Ibom	1379.63	1392.47	1540.74	10.65	11.68
Bayelsa	1200.00	1280.34	1333.33	4.14	11.11
Cross River	1347.22	1722.94	1814.81	5.33	34.71
Delta	1155.56	1545.87	1685.19	9.01	45.83
Edo	979.31	1391.76	1611.11	15.76	64.52
Rivers	1181.82	1280.51	1400.00	9.33	18.46
<b>SOUTH WEST</b>	<b>1254.11</b>	<b>1488.97</b>	<b>1525.42</b>	<b>2.45</b>	<b>21.63</b>
Ekiti	1279.76	1374.81	1800.00	30.93	40.65
Lagos	1333.97	1410.93	1385.30	-1.82	3.85
Ogun	1379.49	1572.35	1494.53	-4.95	8.34
Ondo	1242.12	1644.07	1513.16	-7.96	21.82
Osun	1138.89	1511.13	1376.19	-8.93	20.84
Oyo	1150.46	1420.51	1583.33	11.46	37.63
<b>Average</b>	<b>1236.91</b>	<b>1450.35</b>	<b>1555.11</b>	<b>7.22</b>	<b>25.73</b>

GALLON					
	Average of Jun-23	Average of May-24	Average of Jun-24	MoM	YoY
<b>NORTH CENTRAL</b>	<b>4210.96</b>	<b>4659.73</b>	<b>5104.58</b>		
Abuja	4172.14	4582.46	5619.38		
Benue	4370.00	4510.31	5120.83		
Kogi	4162.22	4903.36	5555.33		
Kwara	4178.33	4235.42	5026.17		
Nasarawa	4280.77	4905.11	4921.70		
Niger	4175.00	4853.79	4290.10	-11.61	2.76
Plateau	4138.26	4627.70	5198.52		
<b>NORTH EAST</b>	<b>4607.69</b>	<b>5951.06</b>	<b>6155.96</b>	<b>3.44</b>	<b>33.60</b>
Adamawa	4716.67	6295.63	6266.05	-0.47	32.85
Bauchi	4285.82	6051.83	6000.09	-0.86	40.00
Borno	4834.93	5490.45	5450.00	-0.74	12.72
Gombe	4680.00	6076.76	6466.67	6.42	38.18
Taraba	4488.75	5651.54	6632.57	17.36	47.76
Yobe	4640.00	6140.17	6120.41	-0.32	31.91
<b>NORTH WEST</b>	<b>4497.37</b>	<b>5560.03</b>	<b>6899.49</b>	<b>24.09</b>	<b>53.41</b>
Jigawa	4122.96	5150.93	5900.00	14.54	43.10
Kaduna	4109.09	5655.65	7250.00	28.19	76.44
Kano	4160.00	6900.28	7500.00	8.69	80.29
Katsina	4977.83	5082.00	7100.00	39.71	42.63
Kebbi	4666.67	5050.87	6971.43	38.02	49.39
Sokoto	4638.89	6025.41	7500.00	24.47	61.68
Zamfara	4806.14	5055.04	6075.00	20.18	26.40
<b>SOUTH EAST</b>	<b>4497.05</b>	<b>5238.39</b>	<b>5918.89</b>	<b>12.99</b>	<b>31.62</b>
Abia	4738.89	5984.26	5707.45	-4.63	20.44
Anambra	4432.72	5137.43	6408.93	24.75	44.58
Ebonyi	4398.15	5384.50	4870.16	-9.55	10.73
Enugu	4421.88	5020.50	6178.07	23.06	39.72
Imo	4493.61	4665.27	6429.86	37.82	43.09
<b>SOUTH SOUTH</b>	<b>3482.52</b>	<b>4720.63</b>	<b>4621.95</b>	<b>-2.09</b>	<b>32.72</b>
Akwa Ibom	3861.11	4362.81	4677.78	7.22	21.15
Bayelsa	3335.16	4518.53	4630.00	2.47	38.82
Cross River	3907.89	5321.24	5252.50	-1.29	34.41
Delta	2835.96	4320.39	4471.43	3.50	57.67
Edo	3795.00	5400.50	5500.00	1.84	44.93
Rivers	3160.00	4400.30	3200.00	-27.28	1.27
<b>SOUTH WEST</b>	<b>4328.81</b>	<b>5086.17</b>	<b>5426.79</b>	<b>6.70</b>	<b>25.36</b>
Ekiti	4726.92	5065.07	4894.66	-3.36	3.55
Lagos	5333.08	4950.27	4754.44	-3.96	-10.85
Ogun	4019.55	5950.85	6500.00	9.23	61.71
Ondo	4209.92	4800.03	5500.00	14.58	30.64
Osun	3888.58	4650.62	4652.87	0.05	19.65
Oyo	3794.80	5100.18	6258.75	22.72	64.93
<b>Average</b>	<b>4269.13</b>	<b>5196.69</b>	<b>5698.68</b>	<b>9.66</b>	<b>33.49</b>

# CONTACT



## National Bureau of Statistics

Head Office

No 1, Wole Olanipekun Street,  
Formerly, Plot 762 Independence  
Avenue  
Off Constitution Avenue,  
CBD, Abuja, F. C. T.

## Mr. Ichedi S.J

Information Desk

Head, Communication & Public  
Relations Department (C&PRD)  
Phone: +2348037051701  
sjchedi@nigerianstat.gov.ng

## Moses Mathew

Statistical Information Officer

Phone: +2347069071157  
matmoses@nigerianstat.gov.ng

## Dr A.A. Ayo

Head Prices Division

Phone: +2348036082904  
anthonyayo@nigerianstat.gov.ng



@nbs\_nigeria



NBSNigeria



Nbs\_nigeria

