



NATIONAL BUREAU OF STATISTICS

# Road Transport Data

---

(Q1 2024)

**Report Date: July 2024**

**Data Source: National Bureau of Statistics (NBS)/Federal Road Safety Corps (FRSC)**

# CONTENT

Methodology ..... 3

Key Highlights .....4

Infographics ..... 5

Appendix ..... 9

Contact ..... 12

## METHODOLOGY

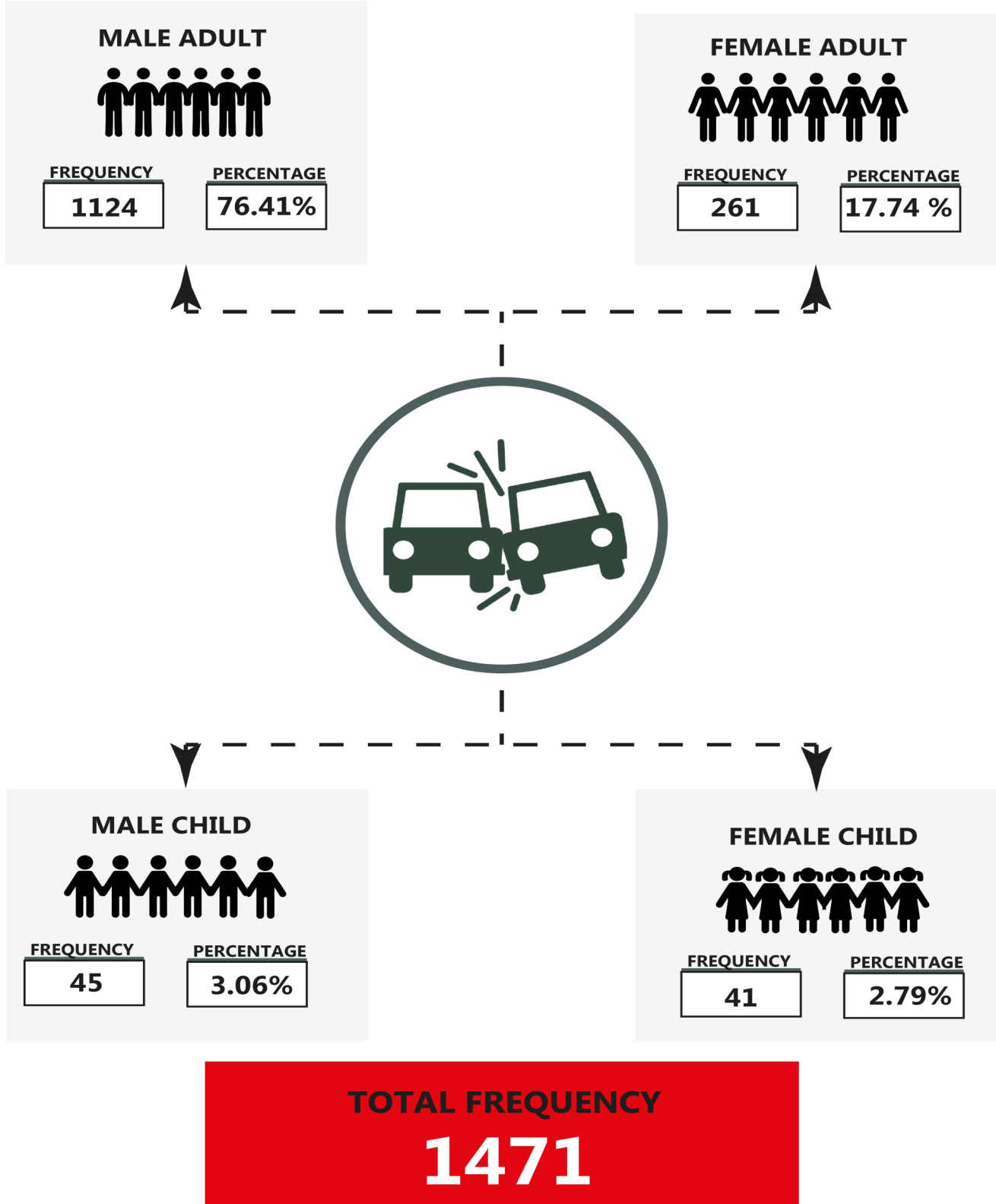
Data is provided by the Federal Road Safety Corps (FRSC), verified and validated by the National Bureau of Statistics (NBS)

## KEY HIGHLIGHTS

- The total number of road traffic crashes in Q1 2024 was 2,662, indicating a decrease of 2.02% from the previous quarter which recorded 2,717 and an 3.00% fall from 2,733 in Q1 2023.
- Of all crashes, serious cases stood top in Q1 2024 with 1,715 compared to fatal and minor cases with 693 and 254 respectively. In addition, the three categories of cases recorded a decline in the quarter under review relative to the preceding quarter.
- A total of 1,169 males were killed in Q1 2024, accounting for 79.50% of 1,471 persons killed, compared to 302 (20.50%) females killed.
- Also, a total of 6,749 males were injured during the period, indicating 77.90% of 8,659 injured persons compared to 1,910 (22.10%) females injured.
- A total of 3,952 vehicles were involved in road traffic crashes in Q1 2024, lower compared to the previous quarter which recorded 4,195, indicating a decrease of 5.80%.

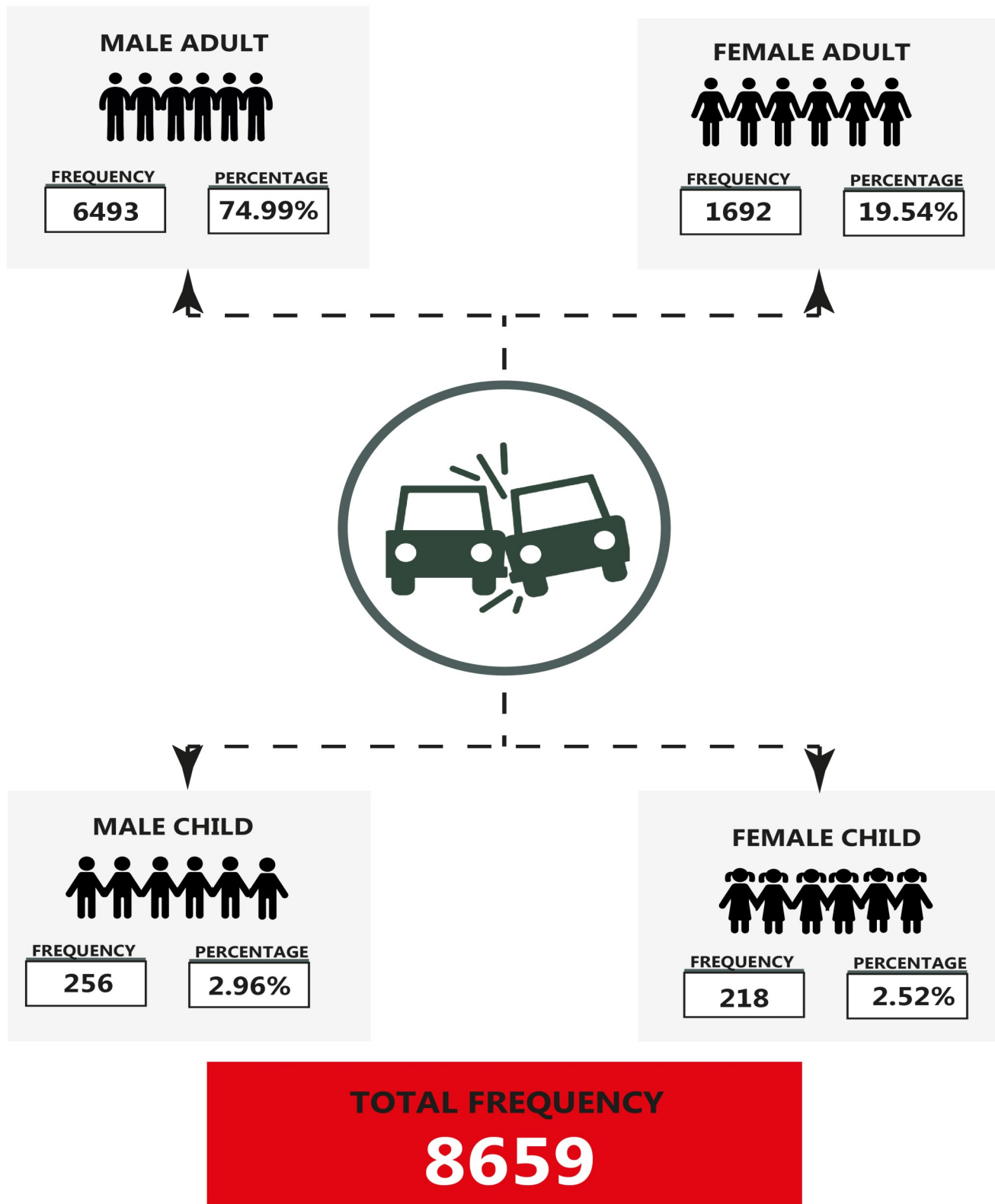
# ROAD TRANSPORT DATA - Q1 2024

## Sex Distribution of Persons Killed In Road Traffic Crashes



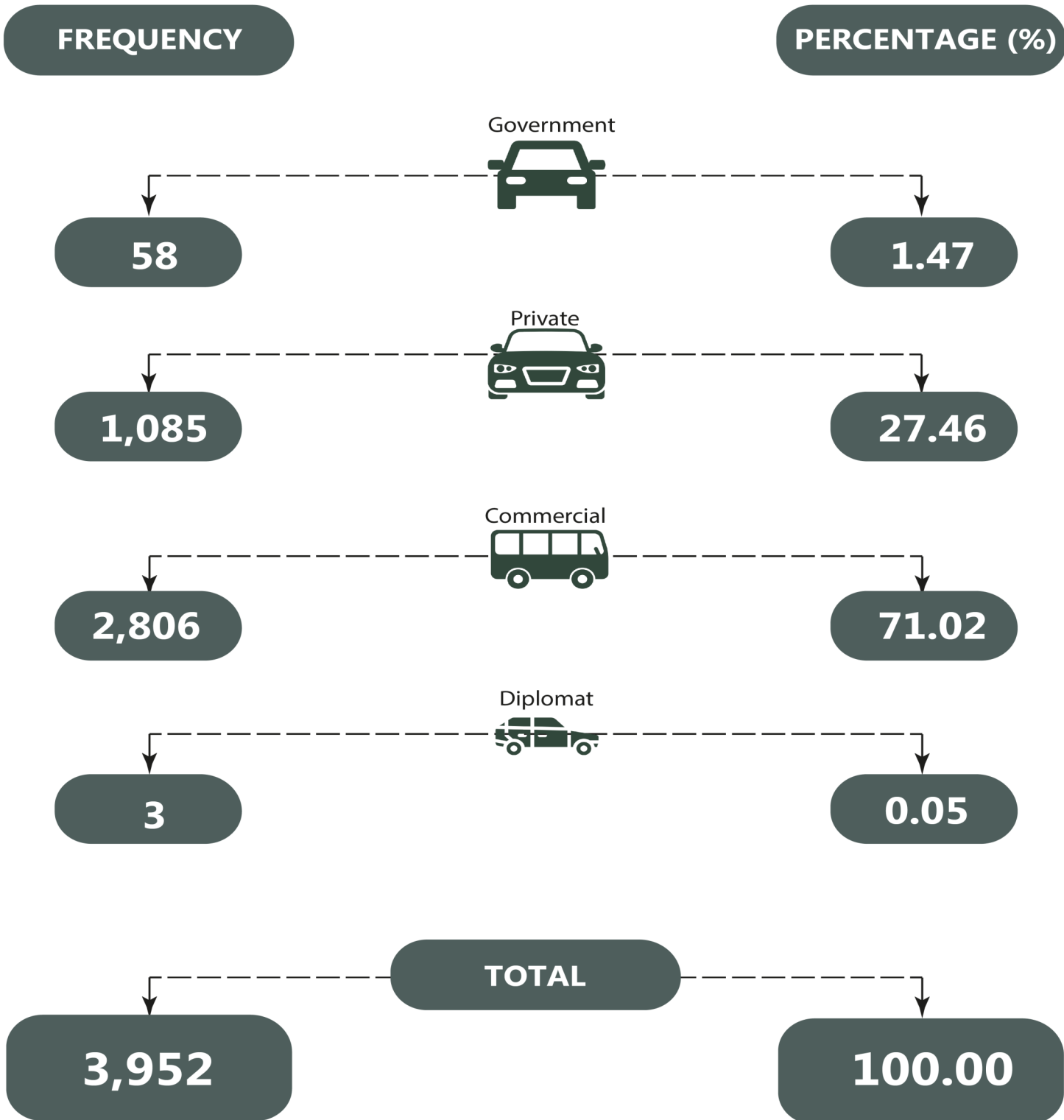
# ROAD TRANSPORT DATA - Q1 2024

## Sex Distribution of Persons Injured In Road Traffic Crashes









# ROAD TRANSPORT DATA - Q1 2024

Category Of Vehicles Involved  
In Road Traffic Crashes



# ROAD TRANSPORT DATA - Q1 2024

Number Of Vehicles Involved  
In Road Traffic Crashes



**TOTAL**  
**3952**



# APPENDIX

## Q1 2024 CAUSATIVE FACTORS OF ROAD TRAFFIC CRASHES

STATE	SPV	UPD	TBT	MDV	BFL	OVL	DOT	WOT	DGD	BRD	RTV	OBS	SOS	DAD	PWR	FTQ	SLV	OTH-ERS	TO-TAL
Abia	6	0	5	0	3	0	0	2	0	0	0	0	0	0	0	0	1	0	17
Adamawa	29	0	4	2	0	1	0	1	2	0	0	3	0	0	0	0	0	0	42
Akwa	5	0	0	0	1	0	0	7	0	0	0	0	0	0	0	0	0	0	13
Anambra	17	0	0	0	10	4	0	1	1	0	0	1	0	0	0	2	0	0	36
Bauchi	67	0	23	3	5	4	0	5	9	4	3	0	0	0	0	1	0	0	124
Bayelsa	13	0	2	0	1	1	0	1	1	0	2	0	0	0	0	0	0	0	21
Benue	62	0	8	2	0	4	0	11	6	1	1	1	1	2	0	0	0	2	101
Borno	19	0	1	2	0	0	0	6	4	0	0	0	0	0	0	0	10	0	42
Cross	25	0	0	1	4	0	0	6	1	0	1	0	0	0	0	0	0	0	38
Delta	26	1	5	0	3	0	0	4	0	0	3	0	0	0	0	0	2	0	44
Ebonyi	22	0	7	2	1	0	0	1	1	0	0	0	0	0	0	0	1	0	35
Edo	46	0	3	0	13	0	0	6	0	0	0	2	0	0	0	2	0	1	73
Ekiti	27	0	0	0	0	0	0	0	0	0	0	0	1	2	0	0	2	1	33
Enugu	39	0	0	0	6	0	0	1	1	0	2	1	0	0	0	0	0	0	50
FCT	280	0	18	3	6	0	0	2	11	0	23	3	0	0	0	2	18	2	368
Gombe	46	0	5	4	8	2	0	5	13	0	3	1	0	0	0	0	1	0	88
Imo	25	0	1	1	0	0	0	0	1	0	0	0	0	0	0	0	0	0	28
Jigawa	104	0	11	1	1	4	0	9	7	0	2	11	0	0	0	1	0	4	155
Kaduna	96	1	13	6	0	2	0	18	13	0	20	2	0	1	0	6	1	2	181
Kano	44	0	2	0	0	1	0	3	5	0	2	0	0	0	0	0	3	6	66
Katsina	33	0	4	0	0	4	0	1	1	0	3	2	0	0	0	0	0	2	50
Kebbi	29	0	0	0	0	2	0	0	3	0	0	0	0	0	0	0	0	0	34
Kogi	126	1	21	6	11	0	0	22	0	0	3	0	0	1	0	1	0	1	193
Kwara	63	1	6	8	2	2	0	19	3	0	0	0	0	0	0	0	3	2	109
Lagos	71	0	1	8	6	0	0	5	4	0	8	2	0	1	0	0	0	5	111
Nasarawa	167	0	7	2	6	2	0	4	26	1	10	1	1	2	1	0	7	5	242
Niger	140	0	6	4	0	1	1	8	2	2	6	0	0	0	2	3	5	2	182
Ogun	261	0	34	12	2	0	0	16	8	0	18	1	3	0	0	0	1	9	365
Ondo	80	0	6	3	8	2	0	22	15	0	8	0	1	0	0	1	0	0	146
Osun	71	0	10	6	4	0	0	7	5	3	15	0	1	0	0	1	0	0	123
Oyo	84	0	8	3	8	1	1	8	1	3	3	0	0	0	0	2	0	0	122
Plateau	48	0	5	7	14	0	0	4	8	0	1	4	0	1	0	0	0	6	98
Rivers	17	0	1	0	2	0	0	0	0	0	1	0	0	0	0	0	0	0	21
Sokoto	41	0	0	1	0	0	1	2	6	0	0	1	0	0	0	0	0	0	52
Taraba	17	0	3	0	2	3	0	0	9	0	3	1	0	0	0	0	0	0	38
Yobe	38	0	4	1	0	6	0	0	5	0	1	0	0	0	0	0	0	0	55
Zamfara	14	0	0	0	0	0	0	2	0	0	0	0	0	0	0	0	0	0	16
Total	2298	4	224	88	127	46	3	209	172	14	142	37	8	10	3	22	55	50	3512

**Q1 2024**

**ROAD TRAFFIC CRASHES ON STATE BASIS**

<b>STATE</b>	<b>FATAL</b>	<b>SERIOUS</b>	<b>MINOR</b>	<b>TOTAL CASES</b>	<b>NUMBER INJURED</b>	<b>NUMBER KILLED</b>	<b>TOTAL CASUALTY</b>	<b>PEOPLE INVOLVED</b>
Abia	5	12	2	19	45	5	50	94
Adamawa	10	14	5	29	163	27	190	296
Akwa Ibom	3	5	2	10	23	5	28	57
Anambra	11	16	4	31	73	13	86	222
Bauchi	25	72	2	99	442	45	487	812
Bayelsa	4	7	2	13	26	5	31	113
Benue	25	53	5	83	317	49	366	692
Borno	2	22	2	26	173	3	176	219
Cross River	9	20	3	32	112	15	127	180
Delta	10	17	4	31	76	18	94	173
Ebonyi	8	18	17	43	60	19	79	148
Edo	21	28	12	61	159	39	198	401
Ekiti	7	16	1	24	55	9	64	114
Enugu	12	28	4	44	164	24	188	363
FCT	43	178	52	273	504	62	566	1531
Gombe	20	64	4	88	349	44	393	865
Imo	18	13	3	34	134	36	170	279
Jigawa	17	75	3	95	308	41	349	526
Kaduna	68	107	5	180	828	171	999	1706
Kano	14	39	1	54	236	30	266	495
Katsina	16	19	0	35	133	38	171	242
Kebbi	11	22	0	33	250	41	291	449
Kogi	38	70	13	121	500	83	583	1141
Kwara	28	38	8	74	300	70	370	709
Lagos	15	62	36	113	165	18	183	540
Nasarawa	24	138	7	169	438	41	479	885
Niger	38	85	4	127	433	119	552	1115
Ogun	53	131	16	200	542	98	640	1266
Ondo	20	58	6	84	245	35	280	537
Osun	29	61	10	100	376	96	472	863
Oyo	40	77	14	131	298	68	366	967
Plateau	11	63	3	77	185	15	200	426
Rivers	4	10	1	15	32	4	36	60
Sokoto	14	10	0	24	122	41	163	236
Taraba	7	31	0	38	98	17	115	231
Yobe	8	28	3	39	234	13	247	378
Zamfara	5	8	0	13	61	14	75	130
<b>TOTAL</b>	<b>693</b>	<b>1715</b>	<b>254</b>	<b>2662</b>	<b>8659</b>	<b>1471</b>	<b>10130</b>	<b>19461</b>

Source: Federal Road Safety Corps (FRSC)

**Q1 2024**

SEX	Persons Killed	
	Frequency	Percentage
MALE ADULT	1124	76.41
FEMALE ADULT	261	17.74
MALE CHILD	45	3.06
FEMALE CHILD	41	2.79
<b>TOTAL</b>	<b>1471</b>	<b>100.00</b>

**Q1 2024**

SEX	Persons Injured	
	Frequency	Percentage
MALE ADULT	6493	74.99
FEMALE ADULT	1692	19.54
MALE CHILD	256	2.96
FEMALE CHILD	218	2.52
<b>TOTAL</b>	<b>8659</b>	<b>100.00</b>

VEHICLE CATEGORY	Q1 2024	
	TOTAL	%
BICYCLE	13	0.33
MOTORCYCLE	800	20.24
TRICYCLE	148	3.74
CAR	1009	25.53
SUV(JEEP)	110	2.78
VAN	13	0.33
MINIBUS	832	21.05
LUXURY BUS	14	0.35
PICK-UP	116	2.94
TRUCK	539	13.64
TANKER	72	1.82
TRAILER	229	5.79
OTHERS	57	1.44
<b>TOTAL</b>	<b>3952</b>	<b>100.00</b>

VEHICLE CATEGORY	Q1 2024	
	TOTAL	%
PRIVATE	1,085	27.46
COMMERCIAL	2,806	71.02
GOVERNMENT	58	1.47
DIPLOMAT	3	0.05
<b>TOTAL</b>	<b>3,952</b>	<b>100.00</b>

**\*LEGEND OF CAUSATIVE FACTORS CODE**

CAUSATIVE FACTORS	CODE
Speed Violation (SPV)	SPV
Use of Phone While Driving (UPWD)	UPWD
Tyre Burst (TBT)	TBT
Mechanically Deficient Vehicle (MDV)	MDV
Brake Failure (BFL)	BFL
Overloading (OVL)	OVL
Dangerous Overtaking (DOT)	DOT
Wrongful Overtaking (WOT)	WOT
Dangerous Driving (DGD)	DGD
Bad Road (BRD)	BRD
Route Violation (RTV)	RTV
Road Obstruction Violation (OBS)	OBS
Sleeping on Steering (SOS)	SOS
Driving Under Alcohol/Drug Influence (DAD)	DAD
Poor Weather (PWR)	PWR
Fatigue (FTQ)	FTQ
Sign Light Violation (SLV)	SLV
Others	OTH

# CONTACT



## National Bureau of Statistics

Head Office

Plot 762 Independence Avenue,  
Central Business District, Garki  
Abuja.

## Sunday J. Ichedi

Information Desk

Head, Communication & Public  
Relations Department (C&PRD)  
Phone: +2348037051701  
sjichedi@nigerianstat.gov.ng

## Moses Mathew

Statistical Information Officer

Phone: +2347069071157  
matmoses@nigerianstat.gov.ng



@NBSNigeria



NBSNigeria



Nbsnigeria

