



NATIONAL BUREAU OF STATISTICS

# Federation Account Allocation Committee (FAAC)

(May 2024 Disbursement)

Report Date: July 2024

# CONTENT

Methodology	3
Key Highlights	4
Summary of Gross Revenue Allocation by FAAC	6
Distribution of Revenue Allocation to FGN by FAAC	7
Distribution of Revenue Allocation to State by FAAC	8
Appendix	17
Contact	20



## METHODOLOGY

The Federation Account Allocation Committee (FAAC) data is provided statutorily by the Office of the Accountant General of the Federation (OAGF), and reported by the National Bureau of Statistics

## KEY HIGHLIGHTS

1. The Federation Account Allocation Committee (FAAC) disbursed the sum of ₦2.19 trillion to the three tiers of government in May 2024 from the total revenue generated in April 2024.
2. The amount disbursed comprised:
  - ₦1.23 trillion recorded from the Statutory Account,
  - ₦438.88 billion from Exchange Gain,
  - ₦18.77 billion from Electronic Money Transfer Levy (EMTL), and
  - ₦500.92 billion from Value Added Tax.
3. The allocations to the three tiers of government for May 2024 were:
  - Federal Government with a total of ₦390.41 billion
  - States with a total of ₦493.40 billion, and
  - Local Governments with a total of ₦293.82 billion.
4. The sum of ₦120.45 billion was shared among the oil-producing states from the 13% derivation fund.
5. The revenue generating agencies comprising Nigeria Customs Service (NCS), Federal Inland Revenue Service (FIRS), and Nigerian Upstream Petroleum Regulatory Commission (NUPRC) received ₦22.53 billion, ₦32.83 billion, and ₦25.15 billion respectively, as cost of revenue collections.

6. Further breakdown of revenue allocation distribution to the Federal Government of Nigeria (FGN) revealed that:




- ₦255.24 billion was disbursed to the FGN consolidated revenue account,
- ₦6.03 billion was received as a share of derivation and ecology,
- ₦3.02 billion as stabilization fund,
- ₦10.13 billion for the development of natural resources, and
- ₦10.63 billion to the Federal Capital Territory (FCT)- Abuja.

# FEDERATION ACCOUNT ALLOCATION COMMITTEE (FAAC)

## MAY 2024 DISBURSEMENT

Summary of Gross Revenue Allocation by Federation Account Allocation Committee for the Month of April, 2024 Shared in May, 2024



 <p><b>FGN</b> N390.41 bn</p>	<p><b>Statutory Allocation</b> N112.15 bn</p>	<p><b>Others*</b> N208.29 bn</p>	<p><b>VAT</b> N69.97 bn</p>
 <p><b>STATE</b> N403.40 bn</p>	<p><b>Statutory Allocation</b> N56.88 bn</p>	<p><b>Others*</b> N113.29 bn</p>	<p><b>VAT</b> N233.23 bn</p>
 <p><b>LGCs</b> N293.82 bn</p>	<p><b>Statutory Allocation</b> N43.85 bn</p>	<p><b>Others*</b> N86.70 bn</p>	<p><b>VAT</b> N163.26 bn</p>
<p>13% Derivation Fund N120.45 bn</p> <p>Cost of Collection - NCS N22.53 bn</p> <p>Cost of Collection - FIRS N32.83bn</p> <p>4% Cost of Collection- NUPRC N25.15 bn</p> <p>Allocation of North East Development Commission N14.43 bn</p>	<p>13% Derivation Refund on withdrawals from ECA/Signature bonus N195.00 bn</p> <p>13% Refunds on Subsidy, Priority Projects N18.16 bn</p> <p>Transfer to Non-Oil Excess Account N450.00 bn</p> <p>Refund of 13% Derivation in respect to NNPC MGT fee and frontier Exploration fund for March, 2024 N5.98 bn</p>	<p>First Tranche of Funding for the Presidential Metering Initiative N120.00 bn</p> <p>Transfer to NMDPRA N52.48 bn</p> <p>Refund to NUPRC on Cost of Collection N12.43 bn</p> <p>Part 2024 Tax Refund to FIRS N35.00 bn</p>	



# N2,192.08 bn






**TOTAL**

**NB:-** Others\* for this month is the Distribution from Exchange Gain, and Electronic Money Transfer Levy (EMTL). See tables in appendix for details

# FEDERATION ACCOUNT ALLOCATION COMMITTEE (FAAC) MAY 2024 DISBURSEMENT

Distribution of Revenue Allocation to FGN by Federation Account Allocation Committee for the Month of April, 2024 Shared in May, 2024



BENEFICIARIES	NET STATUTORY ALLOCATION	OTHERS*	VAT	TOTAL
 <b>FGN (CRF Account)</b>	-N1,866,687,571.90	N191,801,304,581.83	N65,303,988,658.26	N255,238,605,668.20
 <b>Share of Derivation &amp; Ecology</b>	N2,128,864,146.15	N3,902,638,327.22	-	N6,031,502,473.37
 <b>Stabilization</b>	N1,064,432,073.08	N1,951,319,163.61	-	N3,015,751,236.69
 <b>Development of Natural Resources</b>	N3,576,491,765.53	N6,556,432,389.73	-	N10,132,924,155.26
 <b>FCT-Abuja</b>	N1,880,800,851.15	N4,082,877,306.63	N4,664,570,618.45	N10,628,248,776.22
<b>TOTAL</b>		<b>N285,047,032,309.74</b>		

# FEDERATION ACCOUNT ALLOCATION COMMITTEE (FAAC) MAY 2024 DISBURSEMENT

Distribution of Revenue Allocation to State Governments by  
Federation Account Allocation Committee for the Month  
of April, 2024 Shared in May 2024



**ABIA**

**Net Statutory  
Allocation**

**N1,584,866,415.32**

**Share of  
Ecology**

**N53,617,648.56**

**Others\***

**N3,292,001,086.72**

**VAT  
Allocation**

**N4,764,726,303.96**

**TOTAL**

**N9,695,211,454.57**



**ADAMAWA**

**Net Statutory  
Allocation**

**N543,508,069.99**

**Share of  
Ecology**

**N114,079,915.28**

**Others\***

**N2,870,391,139.96**

**VAT  
Allocation**

**N5,056,645,698.16**

**TOTAL**

**N8,584,624,823.39**



**AKWA IBOM**

**Net Statutory  
Allocation**

**N14,347,953,989.89**

**Share of  
Ecology**

**N57,570,025.48**

**Others\***

**N13,100,676,281.12**

**VAT  
Allocation**

**N5,806,063,395.69**

**TOTAL**

**N33,312,263,692.18**



**ANAMBRA**

**Net Statutory  
Allocation**

**N1,989,745,708.21**

**Share of  
Ecology**

**N113,866,199.99**

**Others\***

**N3,654,073,393.77**

**VAT  
Allocation**

**N5,976,075,415.52**

**TOTAL**

**N11,733,760,717.49**



# FEDERATION ACCOUNT ALLOCATION COMMITTEE (FAAC)

## MAY 2024 DISBURSEMENT

Distribution of Revenue Allocation to State Governments by Federation Account Allocation Committee for the Month of April, 2024 Shared in May 2024



**BAUCHI**

**Net Statutory Allocation**

**-N1,431,321,791.05**

**Share of Ecology**

**N136,984,853.55**

**Others\***

**N3,431,262,120.55**

**VAT Allocation**

**N5,633,655,974.66**

**TOTAL**

**N7,770,581,157.71**



**BAYELSA**

**Net Statutory Allocation**

**N13,457,642,060.41**

**Share of Ecology**

**N50,664,928.06**

**Others\***

**N10,987,539,991.63**

**VAT Allocation**

**N5,198,436,761.96**

**TOTAL**

**N29,694,283,742.06**



**BENUE**

**Net Statutory Allocation**

**N1,308,742,872.57**

**Share of Ecology**

**N64,216,077.73**

**Others\***

**N3,229,244,587.59**

**VAT Allocation**

**N5,612,253,066.30**

**TOTAL**

**N10,214,456,604.19**



**BORNO**

**Net Statutory Allocation**

**N1,597,750,009.81**

**Share of Ecology**

**N142,284,422.12**

**Others\***

**N3,552,721,418.58**

**VAT Allocation**

**N5,814,930,697.05**

**TOTAL**

**N11,107,686,547.56**

# FEDERATION ACCOUNT ALLOCATION COMMITTEE (FAAC) MAY 2024 DISBURSEMENT

Distribution of Revenue Allocation to State Governments by  
Federation Account Allocation Committee for the Month  
of April, 2024 Shared in May 2024



**Net Statutory  
Allocation**

-N789,678,464.04

**Share of  
Ecology**

N57,579,843.55

**Others\***

N2,894,268,743.59

**VAT  
Allocation**

N4,763,382,222.38

**TOTAL**

**N6,925,552,345.48**



**Net Statutory  
Allocation**

N22,321,643,617.61

**Share of  
Ecology**

N58,139,575.45

**Others\***

N19,942,653,125.15

**VAT  
Allocation**

N5,595,160,409.99

**TOTAL**

**N47,917,596,728.19**



**Net Statutory  
Allocation**

N510,625,255.27

**Share of  
Ecology**

N102,454,929.60

**Others\***

N2,575,049,196.26

**VAT  
Allocation**

N4,651,378,922.45

**TOTAL**

**N7,839,508,303.57**



**Net Statutory  
Allocation**

N2,272,058,503.65

**Share of  
Ecology**

N53,540,910.91

**Others\***

N4,188,706,452.96

**VAT  
Allocation**

N5,322,417,647.13

**TOTAL**

**N11,836,723,514.66**

# FEDERATION ACCOUNT ALLOCATION COMMITTEE (FAAC) MAY 2024 DISBURSEMENT

Distribution of Revenue Allocation to State Governments by  
Federation Account Allocation Committee for the Month  
of April, 2024 Shared in May 2024



**EKITI**

**Net Statutory  
Allocation**

**-N15,476,440.23**

**Share of  
Ecology**

**N102,397,114.88**

**Others\***

**N2,583,387,801.64**

**VAT  
Allocation**

**N4,781,742,268.93**

**TOTAL**

**N7,452,050,745.22**



**ENUGU**

**Net Statutory  
Allocation**

**N933,187,827.97**

**Share of  
Ecology**

**N115,169,626.16**

**Others\***

**N2,928,030,334.81**

**VAT  
Allocation**

**N5,015,359,805.64**

**TOTAL**

**N8,991,747,594.59**



**GOMBE**

**Net Statutory  
Allocation**

**N73,376,525.32**

**Share of  
Ecology**

**N0.00**

**Others\***

**N2,701,793,693.07**

**VAT  
Allocation**

**N4,604,786,744.58**

**TOTAL**

**N7,379,956,962.97**



**IMO**

**Net Statutory  
Allocation**

**N972,268,072.59**

**Share of  
Ecology**

**N59,534,218.57**

**Others\***

**N3,913,994,866.08**

**VAT  
Allocation**

**N5,315,065,931.69**

**TOTAL**

**N10,260,863,088.93**

# FEDERATION ACCOUNT ALLOCATION COMMITTEE (FAAC)

## MAY 2024 DISBURSEMENT

Distribution of Revenue Allocation to State Governments by Federation Account Allocation Committee for the Month of April, 2024 Shared in May 2024



JIGAWA

**Net Statutory Allocation**

**N1,430,208,298.83**

**Share of Ecology**

**N128,069,149.44**

**Others\***

**N3,212,223,011.44**

**VAT Allocation**

**N5,740,684,573.92**

**TOTAL**

**N10,511,185,033.63**



KADUNA

**Net Statutory Allocation**

**-N2,045,482,972.74**

**Share of Ecology**

**N0.00**

**Others\***

**N3,801,591,591.25**

**VAT Allocation**

**N6,570,316,146.87**

**TOTAL**

**N8,326,424,765.38**



KANO

**Net Statutory Allocation**

**N1,284,524,246.96**

**Share of Ecology**

**N181,649,693.02**

**Others\***

**N4,622,413,747.88**

**VAT Allocation**

**N8,765,016,126.88**

**TOTAL**

**N14,853,603,814.75**



KATSINA

**Net Statutory Allocation**

**N556,842,538.96**

**Share of Ecology**

**N140,773,342.35**

**Others\***

**N3,551,280,669.91**

**VAT Allocation**

**N6,287,923,447.83**

**TOTAL**

**N10,536,819,999.05**

# FEDERATION ACCOUNT ALLOCATION COMMITTEE (FAAC) MAY 2024 DISBURSEMENT

Distribution of Revenue Allocation to State Governments by  
Federation Account Allocation Committee for the Month  
of April, 2024 Shared in May 2024



**KEBBI**

**Net Statutory  
Allocation**

**N1,289,151,503.46**

**Share of  
Ecology**

**N60,462,501.70**

**Others\***

**N3,026,398,524.30**

**VAT  
Allocation**

**N4,898,644,806.62**

**TOTAL**

**N9,274,657,336.09**



**KOGI**

**Net Statutory  
Allocation**

**-N244,791,887.48**

**Share of  
Ecology**

**N63,285,986.23**

**Others\***

**N3,168,310,345.61**

**VAT  
Allocation**

**N5,091,371,319.50**

**TOTAL**

**N8,078,175,763.87**



**KWARA**

**Net Statutory  
Allocation**

**N312,619,976.18**

**Share of  
Ecology**

**N50,970,294.49**

**Others\***

**N2,581,842,504.52**

**VAT  
Allocation**

**N4,697,414,651.65**

**TOTAL**

**N7,642,847,426.83**



**LAGOS**

**Net Statutory  
Allocation**

**-N3,260,243,458.94**

**Share of  
Ecology**

**N153,414,949.90**

**Others\***

**N4,415,064,018.25**

**VAT  
Allocation**

**N27,416,024,355.40**

**TOTAL**

**N28,724,259,864.62**

# FEDERATION ACCOUNT ALLOCATION COMMITTEE (FAAC)

## MAY 2024 DISBURSEMENT

Distribution of Revenue Allocation to State Governments by Federation Account Allocation Committee for the Month of April, 2024 Shared in May 2024



**NASARAWA**

**Net Statutory Allocation**

**N1,169,429,253.83**

**Share of Ecology**

**N0.00**

**Others\***

**N2,650,608,084.45**

**VAT Allocation**

**N4,298,187,908.38**

**TOTAL**

**N8,118,225,246.66**



**NIGER**

**Net Statutory Allocation**

**N387,049,803.45**

**Share of Ecology**

**N67,826,101.20**

**Others\***

**N3,398,678,563.66**

**VAT Allocation**

**N5,382,024,556.23**

**TOTAL**

**N9,235,579,024.54**



**OGUN**

**Net Statutory Allocation**

**-N1,419,571,914.41**

**Share of Ecology**

**N106,395,039.85**

**Others\***

**N2,757,653,324.71**

**VAT Allocation**

**N5,299,844,139.97**

**TOTAL**

**N6,744,320,590.12**



**ONDO**

**Net Statutory Allocation**

**N2,365,844,922.24**

**Share of Ecology**

**N53,302,910.17**

**Others\***

**N4,171,241,085.70**

**VAT Allocation**

**N5,037,151,282.83**

**TOTAL**

**N11,627,540,200.94**

# FEDERATION ACCOUNT ALLOCATION COMMITTEE (FAAC) MAY 2024 DISBURSEMENT

Distribution of Revenue Allocation to State Governments by Federation Account Allocation Committee for the Month of April, 2024 Shared in May 2024



**OSUN**

**Net Statutory Allocation**

-N285,637,791.56

**Share of Ecology**

N104,444,607.29

**Others\***

N2,668,931,070.45

**VAT Allocation**

N5,042,082,568.97

**TOTAL**

**N7,529,820,455.16**



**OYO**

**Net Statutory Allocation**

-N628,329,247.23

**Share of Ecology**

N128,446,345.68

**Others\***

N3,346,045,625.28

**VAT Allocation**

N8,854,280,334.54

**TOTAL**

**N11,700,443,058.27**



**PLATEAU**

**Net Statutory Allocation**

-N263,490,405.11

**Share of Ecology**

N59,793,890.32

**Others\***

N3,011,167,931.40

**VAT Allocation**

N5,006,144,284.94

**TOTAL**

**N7,813,615,701.54**



**RIVERS**

**Net Statutory Allocation**

N12,018,009,427.97

**Share of Ecology**

N61,752,940.06

**Others\***

N11,107,766,733.57

**VAT Allocation**

N12,896,481,127.31

**TOTAL**

**N36,084,010,228.92**

# FEDERATION ACCOUNT ALLOCATION COMMITTEE (FAAC) MAY 2024 DISBURSEMENT

Distribution of Revenue Allocation to State Governments by  
Federation Account Allocation Committee for the Month  
of April, 2024 Shared in May 2024



**SOKOTO**

**Net Statutory  
Allocation**

**N536,407,160.40**

**Share of  
Ecology**

**N126,211,797.29**

**Others\***

**N3,163,831,685.27**

**VAT  
Allocation**

**N5,342,250,744.26**

**TOTAL**

**N9,168,701,387.23**



**TARABA**

**Net Statutory  
Allocation**

**N966,753,112.05**

**Share of  
Ecology**

**N0.00**

**Others\***

**N2,759,185,305.99**

**VAT  
Allocation**

**N5,516,475,794.51**

**TOTAL**

**N9,242,414,212.54**



**YOBE**

**Net Statutory  
Allocation**

**N666,126,045.43**

**Share of  
Ecology**

**N113,719,968.98**

**Others\***

**N2,839,470,704.72**

**VAT  
Allocation**

**N4,572,273,795.74**

**TOTAL**

**N8,191,590,514.86**



**ZAMFARA**

**Net Statutory  
Allocation**

**N390,201,355.74**

**Share of  
Ecology**

**N113,962,159.31**

**Others\***

**N2,861,932,150.93**

**VAT  
Allocation**

**N4,934,004,243.42**

**TOTAL**

**N8,300,099,909.40**



## APPENDIX

### Summary of Gross Revenue Allocation by Federation Account Allocation Committee for the Month of April, 2024 Shared in May, 2024

S/n	Beneficiaries	Statutory	Exchange Gain	Electronic Money Transfer Levy (EMTL)	Value Added Tax	Total
		₦	₦	₦	₦	₦
1	FGN (see Table II)	112,148,563,219.22	205,590,987,077.92	2,703,584,691.10	69,968,559,276.71	390,411,694,264.95
2	State (see Table III)	56,883,249,985.15	104,278,496,103.30	9,011,948,970.33	233,228,530,922.37	403,402,225,981.14
3	LGCs (see Table IV)	43,854,601,410.71	80,394,349,540.72	6,308,364,279.23	163,259,971,645.66	293,817,286,876.31
4	13% Derivation Fund	71,829,769,015.41	48,620,438,003.81	-	-	120,450,207,019.22
5	Cost of Collection - NCS	20,028,334,138.56	-	-	2,505,192,263.95	22,533,526,402.51
6	Cost of Collections - FIRS	14,547,198,092.95	-	750,995,747.53	17,531,623,107.39	32,829,816,947.87
7	Cost of Collections - NUPRC	25,154,048,028.42	-	-	-	25,154,048,028.42
8	Transfer to NMDPRA	52,478,785,802.35	-	-	-	52,478,785,802.35
9	Refund to NUPRC on cost of collection	12,427,539,459.36	-	-	-	12,427,539,459.36
10	13% Derivation Refund on withdrawals from ECA/Signature Bonus	195,000,000,000.00	-	-	-	195,000,000,000.00
11	13% Refunds on Subsidy, Priority Projects	18,163,078,852.38	-	-	-	18,163,078,852.38
12	North East Development Commission	-	-	-	14,426,507,067.36	14,426,507,067.36
13	13% Derivation in respect of NNPC Management Fee and Frontier Exploration Fund for March, 2024	5,982,840,695.10	-	-	-	5,982,840,695.10
14	Transfer to Non-oil Excess Account	450,000,000,000.00	-	-	-	450,000,000,000.00
15	Part of 2024 Tax Refund - FIRS	35,000,000,000.00	-	-	-	35,000,000,000.00
16	First Tranche of Funding for the Presidential Metering Initiative	120,000,000,000.00	-	-	-	120,000,000,000.00
	<b>TOTAL</b>	<b>1,233,498,008,699.61</b>	<b>438,884,270,725.75</b>	<b>18,774,893,688.18</b>	<b>500,920,384,283.43</b>	<b>2,192,077,557,396.97</b>

**Distribution of Revenue Allocation to FGN by Federation Account Allocation Committee for the Month of April, 2024 Shared in May, 2024**

S/n	Beneficiaries	Gross Statutory Allocation	Total Deduction	Net Statutory Allocation	Exchange Gain	Electronic Money Transfer Levy (EMTL)	Value Added Tax	Total
0	1	2	3	4=2-3	5	6	7	8=4+5+6+7
1	FGN (CRF Account)	103,249,911,088.31	(105,116,598,660.21)	(1,866,687,571.90)	189,277,958,870.14	2,523,345,711.69	65,303,988,658.26	255,238,605,668.20
2	Share of Derivation & Ecology	2,128,864,146.15	-	2,128,864,146.15	3,902,638,327.22	-	-	6,031,502,473.37
3	Stabilization	1,064,432,073.08	-	1,064,432,073.08	1,951,319,163.61	-	-	3,015,751,236.69
4	Development of Natural Resources	3,576,491,765.53	-	3,576,491,765.53	6,556,432,389.73	-	-	10,132,924,155.26
5	FCT-Abuja	2,128,864,146.15	(248,063,295.00)	1,880,800,851.15	3,902,638,327.22	180,238,979.41	4,664,570,618.45	10,628,248,776.22
<b>Total</b>		<b>112,148,563,219.22</b>	<b>(105,364,661,955.21)</b>	<b>6,783,901,264.01</b>	<b>205,590,987,077.92</b>	<b>2,703,584,691.10</b>	<b>69,968,559,276.71</b>	<b>285,047,032,309.74</b>

S/n	Beneficiaries	No. of LGCs	Net Statutory Allocation	Exchange Gain Allocation	Electronic Money Transfer Levy (EMTL)	Net Share of Ecology	Net VAT Allocation	Total Net Amount
1	ABIA	17	1,584,866,415.32	3,063,551,437.50	228,449,649.22	53,617,648.56	4,764,726,303.96	9,695,211,454.57
2	ADAMAWA	21	543,508,069.99	2,665,525,469.52	204,865,670.44	114,079,915.28	5,056,645,698.16	8,584,624,823.39
3	AKWA IBOM	31	14,347,953,989.89	12,874,922,358.08	225,753,923.04	57,570,025.48	5,806,063,395.69	33,312,263,692.18
4	ANAMBRA	21	1,989,745,708.21	3,358,533,055.52	295,540,338.25	113,866,199.99	5,976,075,415.52	11,733,760,717.49
5	BAUCHI	20	1,431,321,791.05	3,200,709,039.67	230,553,080.88	136,984,853.55	5,633,655,974.66	7,770,581,157.71
6	BAYELSA	8	13,457,642,060.41	10,816,514,918.32	171,025,073.32	50,664,928.06	5,198,436,761.96	29,694,283,742.06
7	BENUE	23	1,308,742,872.57	3,000,871,631.44	228,372,956.16	64,216,077.73	5,612,253,066.30	10,214,456,604.19
8	BORNO	27	1,597,750,009.81	3,324,535,700.66	228,185,717.92	142,284,422.12	5,814,930,697.05	11,107,686,547.56
9	CROSS RIVER	18	789,678,464.04	2,690,754,794.98	203,513,948.61	57,579,843.55	4,763,382,222.38	6,925,552,345.48
10	DELTA	25	22,321,643,617.61	19,646,022,320.21	296,630,804.94	58,139,575.45	5,595,160,409.99	47,917,596,728.19
11	EBONYI	13	510,625,255.27	2,393,902,762.59	181,146,433.66	102,454,929.60	4,651,378,922.45	7,839,508,303.57
12	EDO	18	2,272,058,503.65	3,920,809,530.77	267,896,922.20	53,540,910.91	5,322,417,647.13	11,836,723,514.66
13	EKITI	16	15,476,440.23	2,392,551,897.21	190,835,904.42	102,397,114.88	4,781,742,268.93	7,452,050,745.22
14	ENUGU	17	933,187,827.97	2,690,987,025.29	237,043,309.52	115,169,626.16	5,015,359,805.64	8,991,747,594.59
15	GOMBE	11	73,376,525.32	2,520,404,889.20	181,388,803.87	0.00	4,604,786,744.58	7,379,956,962.97
16	IMO	27	972,268,072.59	3,666,679,585.30	247,315,280.78	59,534,218.57	5,315,065,931.69	10,260,863,088.93
17	JIGAWA	27	1,430,208,298.83	2,992,389,842.29	219,833,169.15	128,069,149.44	5,740,684,573.92	10,511,185,033.63
18	KADUNA	23	2,045,482,972.74	3,505,932,746.43	295,658,844.83	0.00	6,570,316,146.87	8,326,424,765.38
19	KANO	44	1,284,524,246.96	4,244,321,904.61	378,091,843.27	181,649,693.02	8,765,016,126.88	14,853,603,814.75
20	KATSINA	34	556,842,538.96	3,289,228,682.87	262,051,987.04	140,773,342.35	6,287,923,447.83	10,536,819,999.05
21	KEBBI	21	1,289,151,503.46	2,825,463,848.72	200,934,675.59	60,462,501.70	4,898,644,806.62	9,274,657,336.09
22	KOGI	21	244,791,887.48	2,957,407,669.18	210,902,676.42	63,285,986.23	5,091,371,319.50	8,078,175,763.87
23	KWARA	16	312,619,976.18	2,381,884,976.21	199,957,528.31	50,970,294.49	4,697,414,651.65	7,642,847,426.83
24	LAGOS	20	3,260,243,458.94	3,584,605,190.00	830,458,828.25	153,414,949.90	27,416,024,355.40	28,724,259,864.62
25	NASSARAWA	13	1,169,429,253.83	2,467,637,953.44	182,970,131.01	0.00	4,298,187,908.38	8,118,225,246.66
26	NIGER	25	387,049,803.45	3,169,571,082.03	229,107,481.63	67,826,101.20	5,382,024,556.23	9,235,579,024.54
27	OGUN	20	1,419,571,914.41	2,485,965,104.87	271,688,219.84	106,395,039.85	5,299,844,139.97	6,744,320,590.12
28	ONDO	18	2,365,844,922.24	3,942,089,089.67	229,151,996.03	53,302,910.17	5,037,151,282.83	11,627,540,200.94
29	OSUN	30	285,637,791.56	2,440,392,423.19	228,538,647.27	104,444,607.29	5,042,082,568.97	7,529,820,455.16
30	OYO	33	628,329,247.23	3,001,203,192.01	344,842,433.27	128,446,345.68	8,854,280,334.54	11,700,443,058.27
31	PLATEAU	17	263,490,405.11	2,794,219,073.08	216,948,858.32	59,793,890.32	5,006,144,284.94	7,813,615,701.54
32	RIVERS	23	12,018,009,427.97	10,793,469,259.44	314,297,474.13	61,752,940.06	12,896,481,127.31	36,084,010,228.92
33	SOKOTO	23	536,407,160.40	2,948,992,023.91	214,839,661.36	126,211,797.29	5,342,250,744.26	9,168,701,387.23
34	TARABA	16	966,753,112.05	2,577,542,240.48	181,643,065.51	0.00	5,516,475,794.51	9,242,414,212.54
35	YOBE	17	666,126,045.43	2,657,115,172.16	182,355,532.56	113,719,968.98	4,572,273,795.74	8,191,590,514.86
36	ZAMFARA	14	390,201,355.74	2,662,774,051.61	199,158,099.32	113,962,159.31	4,934,004,243.42	8,300,099,909.40
37	SOKU		480,936,228.11	139,552,569.08	-	-	-	620,488,797.19
	<b>Total</b>		<b>75,383,448,429.43</b>	<b>150,089,034,511.54</b>	<b>9,011,948,970.32</b>	<b>2,996,581,967.19</b>	<b>225,560,677,475.87</b>	<b>463,041,691,354.35</b>

# CONTACT



## National Bureau of Statistics

Head Office

No 1, Wole Olanipekun Street,  
Formerly, Plot 762 Independence Avenue  
Off Constitution Avenue,  
CBD, Abuja, F. C. T.

## Mr. Ichedi S.J

Information Desk

Director, Communication & Public Relations  
Department (C&PRD)  
Phone: +2348037051701  
sjchedi@nigerianstat.gov.ng

## Moses Mathew

Statistical Information Officer

Phone: +2347069071157  
matmoses@nigerianstat.gov.ng



@nbs\_nigeria



NBSNigeria



nbs\_nigeria

