



NATIONAL BUREAU OF STATISTICS

# Federation Account Allocation Committee (FAAC)

(April 2024 Disbursement)

Report Date: June 2024

# CONTENT

Methodology	3
Key Highlights	4
Summary of Gross Revenue Allocation by FAAC	6
Distribution of Revenue Allocation to FGN by FAAC	7
Distribution of Revenue Allocation to State by FAAC	8
Appendix	17
Contact	20



## METHODOLOGY

The Federation Account Allocation Committee (FAAC) data is provided statutorily by the Office of the Accountant General of the Federation (OAGF), and reported by the National Bureau of Statistics

## KEY HIGHLIGHTS

1. The Federation Account Allocation Committee (FAAC) disbursed the sum of ₦1.87 trillion to the three tiers of government in April 2024 from the total revenue generated in March 2024.
2. The amount disbursed comprised:
  - ₦1.02 trillion recorded from the Statutory Account,
  - ₦285.52 billion from Exchange Gain,
  - ₦15.37 billion from Electronic Money Transfer Levy (EMTL), and
  - ₦549.70 billion from Value Added Tax.
3. The allocations to the three tiers of government for April 2024 were:
  - Federal Government with a total of ₦345.89 billion
  - States with a total of ₦398.69 billion, and
  - Local Governments with a total of ₦288.69 billion.
4. The sum of ₦90.12 billion was shared among the oil-producing states from the 13% derivation fund.
5. The revenue generating agencies comprising Nigeria Customs Service (NCS), Federal Inland Revenue Service (FIRS), and Nigerian Upstream Petroleum Regulatory Commission (NUPRC) received ₦23.53 billion, ₦30.13 billion, and ₦15.87 billion respectively, as cost of revenue collections.

6. Further breakdown of revenue allocation distribution to the Federal Government of Nigeria (FGN) revealed that:

- ₦214.23 billion was disbursed to the FGN consolidated revenue account,
- ₦5.07 billion was received as a share of derivation and ecology,
- ₦2.53 billion as stabilization fund,
- ₦8.51 billion for the development of natural resources, and
- ₦10.08 billion to the Federal Capital Territory (FCT)- Abuja.

# FEDERATION ACCOUNT ALLOCATION COMMITTEE (FAAC)

## APRIL 2024 DISBURSEMENT

Summary of Gross Revenue Allocation by Federation Account Allocation Committee for the Month of March, 2024 Shared in April, 2024



**FGN**  
**N345.89 bn**

**Statutory Allocation**  
N133.96 bn

**Others\***  
N135.15 bn

**VAT**  
N76.78 bn



**STATE**  
**N398.69 bn**

**Statutory Allocation**  
N67.95 bn

**Others\***  
N74.80 bn

**VAT**  
N255.94 bn



**LGCs**  
**N288.69 bn**

**Statutory Allocation**  
N52.38 bn

**Others\***  
N57.15 bn

**VAT**  
N179.16 bn

13% Derivation Fund N90.12 bn	13% Derivation Refund on withdrawals from ECA/Signature bonus N150.00 bn	Transfer to NMDPRA N20.57 bn
Cost of Collection - NCS N23.53 bn	13% Refunds on Subsidy, Priority Projects N18.16 bn	Refund to NUPRC on Cost of Collection N12.43 bn
Cost of Collection - FIRS N30.13 bn	Transfer to Non-Oil Excess Account N450.00 bn	
Cost of Collection- NUPRC N15.87 bn	Refund of 13% Derivation in respect to NNPC MGT fee and frontier Exploration fund from Jan 2024 to Feb, 2024 N7.89 bn	
Allocation of North East Development Commission N15.83 bn		



**TOTAL**  
**N1,867.81 bn**






**NB:-** Others\* for this month is the Distribution from Exchange Gain, and Electronic Money Transfer Levy (EMTL). See tables in appendix for details

# FEDERATION ACCOUNT ALLOCATION COMMITTEE (FAAC)

## APRIL 2024 DISBURSEMENT

Distribution of Revenue Allocation to FGN by Federation Account Allocation Committee for the Month of March, 2024 Shared in April, 2024



BENEFICIARIES	NET STATUTORY ALLOCATION	OTHERS*	VAT	TOTAL
 <b>FGN (CRF Account)</b>	N 18,113,625,511.49	N124,452,262,150.01	N71,663,055,383.67	N214,228,943,045.17
 <b>Share of Derivation &amp; Ecology</b>	N2,542,899,541.34	N2,523,435,091.05	-	N5,066,334,632.39
 <b>Stabilization</b>	N1,271,449,770.67	N1,261,717,545.53	-	N2,533,167,316.20
 <b>Development of Natural Resources</b>	N4,272,071,229.45	N4,239,370,952.97	-	N8,511,442,182.42
 <b>FCT-Abuja</b>	N2,294,836,246.34	N2,670,982,250.63	N 5,118,789,670.26	N10,084,608,167.23
<b>TOTAL</b>	N240,424,495,343.41			

# FEDERATION ACCOUNT ALLOCATION COMMITTEE (FAAC)

## APRIL 2024 DISBURSEMENT

Distribution of Revenue Allocation to State Governments by Federation Account Allocation Committee for the Month of March, 2024 Shared in April, 2024



**ABIA**

**Net Statutory Allocation**

**N1,752,958,849.35**

**Share of Ecology**

**N45,037,691.86**

**Others\***

**N2,185,136,383.40**

**VAT Allocation**

**N5,151,311,254.14**

**TOTAL**

**N9,134,444,178.74**



**ADAMAWA**

**Net Statutory Allocation**

**N826,277,946.93**

**Share of Ecology**

**N95,824,718.33**

**Others\***

**N1,890,744,545.12**

**VAT Allocation**

**N5,785,609,255.55**

**TOTAL**

**N8,598,456,465.93**



**AKWA IBOM**

**Net Statutory Allocation**

**N11,310,675,384.14**

**Share of Ecology**

**N48,357,604.95**

**Others\***

**N8,567,262,634.39**

**VAT Allocation**

**N6,067,589,631.40**

**TOTAL**

**N25,993,885,254.88**



**ANAMBRA**

**Net Statutory Allocation**

**N2,019,863,415.73**

**Share of Ecology**

**N95,645,202.00**

**Others\***

**N2,356,519,693.42**

**VAT Allocation**

**N6,464,469,267.82**

**TOTAL**

**N10,936,497,578.98**



# FEDERATION ACCOUNT ALLOCATION COMMITTEE (FAAC)

## APRIL 2024 DISBURSEMENT

Distribution of Revenue Allocation to State Governments by Federation Account Allocation Committee for the Month of March, 2024 Shared in April, 2024



**BAUCHI**

**Net Statutory Allocation**

**-N334,187,010.05**

**Share of Ecology**

**N115,064,382.50**

**Others\***

**N2,257,950,708.81**

**VAT Allocation**

**N6,241,240,585.09**

**TOTAL**

**N8,280,068,666.35**



**BAYELSA**

**Net Statutory Allocation**

**N11,658,987,369.07**

**Share of Ecology**

**N42,557,469.02**

**Others\***

**N8,248,095,629.13**

**VAT Allocation**

**N5,619,066,204.50**

**TOTAL**

**N25,568,706,671.72**



**BENUE**

**Net Statutory Allocation**

**N1,627,108,800.35**

**Share of Ecology**

**N53,940,148.41**

**Others\***

**N2,125,647,296.72**

**VAT Allocation**

**N6,613,057,831.38**

**TOTAL**

**N10,419,754,076.86**



**BORNO**

**Net Statutory Allocation**

**N1,950,453,831.49**

**Share of Ecology**

**N119,515,908.12**

**Others\***

**N2,337,134,738.27**

**VAT Allocation**

**N6,186,049,918.23**

**TOTAL**

**N10,593,154,396.11**

# FEDERATION ACCOUNT ALLOCATION COMMITTEE (FAAC)

## APRIL 2024 DISBURSEMENT

Distribution of Revenue Allocation to State Governments by Federation Account Allocation Committee for the Month of March, 2024 Shared in April, 2024



CROSS RIVER

**Net Statutory Allocation**

-N504,213,188.63

**Share of Ecology**

N48,365,851.93

**Others\***

N1,904,989,462.46

**VAT Allocation**

N5,239,736,583.84

**TOTAL**

**N6,688,878,709.59**



DELTA

**Net Statutory Allocation**

N17,607,138,174.63

**Share of Ecology**

N48,836,014.89

**Others\***

N12,846,285,234.73

**VAT Allocation**

N7,291,582,487.94

**TOTAL**

**N37,793,841,912.19**



EBONYI

**Net Statutory Allocation**

N699,577,698.13

**Share of Ecology**

N86,059,976.00

**Others\***

N1,695,122,445.82

**VAT Allocation**

N5,117,036,271.35

**TOTAL**

**N7,597,796,391.30**



EDO

**Net Statutory Allocation**

N1,948,952,849.19

**Share of Ecology**

N44,973,233.85

**Others\***

N2,936,766,714.60

**VAT Allocation**

N5,552,073,331.68

**TOTAL**

**N10,482,766,129.32**

# FEDERATION ACCOUNT ALLOCATION COMMITTEE (FAAC)

## APRIL 2024 DISBURSEMENT

Distribution of Revenue Allocation to State Governments by Federation Account Allocation Committee for the Month of March, 2024 Shared in April, 2024



**EKITI**

**Net Statutory Allocation**

**N238,352,146.28**

**Share of Ecology**

**N86,011,412.86**

**Others\***

**N1,702,865,226.81**

**VAT Allocation**

**N5,116,954,459.86**

**TOTAL**

**N7,144,183,245.81**



**ENUGU**

**Net Statutory Allocation**

**N1,218,677,740.96**

**Share of Ecology**

**N96,740,052.45**

**Others\***

**N1,930,782,334.10**

**VAT Allocation**

**N5,565,107,051.28**

**TOTAL**

**N8,811,307,178.79**



**GOMBE**

**Net Statutory Allocation**

**N340,769,183.01**

**Share of Ecology**

**N0.00**

**Others\***

**N1,778,038,916.86**

**VAT Allocation**

**N5,180,409,406.93**

**TOTAL**

**N7,299,217,506.80**



**IMO**

**Net Statutory Allocation**

**N1,009,509,398.40**

**Share of Ecology**

**N50,007,485.65**

**Others\***

**N2,549,888,418.46**

**VAT Allocation**

**N5,786,628,198.02**

**TOTAL**

**N9,396,033,500.53**

# FEDERATION ACCOUNT ALLOCATION COMMITTEE (FAAC)

## APRIL 2024 DISBURSEMENT

Distribution of Revenue Allocation to State Governments by Federation Account Allocation Committee for the Month of March, 2024 Shared in April, 2024



**JIGAWA**

**Net Statutory Allocation**

**N1,747,674,383.83**

**Share of Ecology**

**N107,575,379.43**

**Others\***

**N2,114,802,422.03**

**VAT Allocation**

**N6,255,274,719.70**

**TOTAL**

**N10,225,326,905.00**



**KADUNA**

**Net Statutory Allocation**

**-N1,673,534,529.54**

**Share of Ecology**

**N0.00**

**Others\***

**N2,510,363,239.79**

**VAT Allocation**

**N7,130,202,792.85**

**TOTAL**

**N7,967,031,503.10**



**KANO**

**Net Statutory Allocation**

**N1,634,809,246.43**

**Share of Ecology**

**N152,581,903.89**

**Others\***

**N3,059,539,689.18**

**VAT Allocation**

**N9,608,457,018.29**

**TOTAL**

**N14,455,387,857.80**



**KATSINA**

**Net Statutory Allocation**

**N905,800,598.46**

**Share of Ecology**

**N118,246,633.04**

**Others\***

**N2,340,108,555.68**

**VAT Allocation**

**N7,033,597,467.96**

**TOTAL**

**N10,397,753,255.14**

# FEDERATION ACCOUNT ALLOCATION COMMITTEE (FAAC)

## APRIL 2024 DISBURSEMENT

Distribution of Revenue Allocation to State Governments by Federation Account Allocation Committee for the Month of March, 2024 Shared in April, 2024



**KEBBI**

**Net Statutory Allocation**

**N1,588,876,506.13**

**Share of Ecology**

**N50,787,223.86**

**Others\***

**N1,991,303,352.77**

**VAT Allocation**

**N5,421,486,659.31**

**TOTAL**

**N9,052,453,742.07**



**KOGI**

**Net Statutory Allocation**

**-N36,339,810.95**

**Share of Ecology**

**N53,158,891.21**

**Others\***

**N2,084,128,560.83**

**VAT Allocation**

**N5,658,833,334.27**

**TOTAL**

**N7,759,780,975.35**



**KWARA**

**Net Statutory Allocation**

**N565,316,896.76**

**Share of Ecology**

**N42,813,970.37**

**Others\***

**N1,704,776,290.71**

**VAT Allocation**

**N5,366,220,998.34**

**TOTAL**

**N7,679,128,156.18**



**LAGOS**

**Net Statutory Allocation**

**-N2,879,948,565.58**

**Share of Ecology**

**N128,865,316.27**

**Others\***

**N3,015,549,266.18**

**VAT Allocation**

**N29,019,329,833.05**

**TOTAL**

**N29,283,795,849.92**



# FEDERATION ACCOUNT ALLOCATION COMMITTEE (FAAC)

## APRIL 2024 DISBURSEMENT

Distribution of Revenue Allocation to State Governments by Federation Account Allocation Committee for the Month of March, 2024 Shared in April, 2024



**NASARAWA**

**Net Statutory Allocation**

**N1,431,223,806.53**

**Share of Ecology**

**N0.00**

**Others\***

**N1,745,405,263.35**

**VAT Allocation**

**N4,692,881,692.22**

**TOTAL**

**N7,869,510,762.10**



**NIGER**

**Net Statutory Allocation**

**N723,301,337.34**

**Share of Ecology**

**N56,972,491.85**

**Others\***

**N2,236,593,930.86**

**VAT Allocation**

**N6,022,300,819.01**

**TOTAL**

**N9,039,168,579.06**



**OGUN**

**Net Statutory Allocation**

**-N1,155,833,013.10**

**Share of Ecology**

**N89,369,585.35**

**Others\***

**N1,829,875,981.49**

**VAT Allocation**

**N5,945,365,830.51**

**TOTAL**

**N6,708,778,384.25**



**ONDO**

**Net Statutory Allocation**

**N2,088,839,198.48**

**Share of Ecology**

**N44,773,318.25**

**Others\***

**N2,739,636,972.44**

**VAT Allocation**

**N5,647,727,836.70**

**TOTAL**

**N10,520,977,325.87**

# FEDERATION ACCOUNT ALLOCATION COMMITTEE (FAAC)

## APRIL 2024 DISBURSEMENT

Distribution of Revenue Allocation to State Governments by Federation Account Allocation Committee for the Month of March, 2024 Shared in April, 2024



**OSUN**

**Net Statutory Allocation**

**-N126,733,748.54**

**Share of Ecology**

**N87,731,263.21**

**Others\***

**N1,764,352,760.38**

**VAT Allocation**

**N5,537,005,601.48**

**TOTAL**

**N7,262,355,876.54**



**OYO**

**Net Statutory Allocation**

**-N309,928,143.81**

**Share of Ecology**

**N107,892,216.31**

**Others\***

**N2,234,761,599.28**

**VAT Allocation**

**N9,462,277,592.15**

**TOTAL**

**N11,495,003,263.94**



**PLATEAU**

**Net Statutory Allocation**

**N32,951,514.73**

**Share of Ecology**

**N50,225,604.42**

**Others\***

**N1,983,670,459.52**

**VAT Allocation**

**N5,510,103,016.11**

**TOTAL**

**N7,576,950,594.78**



**RIVERS**

**Net Statutory Allocation**

**N9,729,959,917.82**

**Share of Ecology**

**N51,871,164.82**

**Others\***

**N7,784,307,449.58**

**VAT Allocation**

**N15,776,048,489.22**

**TOTAL**

**N33,342,187,021.44**

# FEDERATION ACCOUNT ALLOCATION COMMITTEE (FAAC)

## APRIL 2024 DISBURSEMENT

Distribution of Revenue Allocation to State Governments by Federation Account Allocation Committee for the Month of March, 2024 Shared in April, 2024



**SOKOTO**

**Net Statutory Allocation**

**N849,269,120.86**

**Share of Ecology**

**N106,015,242.88**

**Others\***

**N2,083,821,575.18**

**VAT Allocation**

**N5,785,862,376.26**

**TOTAL**

**N8,824,968,315.18**



**TARABA**

**Net Statutory Allocation**

**N1,240,207,537.15**

**Share of Ecology**

**N0.00**

**Others\***

**N1,815,274,073.15**

**VAT Allocation**

**N4,915,560,600.71**

**TOTAL**

**N7,971,042,211.01**



**YOBE**

**Net Statutory Allocation**

**N947,932,454.50**

**Share of Ecology**

**N95,522,371.05**

**Others\***

**N1,866,717,477.81**

**VAT Allocation**

**N5,054,199,088.65**

**TOTAL**

**N7,964,371,392.01**



**ZAMFARA**

**Net Statutory Allocation**

**N672,658,121.86**

**Share of Ecology**

**N95,725,805.81**

**Others\***

**N1,884,886,224.06**

**VAT Allocation**

**N5,450,972,560.82**

**TOTAL**

**N8,104,242,712.55**



## APPENDIX

Summary of Gross Revenue Allocation by Federation Account Allocation Committee for the Month of March, 2024 Shared in April, 2024						
S/n	Beneficiaries	Statutory	Exchange Gain	Electronic Money Transfer Levy (EMTL)	Value Added Tax	Total
		₦	₦	₦	₦	₦
1	FGN (see Table II)	133,959,947,837.84	132,934,560,596.55	2,213,207,393.63	76,781,845,053.93	345,889,560,881.95
2	State (see Table III)	67,946,275,744.63	67,426,185,632.88	7,377,357,978.75	255,939,483,513.10	398,689,302,869.35
3	LGCs (see Table IV)	52,383,730,551.62	51,982,762,875.65	5,164,150,585.13	179,157,638,459.17	288,688,282,471.56
4	13% Derivation Fund	56,943,305,193.80	33,180,823,844.10	-	-	90,124,129,037.91
5	Cost of Collection - NCS	20,889,485,491.38	-	-	2,645,475,753.91	23,534,961,245.29
6	Cost of Collections - FIRS	10,171,933,510.61	-	614,779,831.56	19,342,452,382.95	30,129,165,725.12
7	Cost of Collections - NUPRC	15,872,512,683.82	-	-	-	15,872,512,683.82
8	Transfer to NMDPRA	20,567,917,160.43	-	-	-	20,567,917,160.43
9	Refund to NUPRC on cost of collection	12,427,539,459.36	-	-	-	12,427,539,459.36
10	13% Derivation Refund on withdrawals from ECA/Signature Bonus	150,000,000,000.00	-	-	-	150,000,000,000.00
11	13% Refunds on Subsidy, Priority Projects	18,163,078,852.38	-	-	-	18,163,078,852.38
12	North East Development Commission	-	-	-	15,831,308,258.54	15,831,308,258.54
13	13% Derivation in respect of NNPC Management Fee and Frontier Exploration Fund from January to February, 2024	7,889,992,385.07	-	-	-	7,889,992,385.07
14	Transfer to non-oil Excess Account	450,000,000,000.00	-	-	-	450,000,000,000.00
	<b>TOTAL</b>	<b>1,017,215,718,870.94</b>	<b>285,524,332,949.18</b>	<b>15,369,495,789.06</b>	<b>549,698,203,421.60</b>	<b>1,867,807,751,030.78</b>

**Distribution of Revenue Allocation to FGN by Federation Account Allocation Committee for the Month of March, 2024 Shared in April, 2024**

0	1	2	3	4=2-3	5	6	7	8=4+5+6+7
S/n	Beneficiaries	Gross Statutory Allocation	Total Deduction	Net Statutory Allocation	Exchange Gain	Electronic Money Transfer Levy (EMTL)	Value Added Tax	Total
	FGN (CRF Account)	123,330,627,755.03	105,217,002,243.55	18,113,625,511.49	122,386,601,915.96	2,065,660,234.05	71,663,055,383.67	214,228,943,045.17
	Share of Derivation & Ecology	2,542,899,541.34	-	2,542,899,541.34	2,523,435,091.05	-	-	5,066,334,632.39
	3 Stabilization	1,271,449,770.67	-	1,271,449,770.67	1,261,717,545.53	-	-	2,533,167,316.20
	4 Development of Natural Resources	4,272,071,229.45	-	4,272,071,229.45	4,239,370,952.97	-	-	8,511,442,182.42
	5 FCT-Abuja	2,542,899,541.34	248,063,295.00	2,294,836,246.34	2,523,435,091.05	147,547,159.58	5,118,789,670.26	10,084,608,167.23
	<b>Total</b>	<b>133,959,947,837.84</b>	<b>105,465,065,538.55</b>	<b>28,494,882,299.29</b>	<b>132,934,560,596.56</b>	<b>2,213,207,393.63</b>	<b>76,781,845,053.93</b>	<b>240,424,495,343.41</b>

S/n	Beneficiaries	No. of LGCs	Net Statutory Allocation	Exchange Gain Allocation	Electronic Money Transfer Levy (EMTL)	Net Share of Ecology	Net VAT Allocation	Total Net Amount
1	ABIA	17	1,752,958,849.35	2,001,300,494.24	183,835,889.16	45,037,691.86	5,151,311,254.14	9,134,444,178.74
2	ADAMAWA	21	826,277,946.93	1,723,521,357.07	167,223,188.05	95,824,718.33	5,785,609,255.55	8,598,456,465.93
3	AKWA IBOM	31	11,310,675,384.14	8,383,773,066.35	183,489,568.04	48,357,604.95	6,067,589,631.40	25,993,885,254.88
4	ANAMBRA	21	2,019,863,415.73	2,120,885,421.97	235,634,271.45	95,645,202.00	6,464,469,267.82	10,936,497,578.98
5	BAUCHI	20	334,187,010.05	2,069,569,565.44	188,381,143.37	115,064,382.50	6,241,240,585.09	8,280,068,666.35
6	BAYELSA	8	11,658,987,369.07	8,108,731,734.06	139,363,895.07	42,557,469.02	5,619,066,204.50	25,568,706,671.72
7	BENUE	23	1,627,108,800.35	1,940,355,252.92	185,292,043.79	53,940,148.41	6,613,057,831.38	10,419,754,076.86
8	BORNO	27	1,950,453,831.49	2,149,635,540.14	187,499,198.14	119,515,908.12	6,186,049,918.23	10,593,154,396.11
9	CROSS RIVER	18	504,213,188.63	1,739,834,568.76	165,154,893.70	48,365,851.93	5,239,736,583.84	6,688,878,709.59
10	DELTA	25	17,607,138,174.63	12,609,093,942.86	237,191,291.87	48,836,014.89	7,291,582,487.94	37,793,841,912.19
11	EBONYI	13	699,577,698.13	1,547,890,870.01	147,231,575.80	86,059,976.00	5,117,036,271.35	7,597,796,391.30
12	EDO	18	1,948,952,849.19	2,720,844,014.44	215,922,700.16	44,973,233.85	5,552,073,331.68	10,482,766,129.32
13	EKITI	16	238,352,146.28	1,547,017,404.22	155,847,822.59	86,011,412.86	5,116,954,459.86	7,144,183,245.81
14	ENUGU	17	1,218,677,740.96	1,739,984,728.24	190,797,605.86	96,740,052.45	5,565,107,051.28	8,811,307,178.79
15	GOMBE	11	340,769,183.01	1,629,686,793.34	148,352,123.53	0.00	5,180,409,406.93	7,299,217,506.80
16	IMO	27	1,009,509,398.40	2,349,163,347.83	200,725,070.63	50,007,485.65	5,786,628,198.02	9,396,033,500.53
17	JIGAWA	27	1,747,674,383.83	1,934,870,951.65	179,931,470.37	107,575,379.43	6,255,274,719.70	10,225,326,905.00
18	KADUNA	23	1,673,534,529.54	2,266,926,365.56	243,436,874.23	0.00	7,130,202,792.85	7,967,031,503.10
19	KANO	44	1,634,809,246.43	2,744,366,742.15	315,172,947.04	152,581,903.89	9,608,457,018.29	14,455,387,857.80
20	KATSINA	34	905,800,598.46	2,126,806,120.61	213,302,435.08	118,246,633.04	7,033,597,467.96	10,397,753,255.14
21	KEBBI	21	1,588,876,506.13	1,826,937,068.35	164,366,284.42	50,787,223.86	5,421,486,659.31	9,052,453,742.07
22	KOGI	21	36,339,810.95	1,912,251,575.79	171,876,985.04	53,158,891.21	5,658,833,334.27	7,759,780,975.35
23	KWARA	16	565,316,896.76	1,540,120,202.76	164,656,087.95	42,813,970.37	5,366,220,998.34	7,679,128,156.18
24	LAGOS	20	2,879,948,565.58	2,317,795,748.83	697,753,517.35	128,865,316.27	29,019,329,833.05	29,283,795,849.92
25	NASSARAWA	13	1,431,223,806.53	1,595,567,839.40	149,837,423.95	0.00	4,692,881,692.22	7,869,510,762.10
26	NIGER	25	723,301,337.34	2,049,435,848.61	187,158,082.25	56,972,491.85	6,022,300,819.01	9,039,168,579.06
27	OGUN	20	1,155,833,013.10	1,607,418,124.55	222,457,856.93	89,369,585.35	5,945,365,830.51	6,708,778,384.25
28	ONDO	18	2,088,839,198.48	2,553,971,841.75	185,665,130.69	44,773,318.25	5,647,727,836.70	10,520,977,325.87
29	OSUN	30	126,733,748.54	1,577,950,955.29	186,401,805.09	87,731,263.21	5,537,005,601.48	7,262,355,876.54
30	OYO	33	309,928,143.81	1,940,569,639.08	294,191,960.21	107,892,216.31	9,462,277,592.15	11,495,003,263.94
31	PLATEAU	17	32,951,514.73	1,806,734,283.29	176,936,176.23	50,225,604.42	5,510,103,016.11	7,576,950,594.78
32	RIVERS	23	9,729,959,917.82	7,529,468,870.23	254,838,579.35	51,871,164.82	15,776,048,489.22	33,342,187,021.44
33	SOKOTO	23	849,269,120.86	1,906,810,042.95	177,011,532.23	106,015,242.88	5,785,862,376.26	8,824,968,315.18
34	TARABA	16	1,240,207,537.15	1,666,631,645.81	148,642,427.33	0.00	4,915,560,600.71	7,971,042,211.01
35	YOBE	17	947,932,454.50	1,718,083,282.18	148,634,195.63	95,522,371.05	5,054,199,088.65	7,964,371,392.01
36	ZAMFARA	14	672,658,121.86	1,721,742,297.90	163,143,926.16	95,725,805.81	5,450,972,560.82	8,104,242,712.55
37	SOKU		132,779,652.17	64,388,662.81	-	-	-	197,168,314.98
	<b>Total</b>		<b>71,480,185,070.52</b>	<b>98,790,136,211.41</b>	<b>7,377,357,978.75</b>	<b>2,517,065,534.86</b>	<b>248,271,630,066.60</b>	<b>428,436,374,862.15</b>

# CONTACT



## National Bureau of Statistics

Head Office

No 1, Wole Olanipekun Street,  
Formerly, Plot 762 Independence Avenue  
Off Constitution Avenue,  
CBD, Abuja, F. C. T.

## Mr. Ichedi S.J

Information Desk

Director, Communication & Public Relations  
Department (C&PRD)  
Phone: +2348037051701  
sjchedi@nigerianstat.gov.ng

## Moses Mathew

Statistical Information Officer

Phone: +2347069071157  
matmoses@nigerianstat.gov.ng



@nbs\_nigeria



NBSNigeria



nbs\_nigeria

