



NATIONAL BUREAU OF STATISTICS

Liquefied Petroleum Gas (Cooking Gas) Price Watch

APRIL 2024)

Report Date: May 2024

Data Source: National Bureau of Statistics (NBS)

CONTENT

Methodology	3
Executive Summary	4
Average Cooking Gas Prices across States – 5KG Refilling	5
Average Cooking Gas Prices across Zones – 5KG Refilling	6
12 Month Average Prices – 5KG Refilling	7
Average Cooking Gas Prices across States – 12.5KG Refilling	8
Average Cooking Gas Prices across Zones – 12.5KG Refilling	9
12 Month Average Prices – 12.5KG Refilling	10
Appendix	11
Contact	13

METHODOLOGY

Fieldwork is done solely by over 700 NBS Staff in all the States of the federation, supported by supervisors whom internal and external observers monitor.

Gas Prices are collected across all the 774 local governments across all States and the FCT from over 10,000 respondents and outlets and the estimates reflect the weights derived from estimates of household expenditures on gas and the actual prices households bought different KG of gases.

The average prices are reported for each state and the country.

The NBS audit team subsequently conducts randomly selected verification of prices recorded.

EXECUTIVE SUMMARY

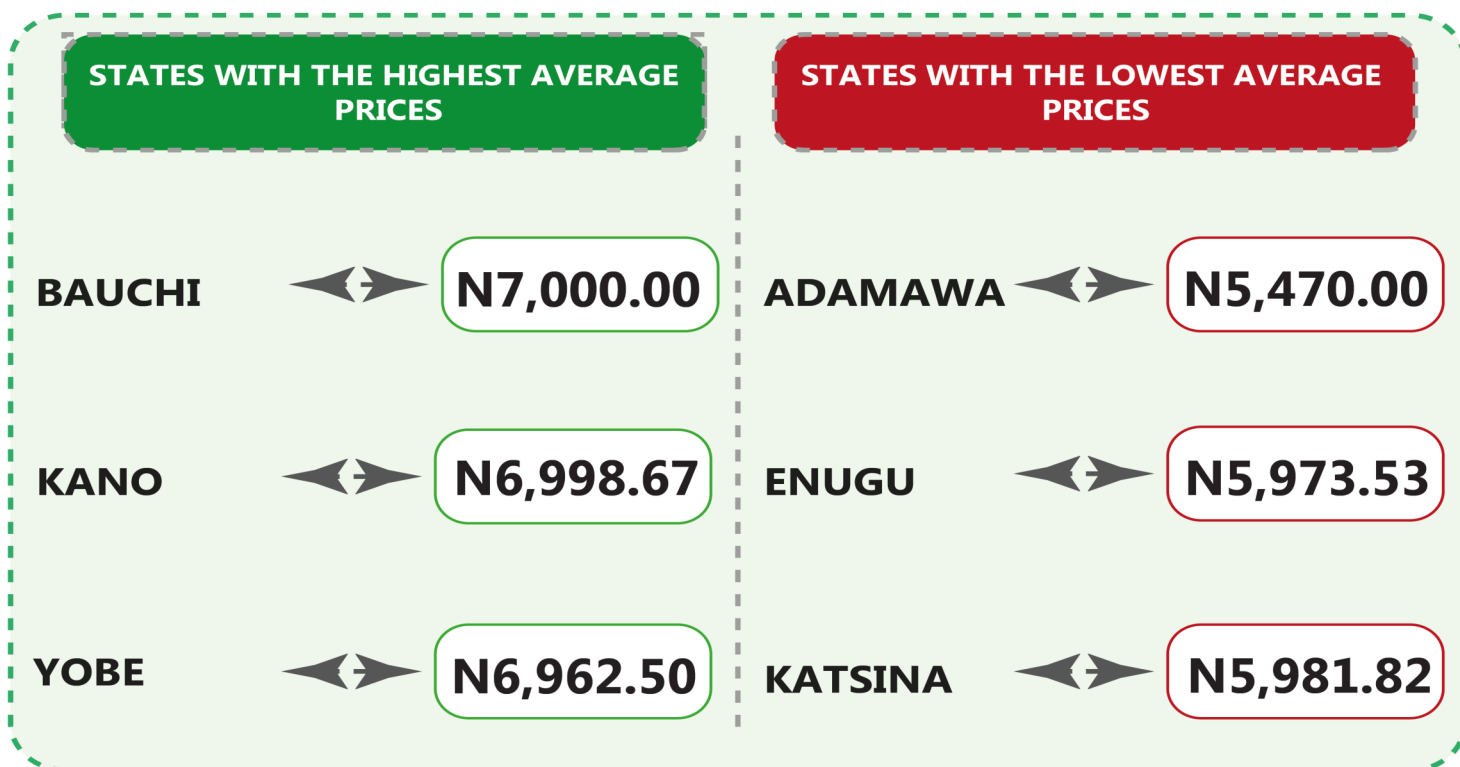

The average retail price for refilling a 5kg Cylinder of Liquefied Petroleum Gas (Cooking Gas) declined by 1.06% on a month-on-month basis from N6,591.62 recorded in March 2024 to N6,521.58 in April 2024. On a year-on-year basis, this increased by 40.48% from N4,642.27 in April 2023. On state profile analysis, Bauchi recorded the highest average price for refilling a 5kg Cylinder of Liquefied Petroleum Gas (Cooking Gas) with N7,000.00, followed by Kano with N6,998.67, and Yobe with N6,962.50. On the other hand, Adamawa recorded the lowest price with N5,470.00, followed by Enugu and Katsina with N5,973.53 and N5,981.82 respectively. In addition, analysis by zone showed that the South-South recorded the highest average retail price for refilling a 5kg Cylinder of Liquefied Petroleum Gas (Cooking Gas) with N6,767.27, followed by the North-East with N6,602.50 while the South-East recorded the lowest with N6,204.86.

Also, the average retail price for refilling a 12.5kg Cylinder of Liquefied Petroleum Gas (Cooking Gas) declined by 1.83% on a month-on-month basis from N15,929.04 in March 2024 to N15,637.74 in April 2024. On a year-on-year basis, this rose by 51.48% from N10,323.33 in April 2023. On state profile analysis, Osun recorded the highest average retail price for the refilling of a 12.5kg Cylinder of Liquefied Petroleum Gas (Cooking Gas) with N17,801.67, followed by Anambra with N17,142.86 and Bayelsa with N16,975.00. Conversely, the lowest average price was recorded in Bauchi with N13,745.12, followed by Kogi and Adamawa with N13,967.31 and N14,088.75 respectively. Analysis by zone showed that the South-South recorded the highest average retail price for refilling a 12.5kg Cylinder of Liquefied Petroleum Gas (Cooking Gas) with N16,420.19, followed by the South-West with N16,231.02 while the North-Central recorded the lowest price with N15,038.87.

LIQUEFIED PETROLEUM GAS (COOKING GAS)

PRICE WATCH -APRIL 2024

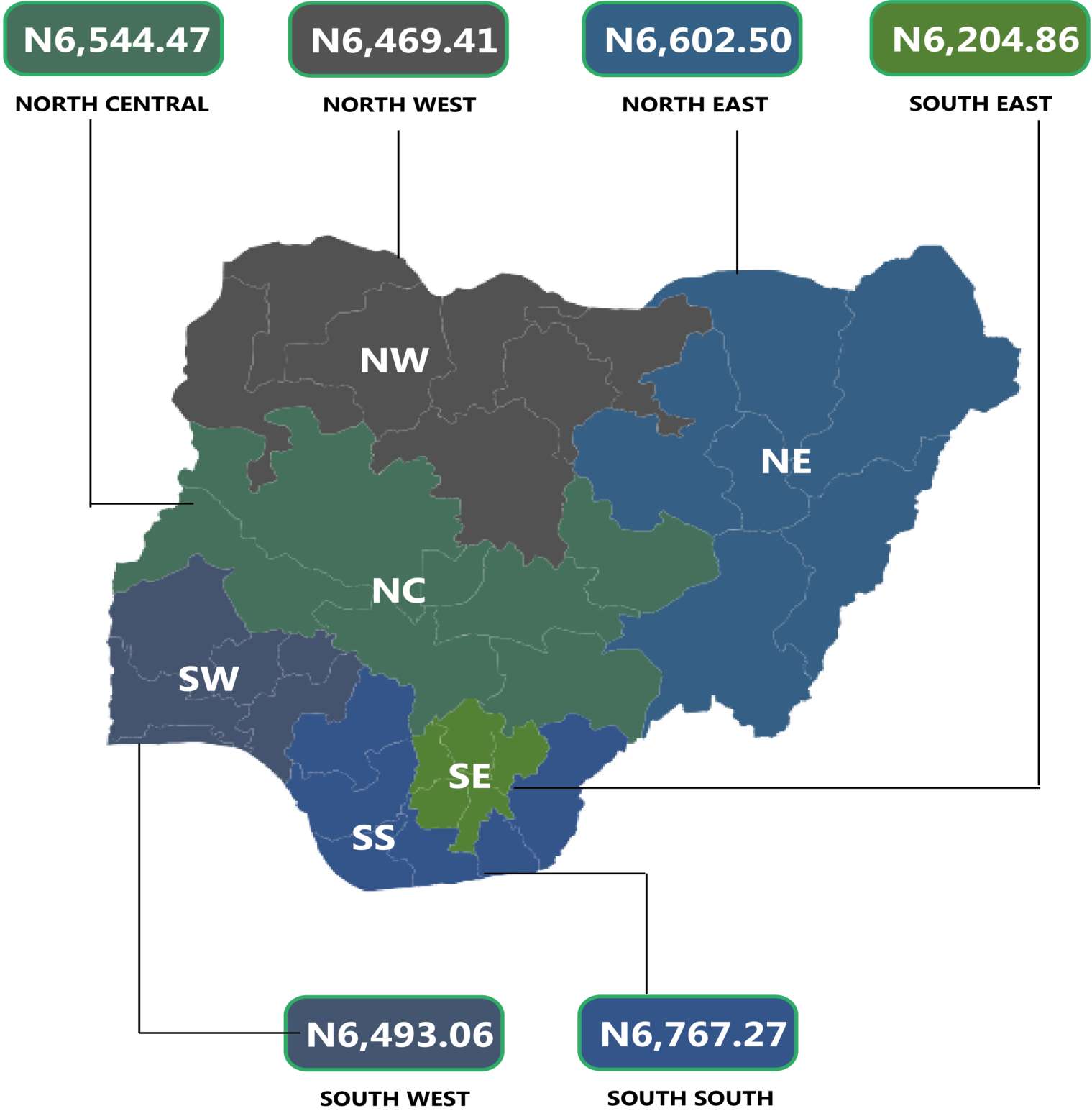
Average Cooking Gas Prices Across States – 5KG Refilling



LIQUEFIED PETROLEUM GAS (COOKING GAS)

PRICE WATCH - APRIL 2024

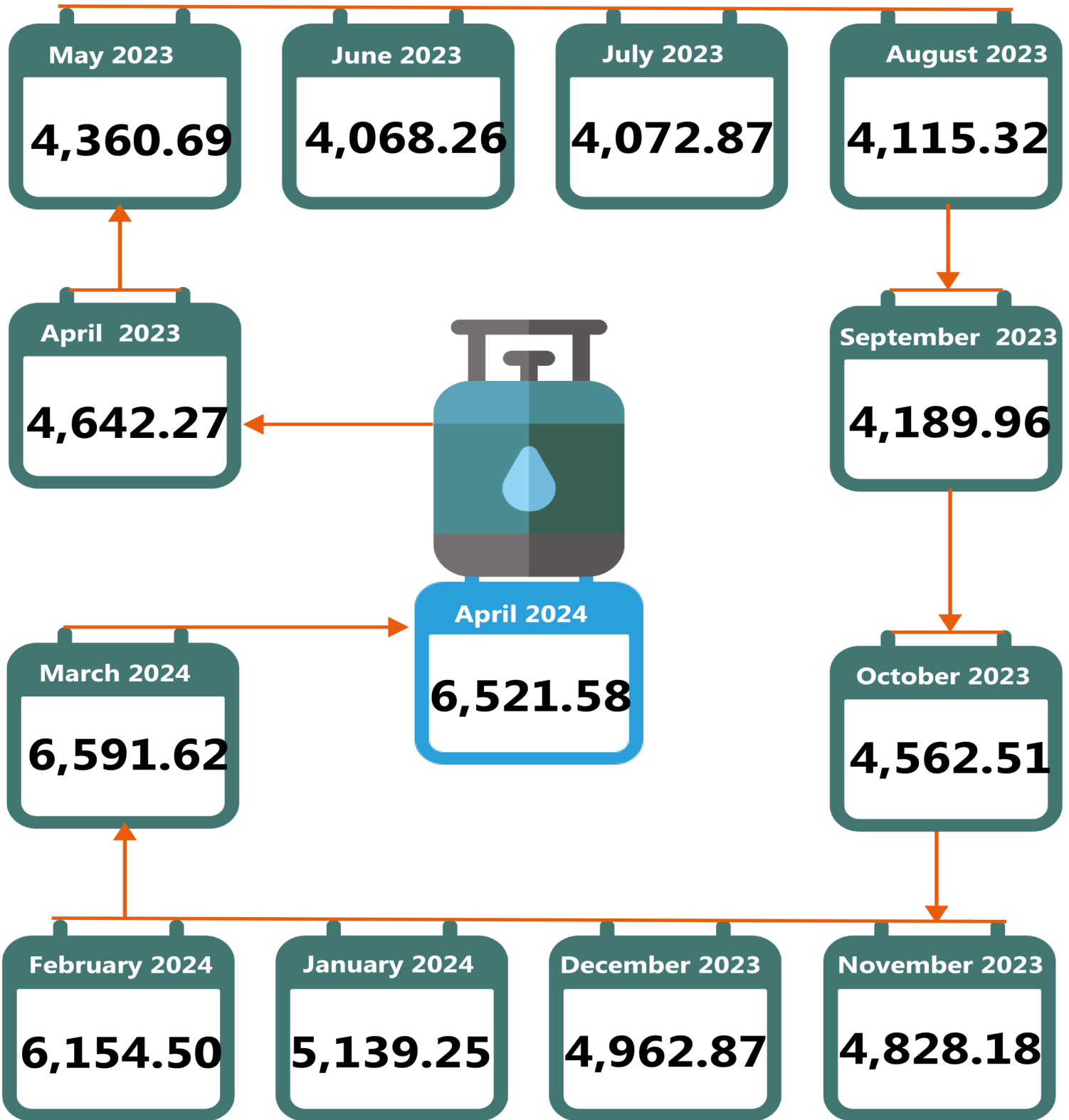
Average Cooking Gas Prices Across Zones – 5KG Refilling



LIQUEFIED PETROLEUM GAS (COOKING GAS)

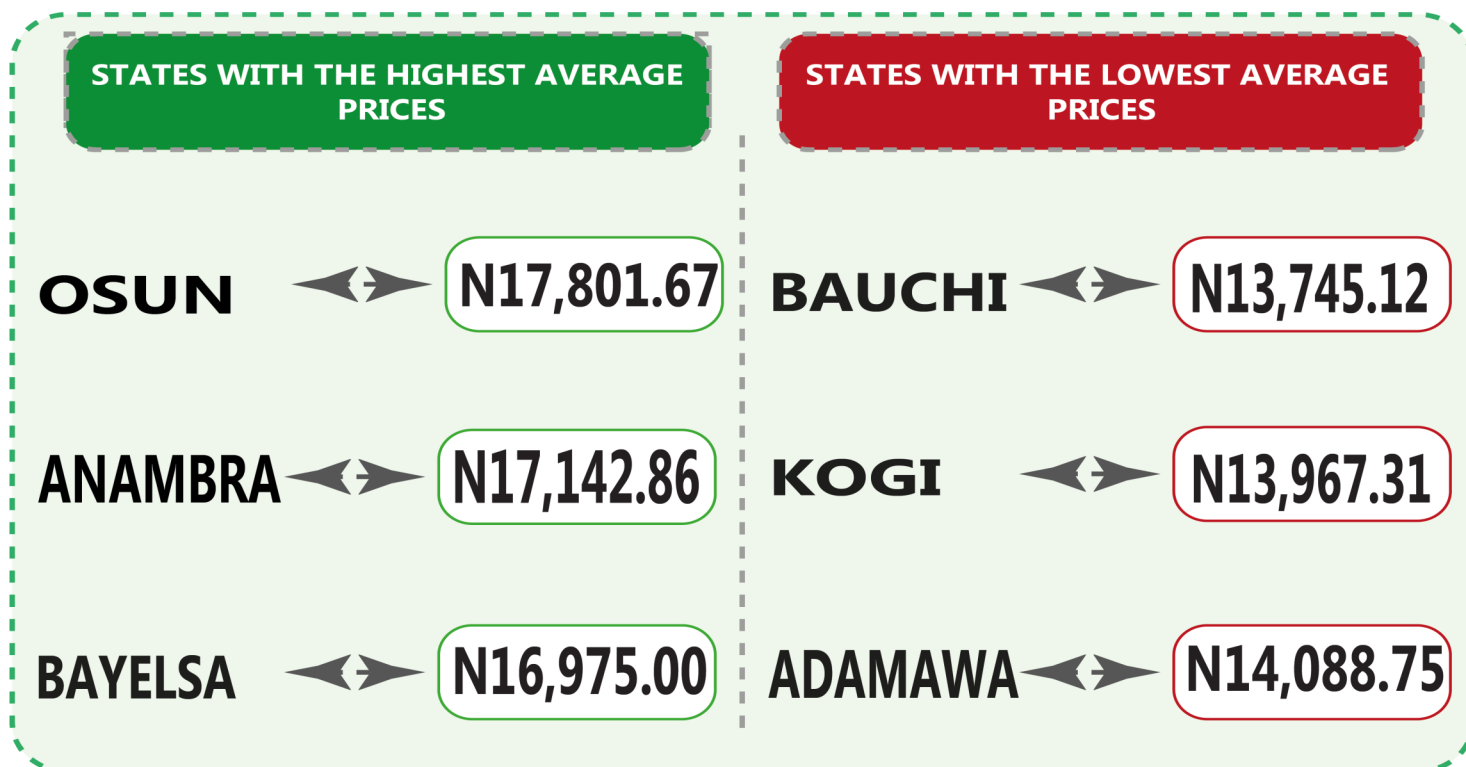

PRICE WATCH - APRIL 2024

12 Month Average Prices– 5KG Refilling



LIQUEFIED PETROLEUM GAS (COOKING GAS) PRICE WATCH -APRIL 2024

Average Cooking Gas Prices Across States – 12.5KG Refilling



LIQUEFIED PETROLEUM GAS (COOKING GAS)

PRICE WATCH - APRIL 2024

Average Cooking Gas Prices Across Zones – 12.5KG Refilling



N15,038.87

NORTH CENTRAL

N15,380.15

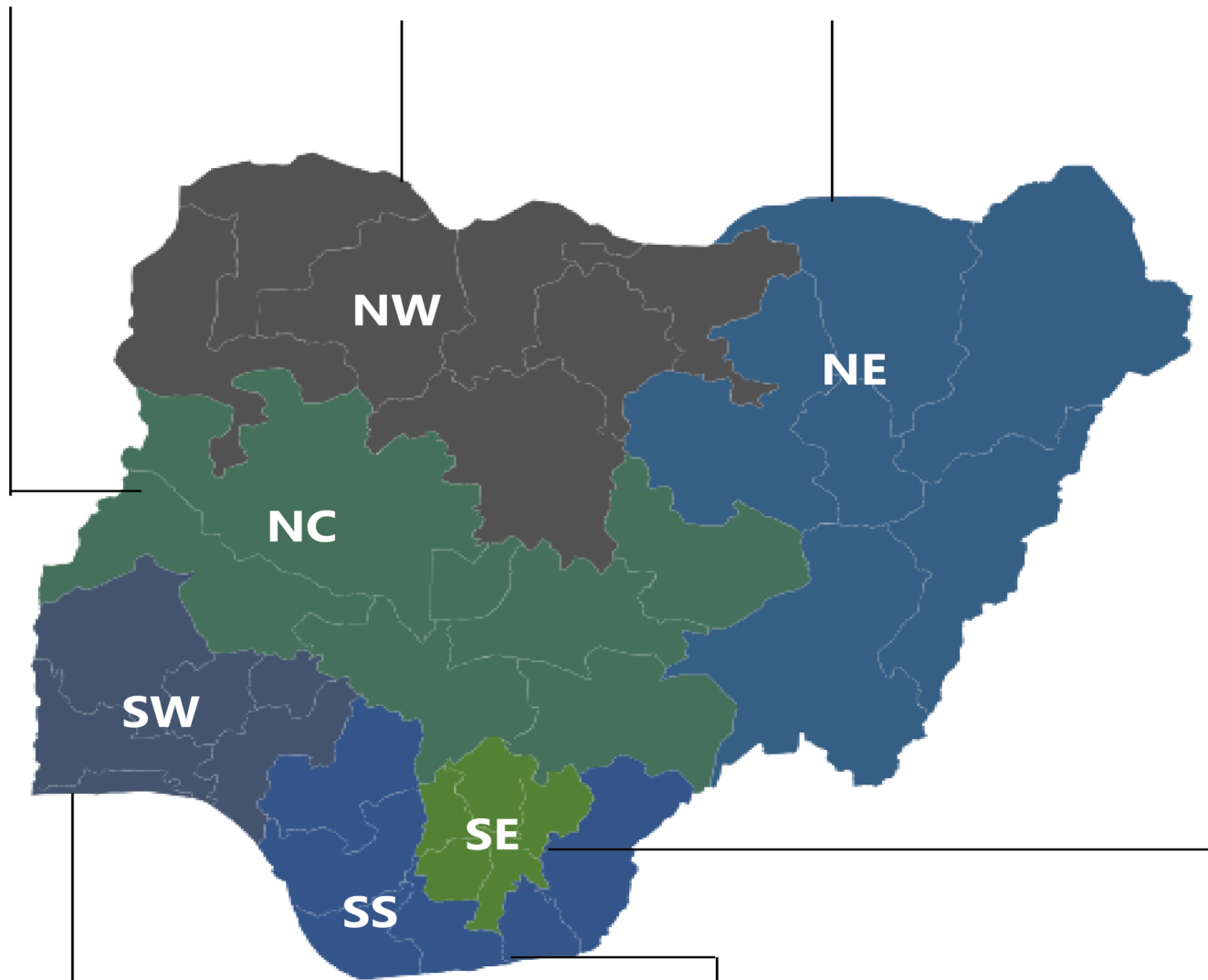
NORTH WEST

N15,186.78

NORTH EAST

N15,727.10

SOUTH EAST



N16,231.02

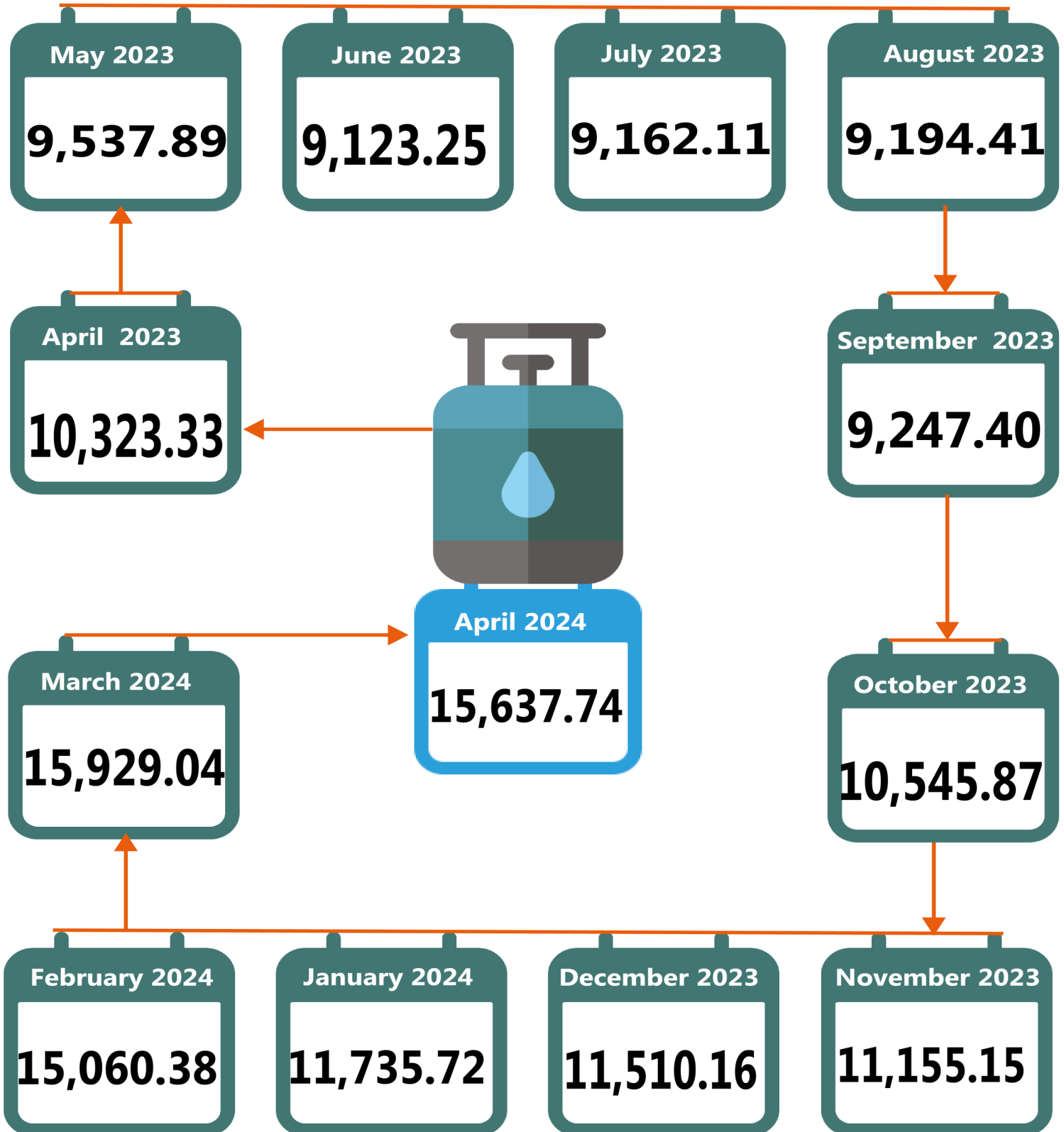
SOUTH WEST

N16,420.19

SOUTH SOUTH

LIQUEFIED PETROLEUM GAS (COOKING GAS) PRICE WATCH - APRIL 2024

12 Month Average Prices– 12.5KG Refilling



APPENDIX

5KG					
	Average of Apr-23	Average of Mar-24	Average of Apr-23	MoM	YoY
NORTH CENTRAL	4,893.67	6,442.52	6,544.47	1.58	33.73
Abuja	4,965.15	6,820.00	6,500.00	-4.69	30.91
Benue	4,900.00	6,260.00	6,570.00	4.95	34.08
Kogi	4,900.12	6,453.85	6,500.00	0.72	32.65
Kwara	5,000.00	6,090.00	6,528.57	7.20	30.57
Nasarawa	4,680.25	6,325.00	6,690.00	5.77	42.94
Niger	4,910.00	6,557.14	6,500.00	-0.87	32.38
Plateau	4,900.15	6,591.67	6,522.73	-1.05	33.11
NORTH EAST	4,641.87	6,221.25	6,602.50	6.13	42.24
Adamawa	4,950.25	5,312.50	5,470.00	2.96	10.50
Bauchi	4,520.15	6,500.00	7,000.00	7.69	54.86
Borno	4,580.35	6,640.00	6,886.67	3.71	50.35
Gombe	4,750.15	6,500.00	6,391.67	-1.67	34.56
Taraba	4,650.15	5,375.00	6,904.17	28.45	48.47
Yobe	4,400.15	7,000.00	6,962.50	-0.54	58.23
NORTH WEST	4,693.76	6,578.30	6,469.41	-1.66	37.83
Jigawa	4,750.25	6,687.50	6,306.79	-5.69	32.77
Kaduna	4,960.80	6,270.00	6,322.92	0.84	27.46
Kano	4,699.98	7,609.00	6,998.67	-8.02	48.91
Katsina	4,435.00	5,654.55	5,981.82	5.79	34.88
Kebbi	4,660.30	7,143.75	6,758.75	-5.39	45.03
Sokoto	4,450.00	7,133.33	6,462.50	-9.40	45.22
Zamfara	4,900.00	5,550.00	6,454.46	16.30	31.72
SOUTH EAST	4,461.65	6,611.79	6,204.86	-6.15	39.07
Abia	4,259.43	6,528.75	6,156.25	-5.71	44.53
Anambra	4,256.14	6,614.71	6,142.86	-7.13	44.33
Ebonyi	4,700.00	6,600.00	6,666.67	1.01	41.84
Enugu	4,252.51	6,558.33	5,973.53	-8.92	40.47
Imo	4,840.15	6,757.14	6,085.00	-9.95	25.72
SOUTH SOUTH	4,520.23	7,003.08	6,767.27	-3.37	49.71
Akwa Ibom	4,437.50	7,162.50	6,722.22	-6.15	51.49
Bayelsa	4,812.50	7,045.00	6,875.00	-2.41	42.86
Cross River	4,711.11	7,107.14	6,750.00	-5.03	43.28
Delta	4,410.10	6,944.44	6,564.29	-5.47	48.85
Edo	4,500.15	6,921.88	6,961.11	0.57	54.69
Rivers	4,250.00	6,837.50	6,731.00	-1.56	58.38
SOUTH WEST	4,561.89	6,723.22	6,493.06	-3.42	42.33
Ekiti	4,430.25	6,417.65	6,404.55	-0.20	44.56
Lagos	4,900.00	6,295.00	6,840.00	8.66	39.59
Ogun	4,400.00	7,363.64	6,250.00	-15.12	42.05
Ondo	4,400.15	6,557.69	6,636.67	1.20	50.83
Osun	4,440.91	7,133.33	6,365.63	-10.76	43.34
Oyo	4,800.00	6,572.00	6,461.54	-1.68	34.62
Average	4,642.27	6,591.62	6,521.58	-1.06	40.48

12.5KG

	Average of Apr-23	Average of Mar-24	Average of Apr-23	MoM	YoY
NORTH CENTRAL	10,306.31	15,957.81	15,038.87	-5.76	45.92
Abuja	10,280.00	15,965.00	15,050.00	-5.73	46.40
Benue	10,763.15	16,415.00	15,650.00	-4.66	45.40
Kogi	10,055.37	15,693.33	13,967.31	-11.00	38.90
Kwara	10,495.27	15,700.00	14,178.57	-9.69	35.09
Nasarawa	10,129.33	15,967.92	15,743.75	-1.40	55.43
Niger	10,170.88	15,689.29	14,864.29	-5.26	46.15
Plateau	10,250.15	16,274.17	15,818.18	-2.80	54.32
NORTH EAST	9,921.94	14,943.48	15,186.78	1.63	53.06
Adamawa	9,980.00	14,625.00	14,088.75	-3.67	41.17
Bauchi	10,100.00	14,484.25	13,745.12	-5.10	36.09
Borno	9,900.00	14,863.64	15,305.00	2.97	54.60
Gombe	9,801.47	15,460.00	15,323.33	-0.88	56.34
Taraba	9,950.15	15,114.00	16,200.00	7.19	62.81
Yobe	9,800.00	15,114.00	16,458.47	8.90	67.94
NORTH WEST	10,409.16	15,235.94	15,380.15	0.95	47.76
Jigawa	11,312.50	16,255.00	15,390.00	-5.32	36.04
Kaduna	10,550.55	14,753.13	14,527.68	-1.53	37.70
Kano	10,215.00	16,039.29	16,014.58	-0.15	56.78
Katsina	10,259.06	12,400.00	14,227.50	14.74	38.68
Kebbi	10,250.00	13,137.50	14,299.00	8.84	39.50
Sokoto	10,400.00	17,833.33	16,794.25	-5.83	61.48
Zamfara	9,877.03	16,233.33	16,408.04	1.08	66.12
SOUTH EAST	10,318.11	16,734.87	15,727.10	-6.02	52.42
Abia	10,600.00	16,221.88	14,725.00	-9.23	38.92
Anambra	10,790.00	17,417.65	17,142.86	-1.58	58.88
Ebonyi	9,600.25	17,214.29	16,500.00	-4.15	71.87
Enugu	10,369.23	15,856.25	14,117.65	-10.96	36.15
Imo	10,231.05	16,964.29	16,150.00	-4.80	57.85
SOUTH SOUTH	10,595.96	16,859.85	16,420.19	-2.61	54.97
Akwa Ibom	10,900.00	17,000.00	16,788.89	-1.24	54.03
Bayelsa	10,700.15	17,165.00	16,975.00	-1.11	58.64
Cross River	10,907.15	16,984.38	16,796.43	-1.11	53.99
Delta	10,437.50	16,972.22	15,921.43	-6.19	52.54
Edo	10,311.55	16,562.50	15,784.38	-4.70	53.07
Rivers	10,319.39	16,475.00	16,255.00	-1.34	57.52
SOUTH WEST	10,376.18	16,087.30	16,231.02	0.89	56.43
Ekiti	10,573.47	15,893.33	15,897.73	0.03	50.35
Lagos	9,965.37	15,394.64	15,640.91	1.60	56.95
Ogun	10,554.02	15,033.33	15,472.73	2.92	46.61
Ondo	10,260.48	16,367.86	16,500.00	0.81	60.81
Osun	10,233.72	17,588.46	17,801.67	1.21	73.95
Oyo	10,670.00	16,246.15	16,073.08	-1.07	50.64
Average	10,323.33	15,929.04	15,637.74	-1.83	51.48

CONTACT



National Bureau of Statistics

Head Office

No 1, Wole Olanipekun Street,
Formerly, Plot 762 Independence
Avenue
Off Constitution Avenue,
CBD, Abuja, F. C. T.

Mr. Ichedi S.J

Information Desk

Head, Communication & Public
Relations Department (C&PRD)
Phone: +2348037051701
sjchedi@nigerianstat.gov.ng

Moses Mathew

Statistical Information Officer

Phone: +2347069071157
matmoses@nigerianstat.gov.ng

Dr A.A. Ayo

Head Prices Division

Phone: +2348036082904
anthonyayo@nigerianstat.gov.ng



@nbs_nigeria



NBSNigeria



Nbs_nigeria

