



NATIONAL BUREAU OF STATISTICS

National Household Kerosene Price Watch

(APRIL 2024)

Report Date: May 2024

Data Source: National Bureau of Statistics (NBS)

CONTENT

Methodology	3
Executive Summary	4
Average Kerosene Prices per liter across States	5
Average Kerosene Prices per liter across Zones	6
12 Months Average Prices per liter	7
Average Kerosene Prices per gallon across States	8
Average Kerosene Prices per gallon across Zones	9
12 Months Average Prices per gallon	10
Appendix	11
Contact	13

METHODOLOGY

Fieldwork is done solely by over 700 NBS Staff in all the States of the federation, supported by supervisors whom internal and external observers monitor.

Fuel Prices are collected across all the 774 local governments across all States and the FCT from over 10,000 respondents and outlets and the estimates reflect the weights derived from estimates of household expenditures on fuel and the actual prices of liters or gallon bought by the households.

The average prices are reported for each state and the country. The NBS audit team subsequently conducts randomly selected verification of prices recorded.

EXECUTIVE SUMMARY

The average retail price per litre of Household Kerosene (HHK) paid by consumers in April 2024 was N1,439.64, showing an increase of 6.29% compared to N1,354.40 recorded in March 2024. On a year-on-year basis, the average retail price per litre of the product rose by 24.04% from N1,160.67 in April 2023.

On state profile analysis, the highest average price per litre in April 2024 was recorded in Benue with N1,788.47, followed by Kaduna with N1,761.62 and Plateau with N1,717.78. On the other hand, the lowest price was recorded in Katsina with N1,222.22, followed by Jigawa with N1,240.74 and Kwara with N1,252.38.

In addition, analysis by zone showed that the North Central recorded the highest average retail price per litre of Household Kerosene with N1,525.27, followed by the South-West with N1,479.24, while the South-East recorded the lowest with N1,391.68.

The average retail price per gallon of Household Kerosene paid by consumers in April 2024 was N5,174.23 indicating an increase of 5.61% from N4,899.33 in March 2024. On a year-on-year basis, this increased by 24.17% from N4,166.94 in April 2023.

On state profile analysis, Kano recorded the highest average retail price per gallon of Household Kerosene with N6,862.50, followed by Adamawa with N6,266.05 and Yobe with N6,120.41. On the other hand, Kwara recorded the lowest price with N4,226.40, followed by Delta and Akwa Ibom with N4,300.00 and N4,356.67 respectively.

Analysis by zone showed that the North-East recorded the highest average retail price per gallon of Household Kerosene with N5,922.63, followed by the North West with N5,538.58, while the North-Central recorded the lowest with N4,634.60.

NATIONAL HOUSEHOLD KEROSENE PRICE WATCH

- APRIL 2024

Average Kerosene Prices per litre Across States



STATES WITH THE HIGHEST AVERAGE PRICES

BENUE ↔ **N1,788.47**

KADUNA ↔ **N1,761.62**

PLATEAU ↔ **N1,717.78**

STATES WITH THE LOWEST AVERAGE PRICES

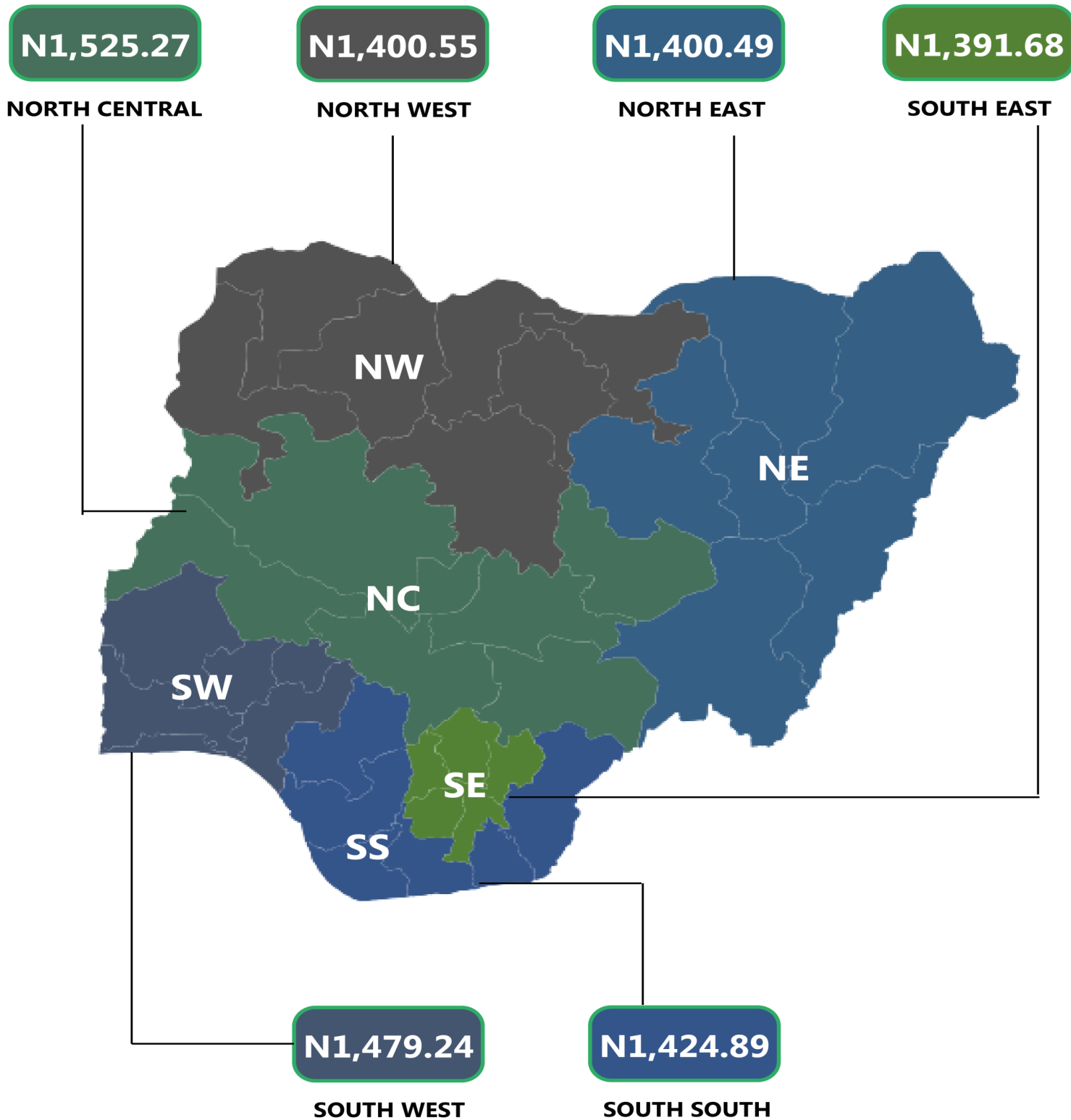
KATSINA ↔ **N1,222.22**

JIGAWA ↔ **N1,240.74**

KWARA ↔ **N1,252.38**

NATIONAL HOUSEHOLD KEROSENE PRICE WATCH - APRIL 2024

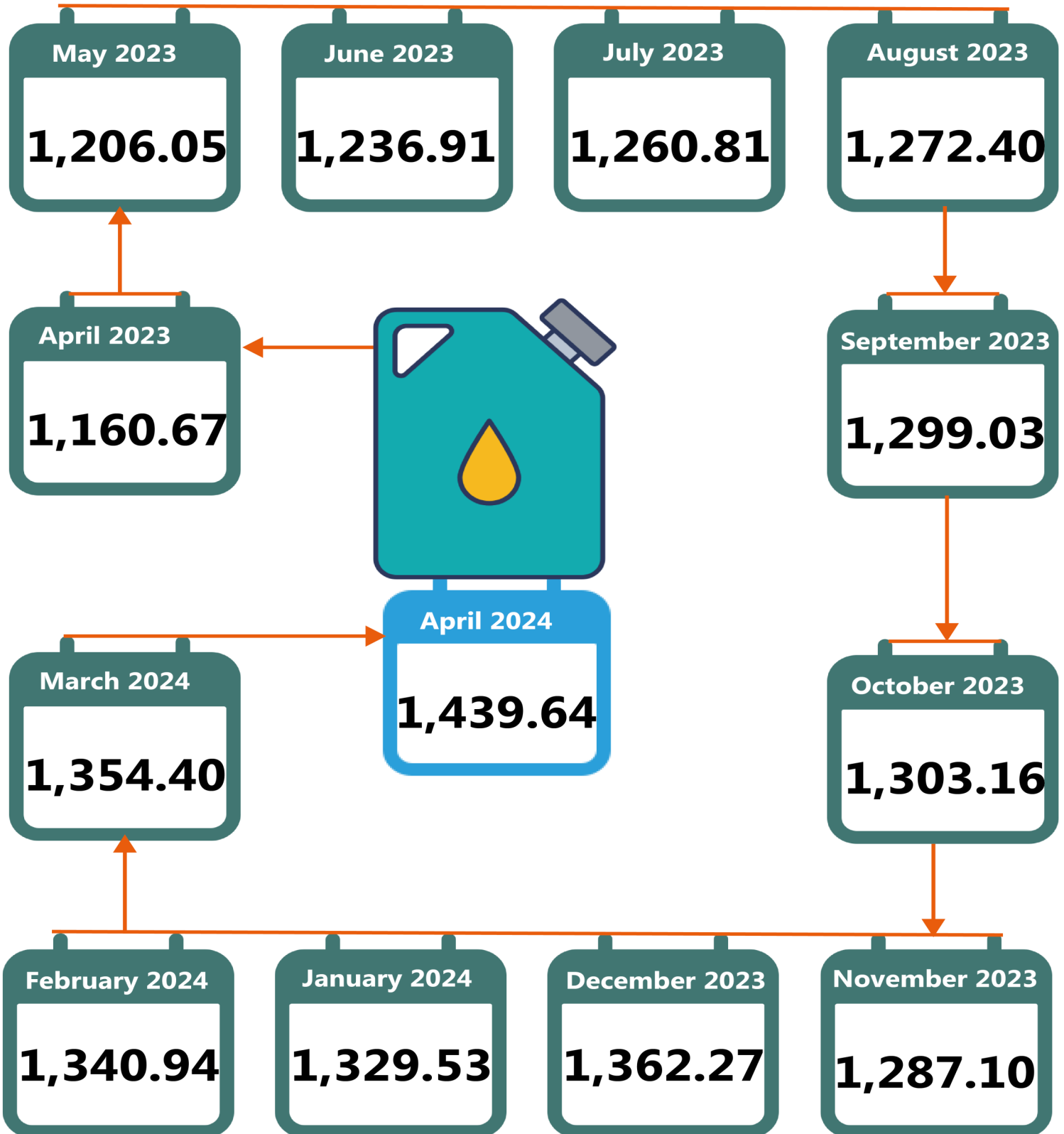
Average Kerosene Prices per litre Across Zones



NATIONAL HOUSEHOLD KEROSENE PRICE WATCH

- APRIL 2024

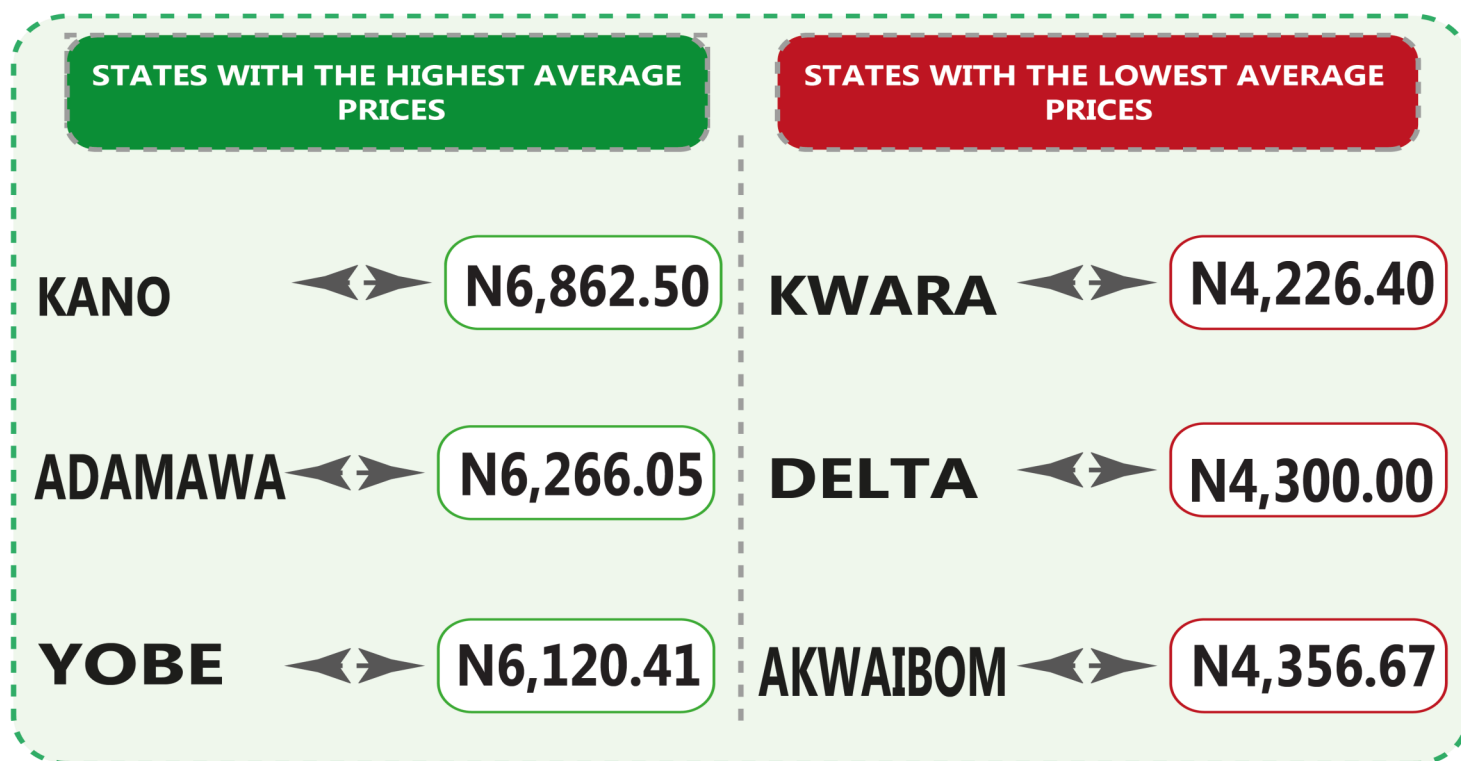

12 Month Average Prices per litre



NATIONAL HOUSEHOLD KEROSENE PRICE WATCH

- APRIL 2024

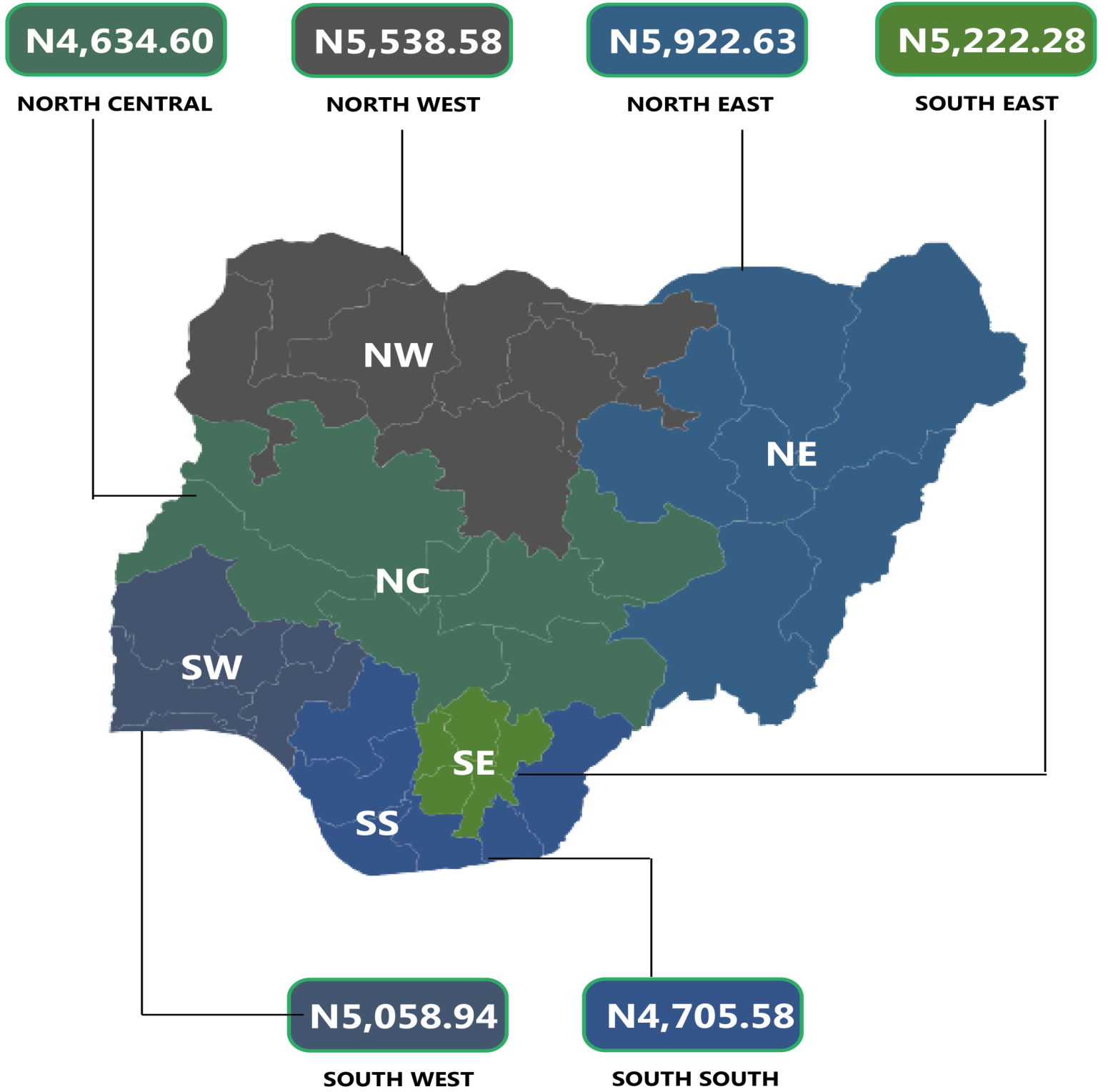
Average Kerosene Prices per gallon Across States



NATIONAL HOUSEHOLD KEROSENE PRICE WATCH

- APRIL 2024


Average Kerosene Prices per gallon Across Zones



NATIONAL HOUSEHOLD KEROSENE PRICE WATCH

- APRIL 2024

12 Month Average Prices per gallon



APPENDIX

LITRE

	Average of Apr-23	Average of Mar-24	Average of Apr-24	MoM	YoY
NORTH CENTRAL	1115.39	1497.13	1525.27		
Abuja	1382.10	1675.56	1616.67	-3.51	16.97
Benue	1190.20	1773.74	1788.47	0.83	50.27
Kogi	985.10	1338.33	1382.14	3.27	40.30
Kwara	990.10	1110.90	1252.38	12.74	26.49
Nasarawa	1000.00	1180.33	1292.16	9.47	29.22
Niger	1180.25	1719.36	1627.27	-5.36	37.88
Plateau	1080.00	1681.67	1717.78	2.15	59.05
NORTH EAST	1273.53	1393.59	1400.49	0.49	9.97
Adamawa	1600.00	1426.37	1406.89	-1.37	-12.07
Bauchi	1320.50	1375.44	1402.42	1.96	6.20
Borno	1230.00	1350.33	1377.82	2.04	12.02
Gombe	1175.10	1340.17	1436.11	7.16	22.21
Taraba	1140.55	1481.67	1377.60	-7.02	20.78
Yobe	1175.00	1387.56	1402.07	1.05	19.33
NORTH WEST	1014.19	1296.94	1400.55	7.99	38.10
Jigawa	925.25	1142.33	1240.74	8.61	34.10
Kaduna	950.50	1875.00	1761.62	-6.05	85.34
Kano	1043.33	1259.33	1317.04	4.58	26.23
Katsina	1020.10	1139.58	1222.22	7.25	19.81
Kebbi	1000.00	1166.67	1306.67	12.00	30.67
Sokoto	1050.15	1095.33	1377.78	25.79	31.20
Zamfara	1110.00	1400.33	1577.78	12.67	42.14
SOUTH EAST	1265.71	1284.90	1391.68	8.31	9.95
Abia	1297.98	1344.44	1400.00	4.13	7.86
Anambra	1205.56	1254.71	1360.00	8.39	12.81
Ebonyi	1285.00	1306.00	1400.00	7.20	8.95
Enugu	1275.00	1220.67	1414.29	15.86	10.92
Imo	1265.00	1298.67	1384.13	6.58	9.42
SOUTH SOUTH	1126.19	1273.07	1424.89	11.93	26.52
Akwa Ibom	1295.35	1372.33	1388.89	1.21	7.22
Bayelsa	1095.20	1190.00	1261.11	5.98	15.15
Cross River	1280.50	1518.67	1716.67	13.04	34.06
Delta	1090.00	1275.71	1533.33	20.19	40.67
Edo	965.85	1210.89	1385.71	14.44	43.47
Rivers	1030.25	1070.79	1263.64	18.01	22.65
SOUTH WEST	1218.49	1354.97	1479.24	9.17	21.40
Ekiti	1250.00	1272.89	1366.67	7.37	9.33
Lagos	1285.50	1375.00	1406.08	2.26	9.38
Ogun	1280.00	1460.38	1550.00	6.14	21.09
Ondo	1170.45	1435.67	1638.10	14.10	39.95
Osun	1125.00	1294.89	1502.08	16.00	33.52
Oyo	1200.00	1291.00	1412.50	9.41	17.71
Average	1160.67	1354.40	1439.64	6.29	24.04

GALLON

	Average of Apr-23	Average of Mar-24	Average of Apr-24	MoM	YoY
NORTH CENTRAL	4085.50	4621.00	4634.60		
Abuja	4100.00	4300.00	4567.50	6.22	11.40
Benue	4190.00	4652.88	4498.00	-3.33	7.35
Kogi	4112.50	4639.00	4861.60	4.80	18.22
Kwara	4166.67	4763.43	4226.40	-11.27	1.43
Nasarawa	3929.17	4625.56	4890.09	5.72	24.46
Niger	4100.15	4710.73	4786.82	1.62	16.75
Plateau	4000.00	4655.38	4611.79	-0.94	15.29
NORTH EAST	4534.61	5579.78	5922.63	6.14	30.61
Adamawa	4520.15	6110.44	6266.05	2.55	38.62
Bauchi	4247.28	5922.30	6000.09	1.31	41.27
Borno	4850.00	5025.75	5450.00	8.44	12.37
Gombe	4550.00	5570.00	6066.67	8.92	33.33
Taraba	4490.00	5049.50	5632.57	11.55	25.45
Yobe	4550.25	5800.69	6120.41	5.51	34.51
NORTH WEST	4580.50	5094.26	5538.58	8.72	20.92
Jigawa	4142.55	4750.00	5125.00	7.89	23.72
Kaduna	4375.52	4533.22	5640.50	24.43	28.91
Kano	4417.24	5784.13	6862.50	18.64	55.36
Katsina	4925.00	5681.33	5073.33	-10.70	3.01
Kebbi	4675.00	4770.50	5031.25	5.47	7.62
Sokoto	4645.00	5540.00	6012.50	8.53	29.44
Zamfara	4883.20	4600.67	5025.00	9.22	2.90
SOUTH EAST	4298.58	4527.31	5222.28	15.35	21.49
Abia	4390.15	4553.75	5972.92	31.16	36.05
Anambra	4382.75	4640.65	5128.57	10.51	17.02
Ebonyi	4100.00	4541.29	5360.00	18.03	30.73
Enugu	4320.00	4430.95	5009.00	13.05	15.95
Imo	4300.00	4469.91	4640.91	3.83	7.93
SOUTH SOUTH	3249.59	4845.80	4705.58	-2.89	44.81
Akwa Ibom	3868.80	4998.00	4356.67	-12.83	12.61
Bayelsa	3208.34	4537.67	4507.78	-0.66	40.50
Cross River	3500.00	5193.67	5300.00	2.05	51.43
Delta	2500.15	4039.14	4300.00	6.46	71.99
Edo	3420.25	5435.33	5385.71	-0.91	57.47
Rivers	3000.00	4871.00	4383.33	-10.01	46.11
SOUTH WEST	4219.46	4679.73	5058.94	8.10	19.90
Ekiti	4808.33	4800.00	5040.00	5.00	4.82
Lagos	4990.25	4641.78	4921.05	6.02	-1.39
Ogun	4000.00	5033.50	5931.80	17.85	48.30
Ondo	4118.18	4500.00	4731.43	5.14	14.89
Osun	4000.00	4667.63	4646.67	-0.45	16.17
Oyo	3400.00	4435.50	5082.67	14.59	49.49
Average	4166.94	4899.33	5174.23	5.61	24.17

CONTACT



National Bureau of Statistics

Head Office

No 1, Wole Olanipekun Street,
Formerly, Plot 762 Independence
Avenue
Off Constitution Avenue,
CBD, Abuja, F. C. T.

Mr. Ichedi S.J

Information Desk

Head, Communication & Public
Relations Department (C&PRD)
Phone: +2348037051701
sjchedi@nigerianstat.gov.ng

Moses Mathew

Statistical Information Officer

Phone: +2347069071157
matmoses@nigerianstat.gov.ng

Dr A.A. Ayo

Head Prices Division

Phone: +2348036082904
anthonyayo@nigerianstat.gov.ng



@nbs_nigeria



NBSNigeria



Nbs_nigeria

