



NATIONAL BUREAU OF STATISTICS

Transport Fare Watch

(MARCH 2024)



Report Date: April 2024

Data Source: National Bureau of Statistics (NBS)

CONTENT

Methodology	3
Executive Summary	4
Average Transport Fare Across States	
- States Bus Journey Within City, Per Drop Constant Route	6
- States Bus Journey Intercity, State Route, Charge per person	7
- Air Fare Charge for Specified Routes Single Journey	8
- Journey by Motorcycle (Okada) Per Drop	9
- Waterway Passenger Transport	10
Average Transport Fare by Categories - All Zones	
North Central.....	11
North East.....	12
North West.....	13
South East	14
South West	15
South-South.....	16
Appendix	17
Contact	19

METHODOLOGY

Fieldwork is done solely by over 700 NBS Staff in all States of the federation supported by supervisors who are monitored by internal and external observers.

Prices are collected across all the 774 local governments across all States and the FCT from over 10,000 respondents and locations and reflect actual fare households state they actually paid for those services.

The average of all these fares is then reported for each state and the average for the country is the average for the state.

NBS audit team subsequently conducts randomly selected verification of fares recorded.

EXECUTIVE SUMMARY

Transport Fare Watch for March 2024 covers the following categories: bus journey within the city per drop constant route; bus journey intercity (state route) charge per person; air fare charge for specified routes single journey; journey by motorcycle (Okada) per drop; and water way passenger transport.

The average fare paid by commuters for bus journeys within the city per drop increased to 1.85% from N951.76 in February 2024 to N969.32 in March 2024. On a year-on-year basis, it rose by 49.55% from N648.16 in March 2023.

In another category, the average fare paid by commuters for bus journey intercity per drop was N7,152.97 in March 2024, showing an increase of 2.14% on a month-on-month basis compared to N7,002.97 in February 2024. On a year-on-year basis, the fare rose by 79.17% from N3,992.36 in March 2023.

In air travel, the average fare paid by air passengers for specified routes single journey was N88,964.86 in March 2024, indicating an increase of 1.10% while compared to previous month (February 2024). On a year-on-year basis, the fare rose by 18.96% from N74,782.43 in March 2023.

The average transport fare paid on Okada transportation was N472.16 in March 2024 which increased by 0.92% when compared with the value recorded in February 2024 (N467.84). On a year-on-year basis, the fare increased by 2.15% when compared with March 2023 (N462.21).

For water transport (waterway passenger transportation), the average fare paid in March 2024 declined to N1,384.32 from N1,395.81 which indicates a decrease of 0.82% on monthly basis. On a year-on-year basis, it increased by 34.25% from N1,031.12 in March 2023.

On state profile analysis, for intercity bus travel (state route charged per person fare), the highest fare was recorded in Anambra with N9,700.00, followed by Akwa-Ibom with N9,000.00. The least fare was recorded in Kwara with N5,500.00, followed by Ebonyi with N5,700.00. Taraba state recorded the highest bus journey within the city (per drop constant route) in March 2024 with N1,450.00 followed by Ondo with N1,200.00. On the other hand, Abia recorded the least with N520.00, followed by Adamawa with N580.00. Similarly, Rivers recorded the highest air transport charges (for specified routes single journeys) with N100,000.00, followed by Kano with N96,000.00. Conversely, Abia recorded the least fare with N70,000.00, followed by Plateau with N80,500.00. Also, Lagos State had the highest motorcycle transport fare in March 2024 with N850.00, followed by Ondo with N725.00. The least fare was recorded in Anambra with N240.00, while Bayelsa followed with N270.00. Similarly, water transport fare was highest in Bayelsa with N4,500.00, followed by Delta with N4,200.00, while the least fare was recorded in Borno with N440.00, followed by Gombe with N560.00.

For Analysis by zone in March 2024, transport fares of bus journeys within the city recorded the highest in the South-South with N1,000.83, followed by the North East with N986.67, while the South-East recorded the least with N916.00.

In terms of bus journey intercity, the South-South had the highest fare with N7,738.33 followed by the South-East with N7,440.00, while North-Central recorded the least with N6,814.29.

Air transportation in March 2024, the North-West recorded the highest fare with N91,785.71, followed by the South-West with N91,500.00. while the North-Central had the least with N84,214.29.

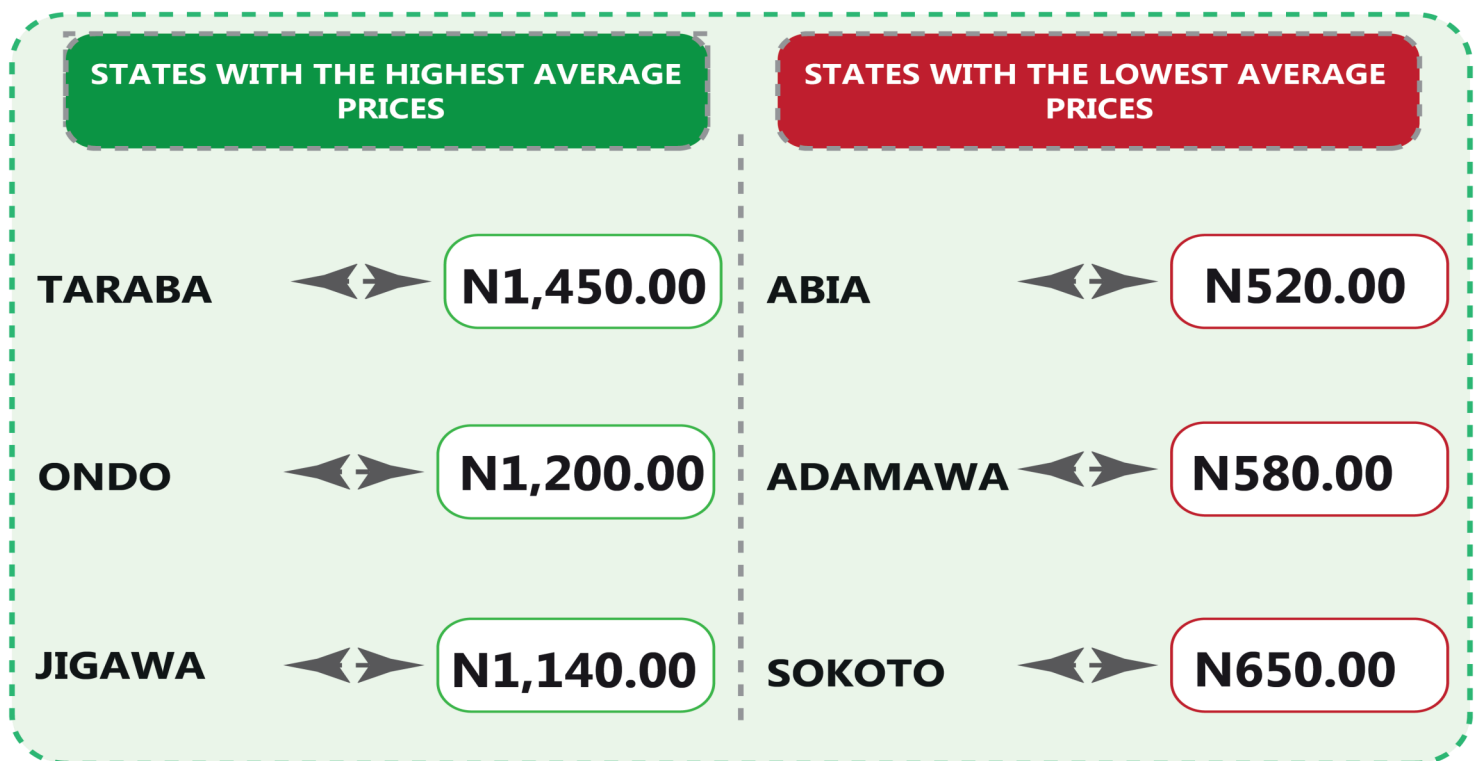
Also, commuters on a motorcycle (Okada) paid the highest fare in the South-West with N544.17 and North-East with N509.17, while the North-West recorded the least with N416.43.

The South -South zone had the highest fare on water transport with N3,500.00, followed by the South-West with N1,366.67, while the North-East had the least with N768.33.

TRANSPORT FARE WATCH - MARCH 2024

Average Transport Fare Across States

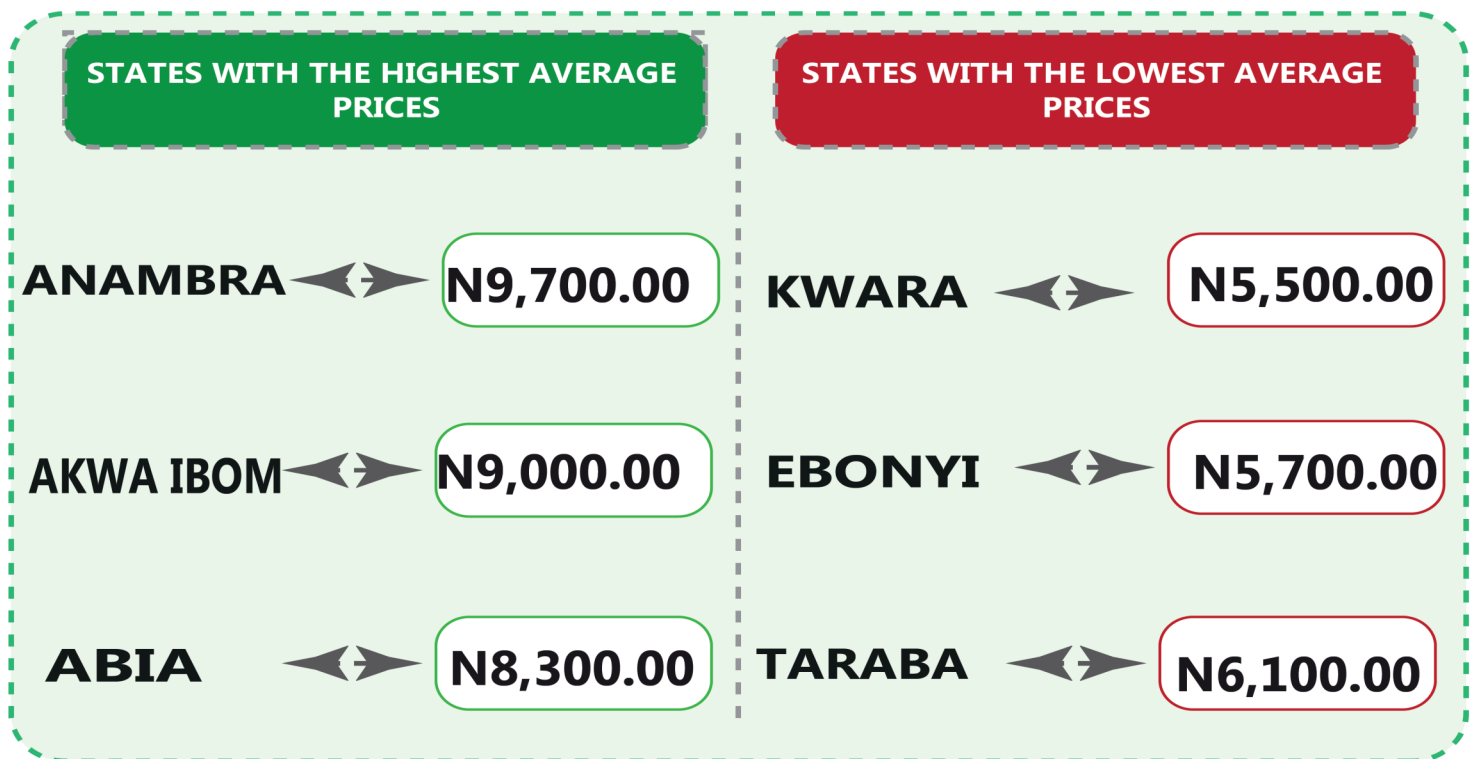

-Bus Journey Within City , Per Drop Constant Route



TRANSPORT FARE WATCH - MARCH 2024

Average Transport Fare Across States

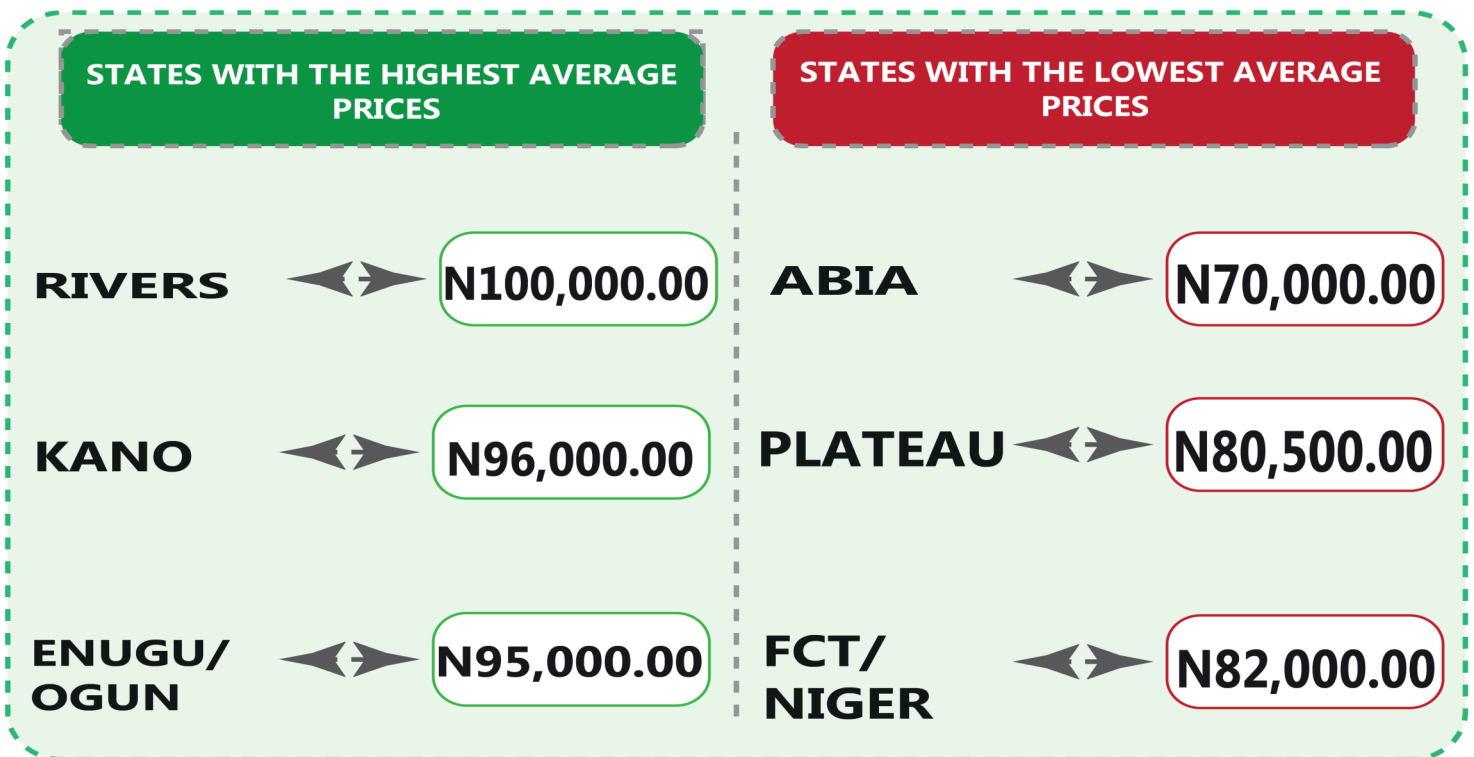
-Bus Journey Intercity, State Route, Charge Per Person



TRANSPORT FARE WATCH - MARCH 2024

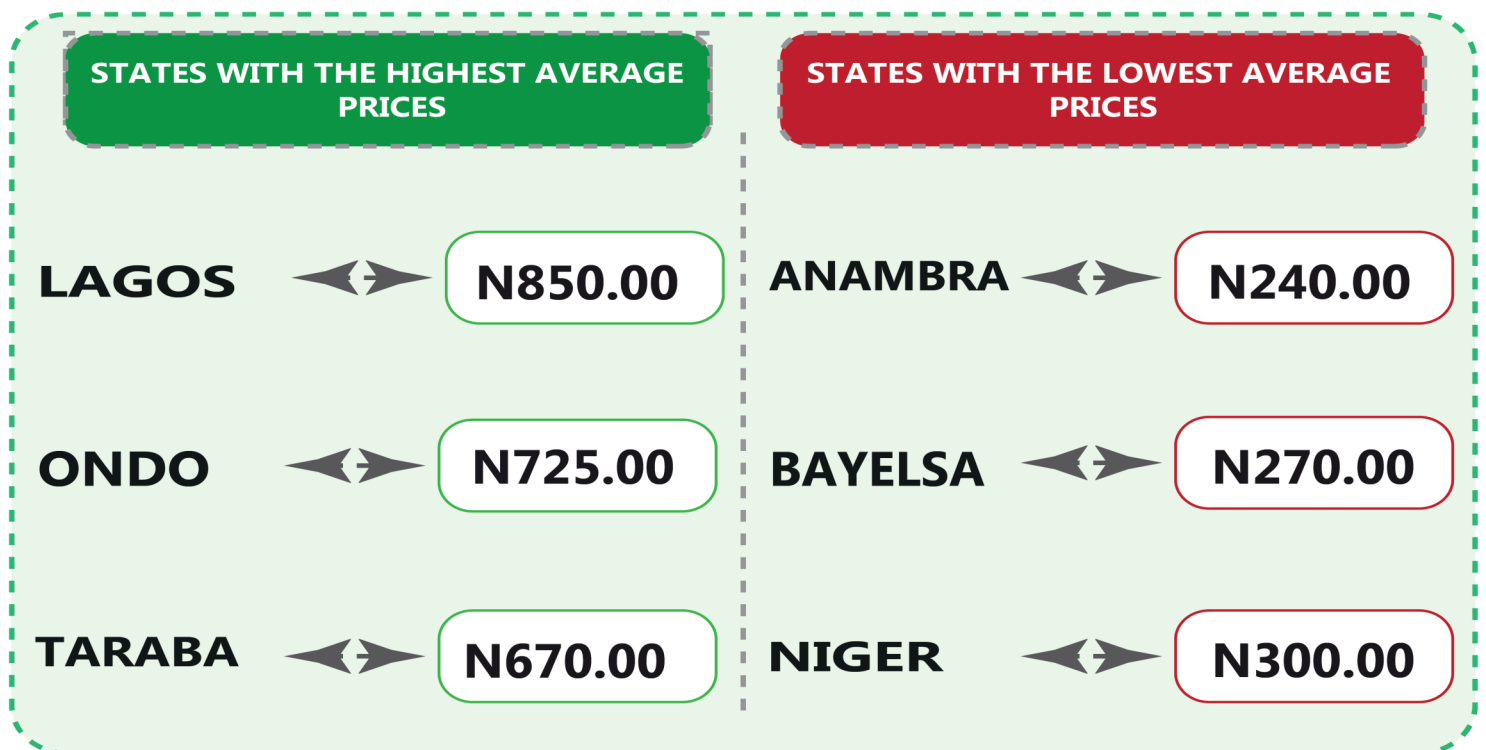

Average Transport Fare Across States

-Air Fare Charge For Specified Routes Single Journey



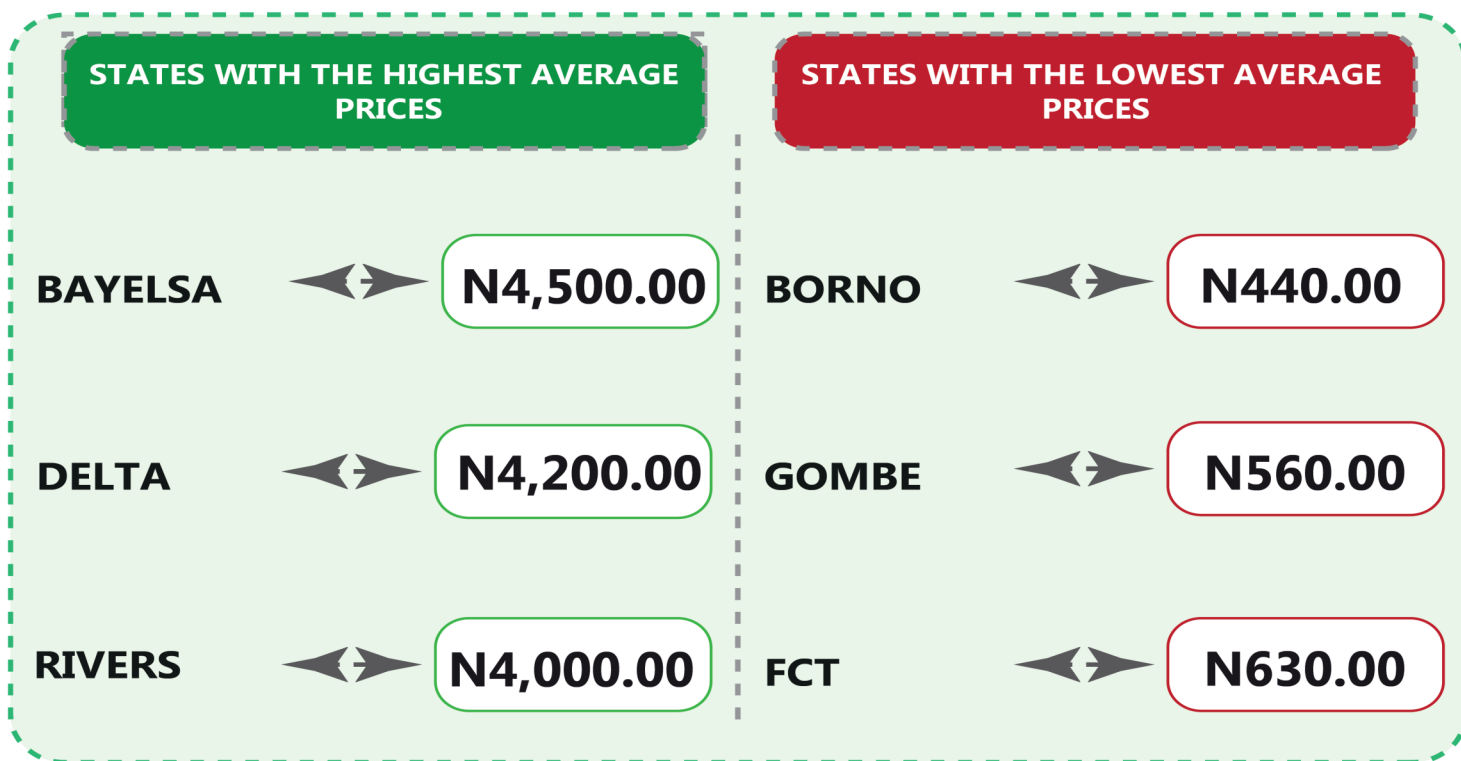
TRANSPORT FARE WATCH - MARCH 2024

Average Transport Fare Across States
-Journey by Motorcycle (Okada) Per Drop



TRANSPORT FARE WATCH - MARCH 2024

Average Transport Fare Across States
-Waterway Passenger Transport



TRANSPORT FARE WATCH - MARCH 2024

Average Transport Fare by Categories NORTH CENTRAL



BUS JOURNEY WITHIN CITY, PER DROP CONSTANT ROUTE



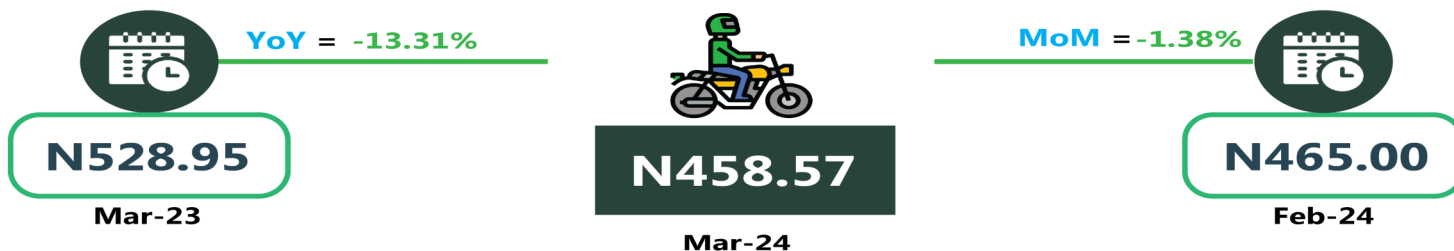
BUS JOURNEY INTERCITY, STATE ROUTE, CHARGE PER PERSON



AIR FARE CHARGE FOR SPECIFIED ROUTES SINGLE JOURNEY



JOURNEY BY MOTORCYCLE (OKADA) PER DROP



WATER TRANSPORT: WATER WAY PASSENGER TRANSPORTATION



TRANSPORT FARE WATCH - MARCH 2024

Average Transport Fare by Categories NORTH EAST



BUS JOURNEY WITHIN CITY, PER DROP CONSTANT ROUTE



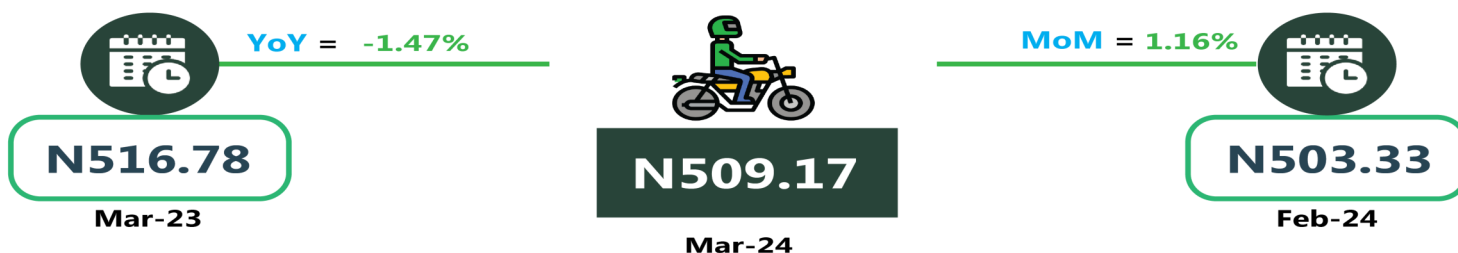
BUS JOURNEY INTERCITY, STATE ROUTE, CHARGE PER PERSON




AIR FARE CHARGE FOR SPECIFIED ROUTES SINGLE JOURNEY



JOURNEY BY MOTORCYCLE (OKADA) PER DROP



WATER TRANSPORT: WATER WAY PASSENGER TRANSPORTATION



TRANSPORT FARE WATCH - MARCH 2024

Average Transport Fare by Categories NORTH WEST



BUS JOURNEY WITHIN CITY, PER DROP CONSTANT ROUTE



BUS JOURNEY INTERCITY, STATE ROUTE, CHARGE PER PERSON




AIR FARE CHARGE FOR SPECIFIED ROUTES SINGLE JOURNEY



JOURNEY BY MOTORCYCLE (OKADA) PER DROP



WATER TRANSPORT: WATER WAY PASSENGER TRANSPORTATION



TRANSPORT FARE WATCH - MARCH 2024

Average Transport Fare by Categories SOUTH EAST



BUS JOURNEY WITHIN CITY, PER DROP CONSTANT ROUTE



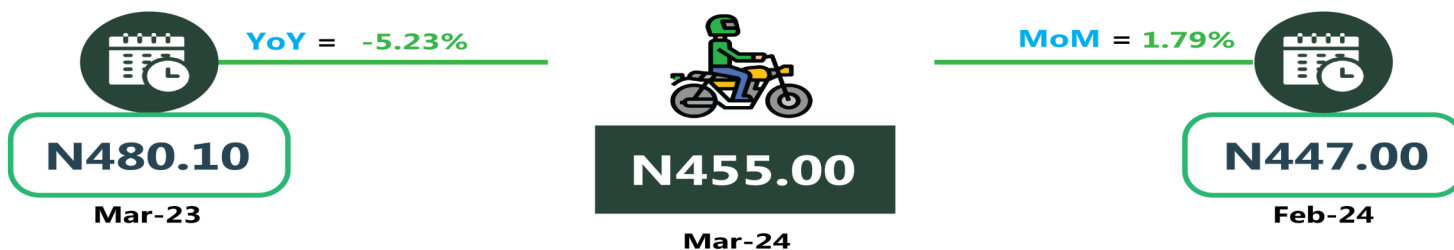
BUS JOURNEY INTERCITY, STATE ROUTE, CHARGE PER PERSON




AIR FARE CHARGE FOR SPECIFIED ROUTES SINGLE JOURNEY



JOURNEY BY MOTORCYCLE (OKADA) PER DROP



WATER TRANSPORT: WATER WAY PASSENGER TRANSPORTATION



TRANSPORT FARE WATCH - MARCH 2024

Average Transport Fare by Categories
SOUTH WEST



BUS JOURNEY WITHIN CITY, PER DROP CONSTANT ROUTE




BUS JOURNEY INTERCITY, STATE ROUTE, CHARGE PER PERSON



AIR FARE CHARGE FOR SPECIFIED ROUTES SINGLE JOURNEY



JOURNEY BY MOTORCYCLE (OKADA) PER DROP



WATER TRANSPORT: WATER WAY PASSENGER TRANSPORTATION



TRANSPORT FARE WATCH - MARCH 2024

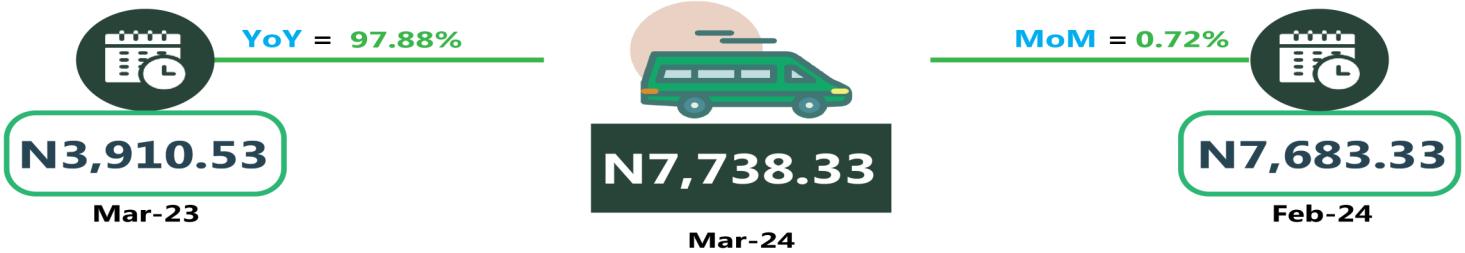
Average Transport Fare by Categories
SOUTH SOUTH



BUS JOURNEY WITHIN CITY, PER DROP CONSTANT ROUTE



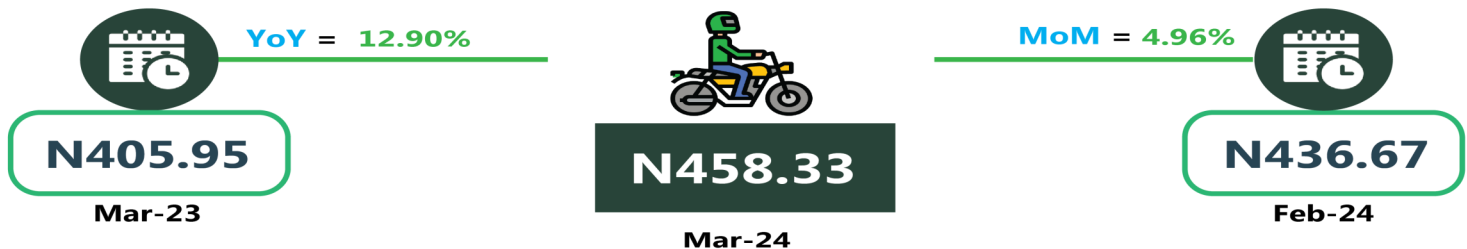
BUS JOURNEY INTERCITY, STATE ROUTE, CHARGE PER PERSON



AIR FARE CHARGE FOR SPECIFIED ROUTES SINGLE JOURNEY



JOURNEY BY MOTORCYCLE (OKADA) PER DROP



WATER TRANSPORT: WATER WAY PASSENGER TRANSPORTATION



APPENDIX

Zone	Average of Mar-23	Average of Feb-24	Average of Mar-24	MoM	YoY
Air fare charg.for speci- fied routes single journey	74782.43	88000.00	88964.86	1.10	18.96
NORTH CENTRAL	72942.86	83028.57	84214.29	1.43	15.45
NORTH EAST	76983.33	88716.67	89283.33	0.64	15.98
NORTH WEST	74785.71	90500.00	91785.71	1.42	22.73
SOUTH EAST	75350.00	85200.00	86200.00	1.17	14.40
SOUTH SOUTH	75033.33	89833.33	90666.67	0.93	20.84
SOUTH WEST	74000.00	90666.67	91500.00	0.92	23.65
Bus journey intercity, state route, charg. per per	3992.36	7002.97	7152.97	2.14	79.17
NORTH CENTRAL	3901.64	6592.86	6814.29	3.36	74.65
NORTH EAST	4135.93	6870.00	7050.00	2.62	70.46
NORTH WEST	3825.19	6977.14	7018.57	0.59	83.48
SOUTH EAST	3962.03	7170.00	7440.00	3.77	87.78
SOUTH SOUTH	3910.53	7683.33	7738.33	0.72	97.88
SOUTH WEST	4256.77	6825.00	6983.33	2.32	64.05
Bus journey within city , per drop constant rou	648.16	951.76	969.32	1.85	49.55
NORTH CENTRAL	639.56	943.57	962.86	2.04	50.55
NORTH EAST	699.18	954.17	986.67	3.41	41.12
NORTH WEST	649.33	944.29	960.00	1.66	47.85
SOUTH EAST	617.06	907.00	916.00	0.99	48.45
SOUTH SOUTH	661.44	990.00	1000.83	1.09	51.31
SOUTH WEST	618.42	966.67	983.33	1.72	59.01
Journey by motorcycle (okada) per drop	462.21	467.84	472.16	0.92	2.15
NORTH CENTRAL	528.95	465.00	458.57	1.38	13.31
NORTH EAST	516.78	503.33	509.17	1.16	1.47
NORTH WEST	335.81	419.29	416.43	0.68	24.01
SOUTH EAST	480.10	447.00	455.00	1.79	5.23
SOUTH SOUTH	405.95	436.67	458.33	4.96	12.90
SOUTH WEST	518.58	540.83	544.17	0.62	4.93
Water transport : water way passenger transpor- tat	1031.12	1395.81	1384.32	0.82	34.25
NORTH CENTRAL	768.60	1007.14	988.57	1.84	28.62
NORTH EAST	656.67	780.00	768.33	1.50	17.01
NORTH WEST	716.46	845.71	840.00	0.68	17.24
SOUTH EAST	700.10	933.00	922.00	1.18	31.70
SOUTH SOUTH	2435.92	3505.00	3500.00	0.14	43.68
SOUTH WEST	950.02	1383.33	1366.67	1.20	43.86

State	Air fare charg.for specified routes single journey	Bus journey inter-city, state route, charg. per per	Bus journey within city, per drop constant rou	Journey by motor-cycle (okada) per drop	Water transport : water way passenger transport
ABIA	70000.00	8300.00	520.00	440.00	700.00
ABUJA	82000.00	8100.00	1050.00	550.00	630.00
ADAMAWA	84000.00	7800.00	580.00	390.00	1250.00
AKWA IBOM	92000.00	9000.00	1050.00	400.00	2300.00
ANAMBRA	85000.00	9700.00	1100.00	240.00	850.00
BAUCHI	85000.00	6250.00	1100.00	455.00	960.00
BAYELSA	84000.00	8000.00	950.00	270.00	4500.00
BENUE	85500.00	6300.00	870.00	540.00	970.00
BORNO	93000.00	6700.00	860.00	430.00	440.00
CROSS RIVER	90000.00	8050.00	865.00	580.00	3000.00
DELTA	93000.00	8100.00	970.00	600.00	4200.00
EBONYI	89000.00	5700.00	830.00	550.00	1100.00
EDO	85000.00	6200.00	1070.00	320.00	3000.00
EKITI	88000.00	7400.00	900.00	350.00	950.00
ENUGU	95000.00	7200.00	1030.00	390.00	1000.00
GOMBE	90700.00	8250.00	1060.00	480.00	560.00
IMO	92000.00	6300.00	1100.00	655.00	960.00
JIGAWA	87000.00	6300.00	1140.00	390.00	950.00
KADUNA	93000.00	7000.00	1090.00	530.00	860.00
KANO	96000.00	7550.00	770.00	500.00	850.00
KATSINA	90000.00	7080.00	1050.00	345.00	900.00
KEBBI	94000.00	7200.00	950.00	400.00	710.00
KOGI	83500.00	7200.00	870.00	455.00	1400.00
KWARA	92000.00	5500.00	950.00	450.00	1300.00
LAGOS	90000.00	7300.00	1100.00	850.00	1600.00
NASARAWA	84000.00	6350.00	920.00	460.00	870.00
NIGER	82000.00	7250.00	980.00	300.00	800.00
OGUN	95000.00	6300.00	930.00	400.00	2200.00
ONDO	90000.00	6500.00	1200.00	725.00	1500.00
OSUN	93000.00	6900.00	900.00	390.00	1000.00
OYO	93000.00	7500.00	870.00	550.00	950.00
PLATEAU	80500.00	7000.00	1100.00	455.00	950.00
RIVERS	100000.00	7080.00	1100.00	580.00	4000.00
SOKOTO	90500.00	6800.00	650.00	360.00	900.00
TARABA	92000.00	6100.00	1450.00	670.00	700.00
YOBE	91000.00	7200.00	870.00	630.00	700.00
ZAMFARA	92000.00	7200.00	1070.00	390.00	710.00
Grand Total	88964.86	7152.97	969.32	472.16	1384.32

CONTACT



National Bureau of Statistics

Head Office

No 1, Wole Olanipekun Street,
Formerly, Plot 762 Independence
Avenue
Off Constitution Avenue,
CBD, Abuja, F. C. T.

Mr. Ichedi S.J

Information Desk

Head, Communication & Public
Relations Department (C&PRD)
Phone: +2348037051701
sjchedi@nigerianstat.gov.ng

Moses Mathew

Statistical Information Officer

Phone: +2347069071157
matmoses@nigerianstat.gov.ng

Dr A.A. Ayo

Head Prices Division

Phone: +2348036082904
anthonyayo@nigerianstat.gov.ng



@nbs_nigeria



NBSNigeria



nbs_nigeria

