



NATIONAL BUREAU OF STATISTICS

National Household Kerosene Price Watch

(MARCH 2024)

Report Date: April 2024

Data Source: National Bureau of Statistics (NBS)

CONTENT

Methodology	3
Executive Summary	4
Average Kerosene Prices per liter across States	5
Average Kerosene Prices per liter across Zones	6
12 Months Average Prices per liter	7
Average Kerosene Prices per gallon across States	8
Average Kerosene Prices per gallon across Zones	9
12 Months Average Prices per gallon	10
Appendix	11
Contact	13

METHODOLOGY

Fieldwork is done solely by over 700 NBS Staff in all the States of the federation, supported by supervisors whom internal and external observers monitor.

Fuel Prices are collected across all the 774 local governments across all States and the FCT from over 10,000 respondents and outlets and the estimates reflect the weights derived from estimates of household expenditures on fuel and the actual prices of liters or gallon bought by the households.

The average prices are reported for each state and the country. The NBS audit team subsequently conducts randomly selected verification of prices recorded.

EXECUTIVE SUMMARY

The average retail price per litre of Household Kerosene (HHK) paid by consumers in March 2024 was N1,354.40, showing an increase of 1.00% compared to N1,340.94 recorded in February 2024. On a year-on-year basis, the average retail price per litre of the product rose by 18.55% from N1,142.46 in March 2023.

On state profile analysis, the highest average price per litre in March 2024 was recorded in Kaduna with N1,875.00, followed by Benue with N1,773.74 and Niger with N1,719.36. On the other hand, the lowest price was recorded in Rivers with N1,070.79, followed by Sokoto with N1,095.33 and Kwara with N1,110.90.

In addition, analysis by zone showed that the North Central recorded the highest average retail price per litre of Household Kerosene with N1,497.13, followed by the North-East with N1,393.59, while the South-South recorded the lowest with N1,273.07.

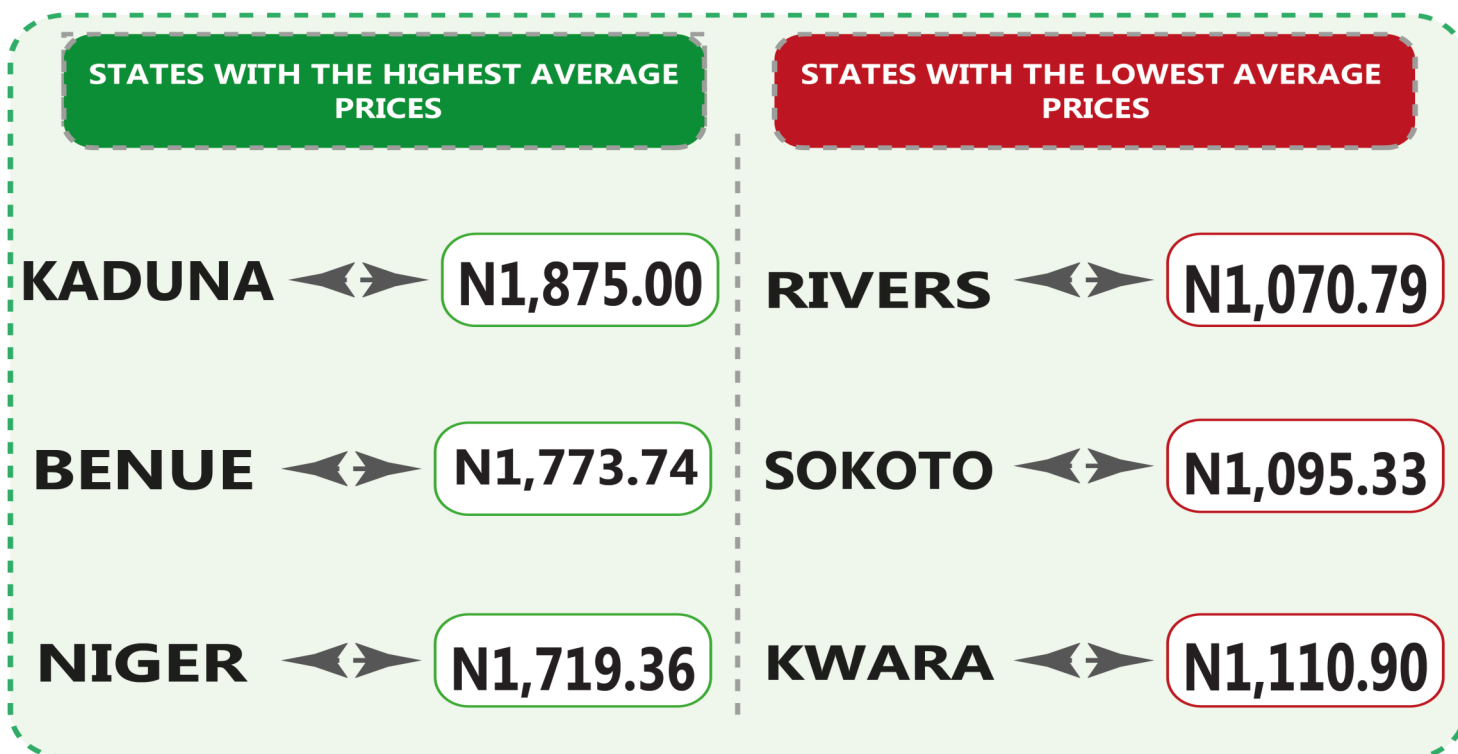
The average retail price per gallon of Household Kerosene paid by consumers in March 2024 was N4,899.33, indicating an increase of 0.40% from N4,880.02 in February 2024. On a year-on-year basis, this increased by 19.34% from N4,105.25 in March 2023.

On state profile analysis, Adamawa recorded the highest average retail price per gallon of Household Kerosene with N6,110.44, followed by Bauchi with N5,922.30 and Yobe with N5,800.69. On the other hand, Delta recorded the lowest price with N4,039.14, followed by Abuja and Enugu with N4,300.00 and N4,430.95 respectively.

Analysis by zone showed that the North-East recorded the highest average retail price per gallon of Household Kerosene with N5,579.78, followed by the North West with N5,094.26, while the South-East recorded the lowest with N4,527.31.

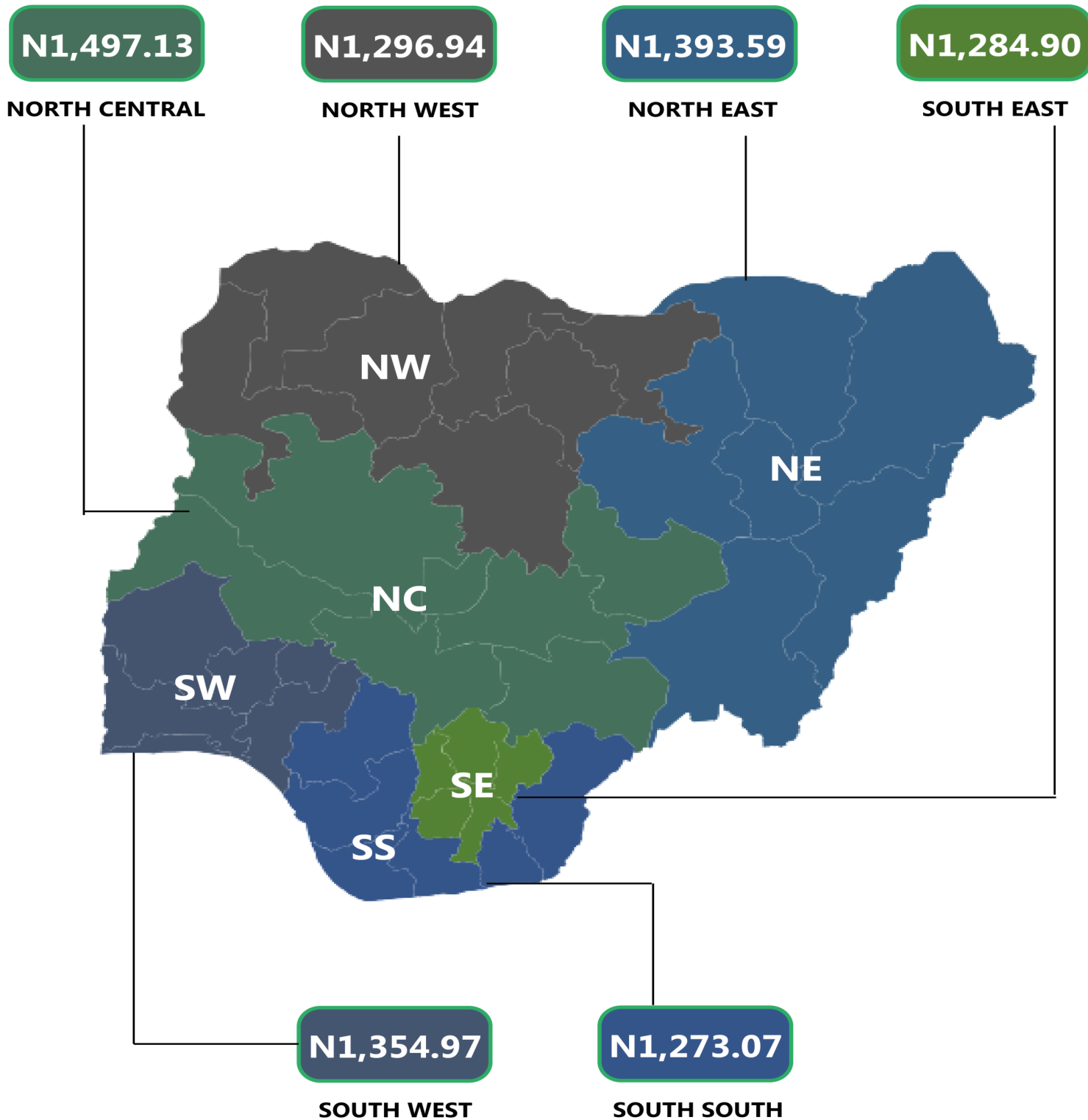
NATIONAL HOUSEHOLD KEROSENE PRICE WATCH - MARCH 2024

Average Kerosene Prices per litre Across States



NATIONAL HOUSEHOLD KEROSENE PRICE WATCH - MARCH 2024

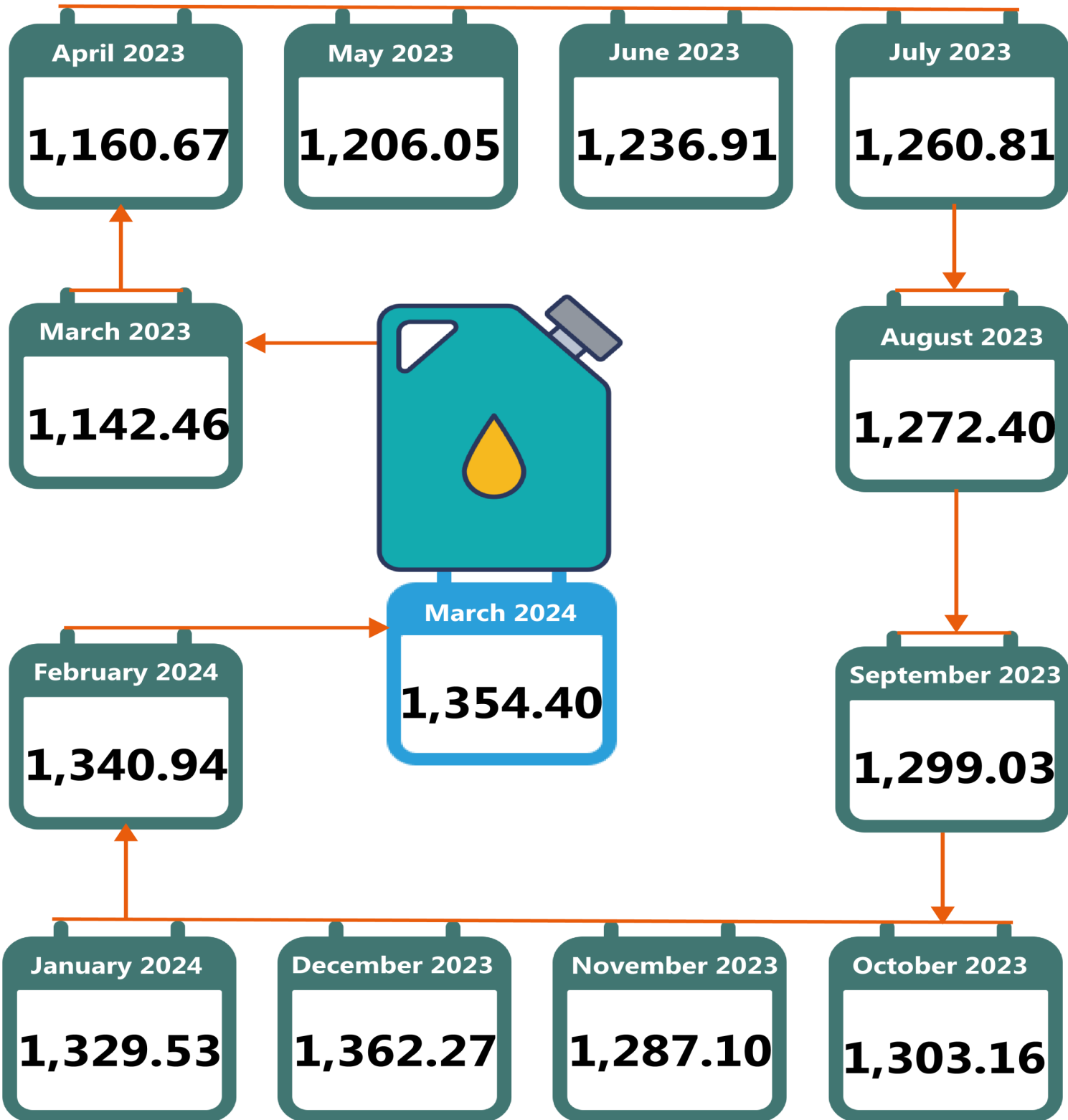
Average Kerosene Prices per litre Across Zones



NATIONAL HOUSEHOLD KEROSENE PRICE WATCH


- MARCH 2024

12 Month Average Prices per litre



NATIONAL HOUSEHOLD KEROSENE PRICE WATCH - MARCH 2024

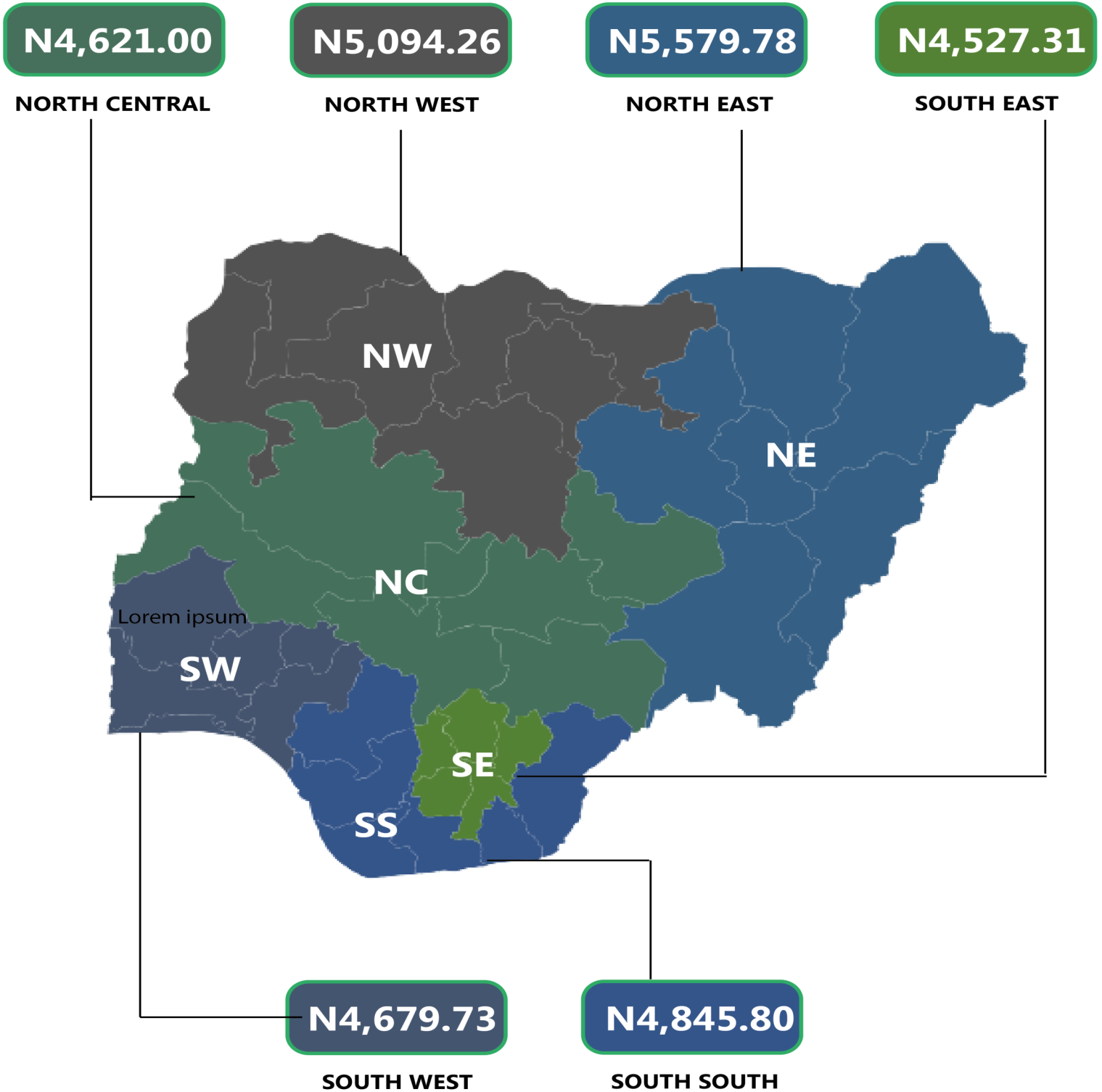
Average Kerosene Prices per gallon Across States



STATES WITH THE HIGHEST AVERAGE PRICES		STATES WITH THE LOWEST AVERAGE PRICES	
ADAMAWA	N6,110.44	DELTA	N4,039.14
BAUCHI	N5,922.30	ABUJA	N4,300.00
YOBE	N5,800.69	ENUGU	N4,430.95

NATIONAL HOUSEHOLD KEROSENE PRICE WATCH - MARCH 2024

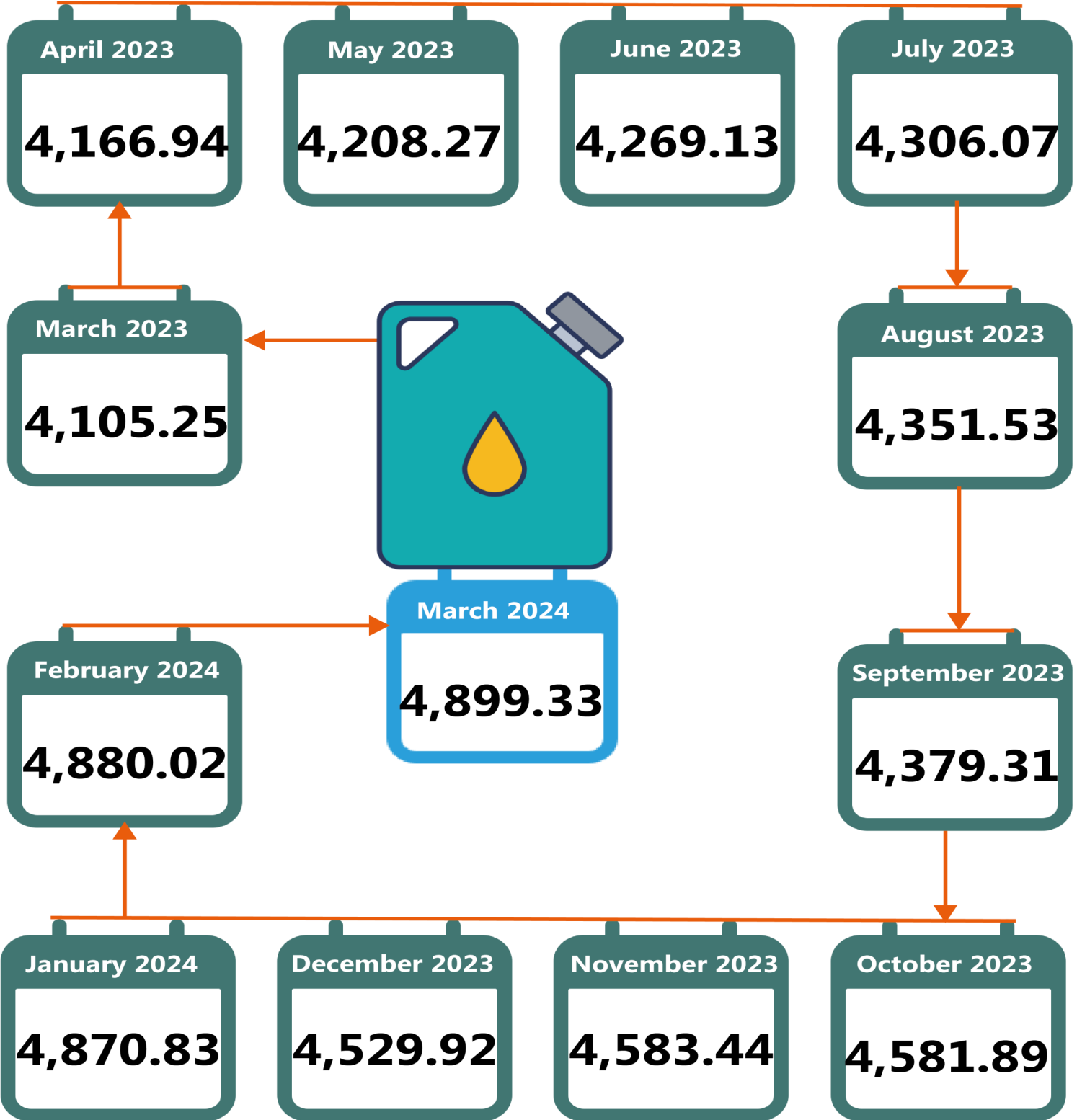
Average Kerosene Prices per gallon Across Zones



NATIONAL HOUSEHOLD KEROSENE PRICE WATCH

- MARCH 2024

12 Month Average Prices per gallon



APPENDIX

LITRE						
	Average of Mar-23	Average of Feb-24	Average of Mar-24	MoM	YoY	
NORTH CENTRAL	1105.17	1486.50	1497.13		0.72	35.47
Abuja	1368.52	1670.00	1675.56		0.33	22.44
Benue	1179.17	1769.67	1773.74		0.23	50.42
Kogi	975.00	1330.00	1338.33		0.63	37.26
Kwara	980.17	1070.44	1110.90		3.78	13.34
Nasarawa	984.72	1176.67	1180.33		0.31	19.86
Niger	1175.00	1710.89	1719.36		0.50	46.33
Plateau	1073.61	1677.81	1681.67		0.23	56.64
NORTH EAST	1256.59	1387.58	1393.59		0.43	10.90
Adamawa	1595.24	1423.33	1426.37		0.21	-10.59
Bauchi	1314.58	1369.83	1375.44		0.41	4.63
Borno	1227.78	1343.67	1350.33		0.50	9.98
Gombe	1166.67	1337.33	1340.17		0.21	14.87
Taraba	1135.29	1471.33	1481.67		0.70	30.51
Yobe	1100.00	1380.00	1387.56		0.55	26.14
NORTH WEST	981.47	1288.38	1296.94		0.66	32.14
Jigawa	916.67	1136.67	1142.33		0.50	24.62
Kaduna	955.00	1866.67	1875.00		0.45	96.34
Kano	958.33	1251.56	1259.33		0.62	31.41
Katsina	1016.67	1132.78	1139.58		0.60	12.09
Kebbi	983.33	1150.00	1166.67		1.45	18.64
Sokoto	1036.11	1089.00	1095.33		0.58	5.72
Zamfara	1004.17	1392.00	1400.33		0.60	39.45
SOUTH EAST	1248.68	1277.63	1284.90		0.57	2.90
Abia	1286.11	1339.83	1344.44		0.34	4.54
Anambra	1150.69	1240.67	1254.71		1.13	9.04
Ebonyi	1290.00	1295.33	1306.00		0.82	1.24
Enugu	1256.25	1217.50	1220.67		0.26	-2.83
Imo	1260.35	1294.81	1298.67		0.30	3.04
SOUTH SOUTH	1116.05	1231.24	1273.07		3.40	14.07
Akwa Ibom	1290.33	1369.89	1372.33		0.18	6.35
Bayelsa	1076.19	971.00	1190.00		22.55	10.58
Cross River	1275.00	1510.00	1518.67		0.57	19.11
Delta	1080.95	1270.00	1275.71		0.45	18.02
Edo	957.14	1200.89	1210.89		0.83	26.51
Rivers	1016.67	1065.67	1070.79		0.48	5.32
SOUTH WEST	1197.56	1348.23	1354.97		0.50	13.14
Ekiti	1220.51	1268.33	1272.89		0.36	4.29
Lagos	1274.51	1371.00	1375.00		0.29	7.88
Ogun	1265.15	1455.33	1460.38		0.35	15.43
Ondo	1150.76	1426.67	1435.67		0.63	24.76
Osun	1080.00	1288.04	1294.89		0.53	19.90
Oyo	1194.44	1280.00	1291.00		0.86	8.08
Average	1142.46	1340.94	1354.40		1.00	18.55

GALLON					
	Average of Mar-23	Average of Feb-24	Average of Mar-24	MoM	YoY
NORTH CENTRAL	4025.71	4602.72	4621.00		
Abuja	4021.88	4250.00	4300.00	1.18	6.92
Benue	4150.00	4640.29	4652.88	0.27	12.12
Kogi	3991.67	4630.75	4639.00	0.18	16.22
Kwara	3875.00	4750.00	4763.43	0.28	22.93
Nasarawa	4191.00	4610.00	4625.56	0.34	10.37
Niger	4052.50	4690.00	4710.73	0.44	16.24
Plateau	3897.92	4648.00	4655.38	0.16	19.43
NORTH EAST	4512.25	5553.05	5579.78	0.48	23.66
Adamawa	4500.00	6092.50	6110.44	0.29	35.79
Bauchi	4300.00	5910.00	5922.30	0.21	37.73
Borno	4800.00	5010.67	5025.75	0.30	4.70
Gombe	4500.00	5561.50	5570.00	0.15	23.78
Taraba	4473.53	5032.75	5049.50	0.33	12.88
Yobe	4500.00	5710.90	5800.69	1.57	28.90
NORTH WEST	4490.78	5072.23	5094.26	0.43	13.44
Jigawa	4000.00	4730.00	4750.00	0.42	18.75
Kaduna	4355.56	4525.43	4533.22	0.17	4.08
Kano	4506.25	5779.50	5784.13	0.08	28.36
Katsina	4548.64	5670.67	5681.33	0.19	24.90
Kebbi	4650.00	4760.00	4770.50	0.22	2.59
Sokoto	4625.00	5520.00	5540.00	0.36	19.78
Zamfara	4750.00	4520.00	4600.67	1.78	-3.14
SOUTH EAST	4256.77	4518.91	4527.31	0.19	6.36
Abia	4377.78	4548.85	4553.75	0.11	4.02
Anambra	4221.67	4632.67	4640.65	0.17	9.92
Ebonyi	4091.67	4537.50	4541.29	0.08	10.99
Enugu	4303.85	4419.05	4430.95	0.27	2.95
Imo	4288.89	4456.50	4469.91	0.30	4.22
SOUTH SOUTH	3168.51	4835.11	4845.80	0.22	52.94
Akwa Ibom	3717.00	4990.00	4998.00	0.16	34.46
Bayelsa	3446.25	4526.67	4537.67	0.24	31.67
Cross River	3268.57	5180.00	5193.67	0.26	58.90
Delta	2367.86	4025.00	4039.14	0.35	70.58
Edo	3400.00	5429.00	5435.33	0.12	59.86
Rivers	2811.36	4860.00	4871.00	0.23	73.26
SOUTH WEST	4151.74	4652.12	4679.73	0.59	12.72
Ekiti	4646.15	4786.67	4800.00	0.28	3.31
Lagos	5678.13	4633.57	4641.78	0.18	-18.25
Ogun	3803.89	5019.22	5033.50	0.28	32.33
Ondo	3916.36	4400.91	4500.00	2.25	14.90
Osun	3494.23	4651.92	4667.63	0.34	33.58
Oyo	3371.67	4420.44	4435.50	0.34	31.55
Average	4105.25	4880.02	4899.33	0.40	19.34

CONTACT



National Bureau of Statistics

Head Office

No 1, Wole Olanipekun Street,
Formerly, Plot 762 Independence
Avenue
Off Constitution Avenue,
CBD, Abuja, F. C. T.

Mr. Ichedi S.J

Information Desk

Head, Communication & Public
Relations Department (C&PRD)
Phone: +2348037051701
sjchedi@nigerianstat.gov.ng

Moses Mathew

Statistical Information Officer

Phone: +2347069071157
matmoses@nigerianstat.gov.ng

Dr A.A. Ayo

Head Prices Division

Phone: +2348036082904
anthonyayo@nigerianstat.gov.ng



@nbs_nigeria



NBSNigeria



Nbs_nigeria

