



NATIONAL BUREAU OF STATISTICS

Nigeria Electricity Report : Energy Billed, Revenue Generated And Customers By DISCOS

(Q4 2023)

Report Date: March 2024

Data Source: National Bureau of Statistics (NBS)



CONTENT

Methodology 3

Executive Summary4

DISCOS Infographics5

Appendix17

Contact18



METHODOLOGY

Data is provided by the Nigerian Electricity Regulatory Commission (NERC) and verified and validated by the National Bureau of Statistics (NBS)



EXECUTIVE SUMMARY


Total customer numbers in Q4 2023 stood at 12.12 million from 11.71 million in Q3 2023, showing an increase of 3.46%. On a year-on-year basis, customer numbers in Q4 2023 rose by 9.59% from 11.06 million reported in Q4 2022. Similarly, metered customers stood at 5.61 million in Q4 2023, indicating a decrease in the growth rate of 1.32% from 5.68 million recorded in the preceding quarter. On a year-on-year basis, this grew by 9.38% from the figure reported in Q4 2022 which was 5.13 million.

In addition, estimated customers during the quarter were 5.83 million, showing a decrease of 3.34% from 6.03 million in Q3 2023. Similarly, on a year-on-year basis, estimated customers also decreased by 1.73% in Q4 2023 from 5.93 million in Q4 2022. Revenue collected by the DISCOs during the period was N294.95 billion from N260.16 billion in Q3 2023. On a year-on-year basis, revenue generated in the reference period rose by 26.96% from N232.32 billion recorded in Q4 2022.

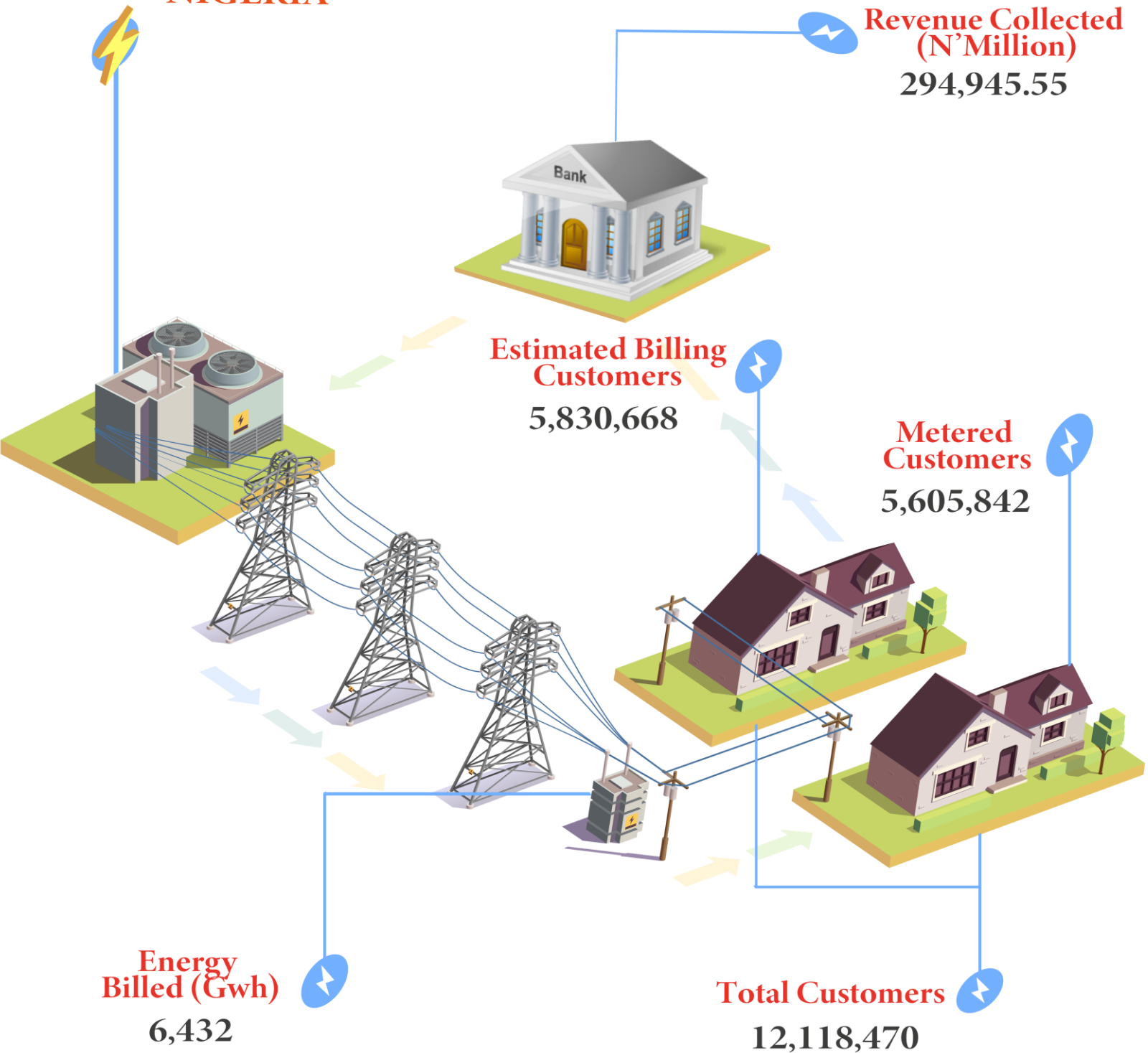
Electricity supply was 6,432 (Gwh) in Q4 2023 from 5,732 (Gwh) in the previous quarter. However, on a year-on-year basis, electricity supply increased by 14.64% compared to 5,611 (Gwh) reported in Q4 2022.

NIGERIA ELECTRICITY REPORT

– Q4 2023



NIGERIA





ABUJA (AEDC)

**Revenue Collected
(N'Million)**
46,234.00

**Estimated Billing
Customers**
559,216

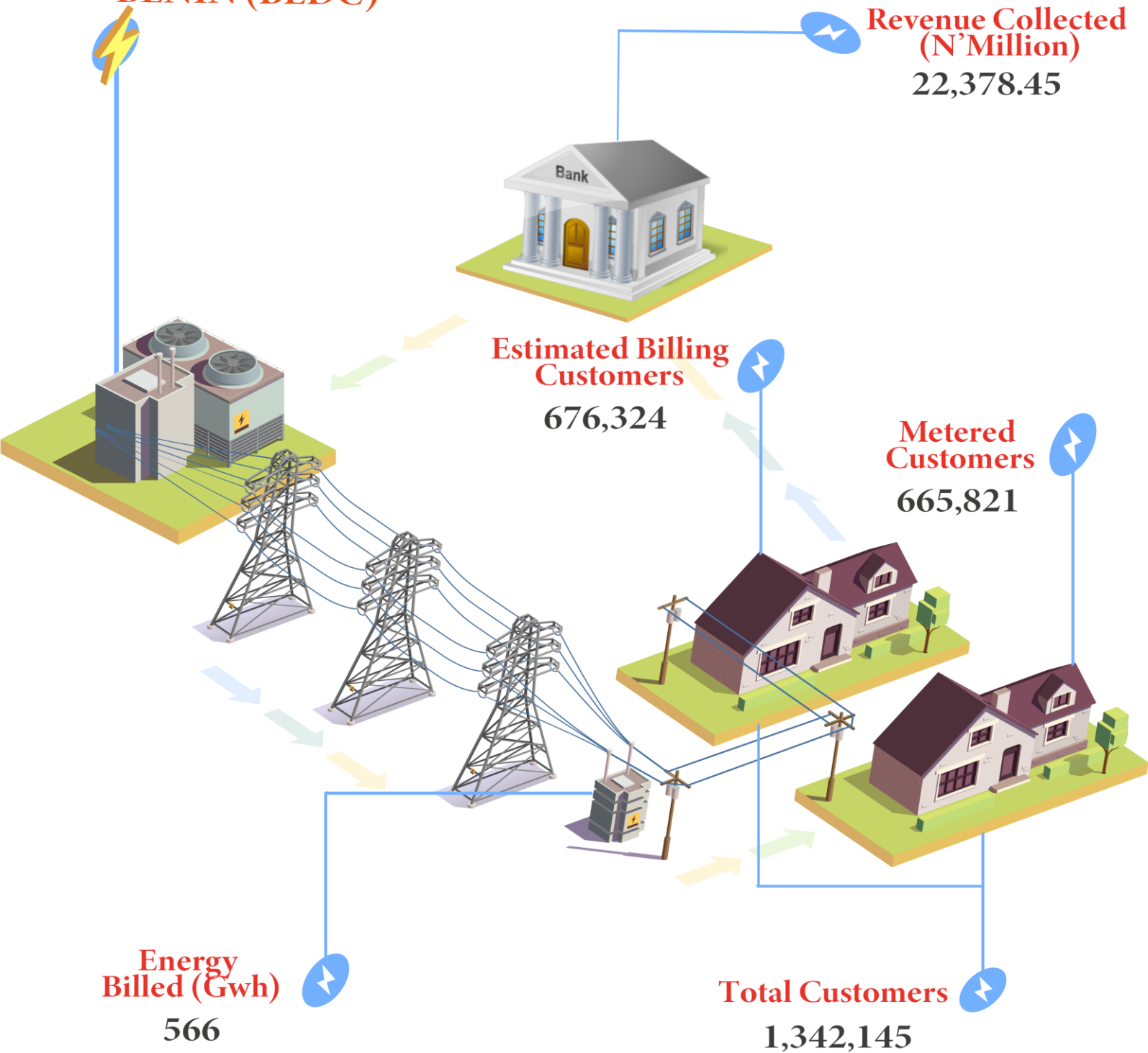
**Metered
Customers**
864,970

Energy Billed (Gwh)
884

Total Customers
1,424,186

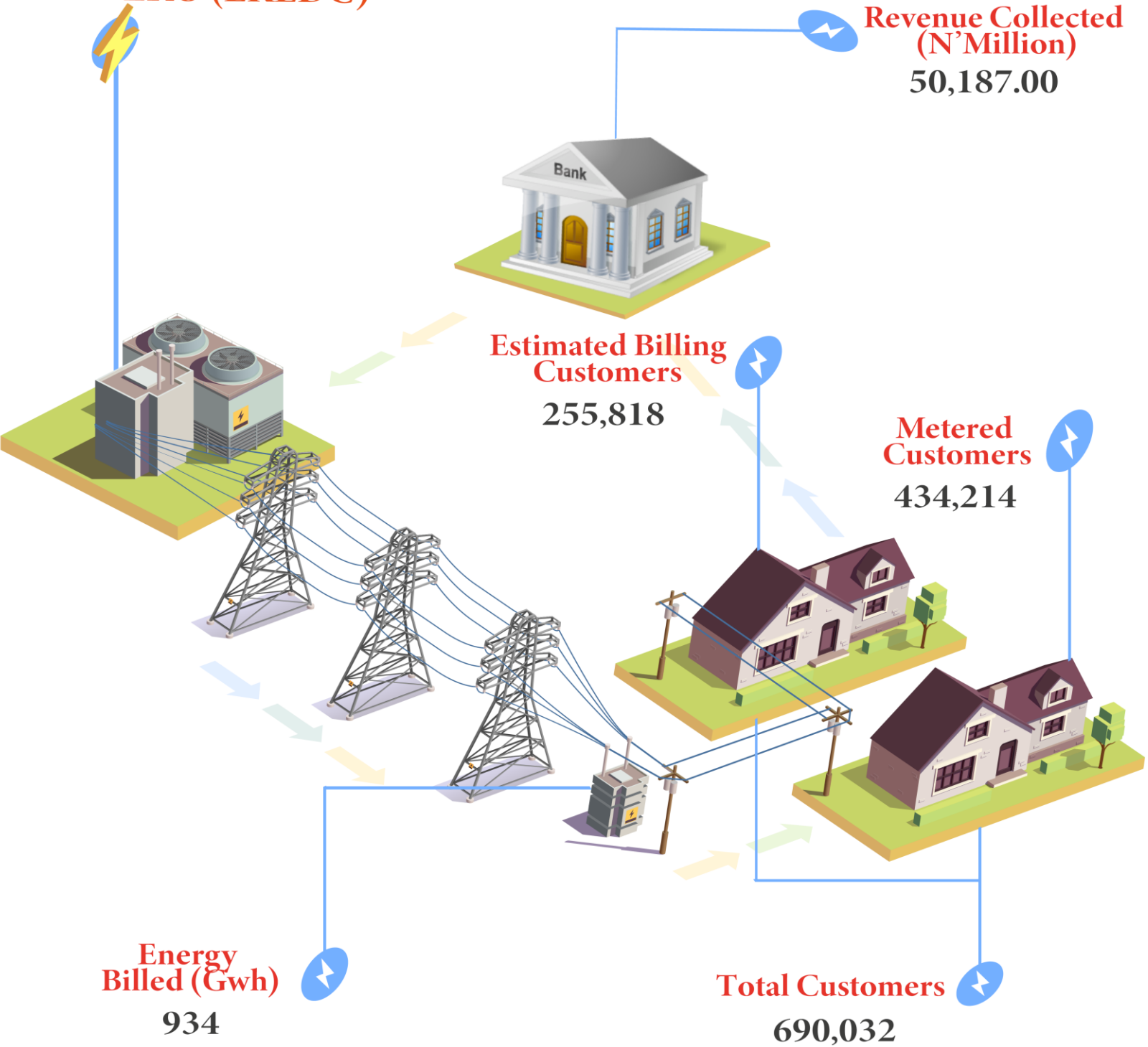


BENIN (BEDC)



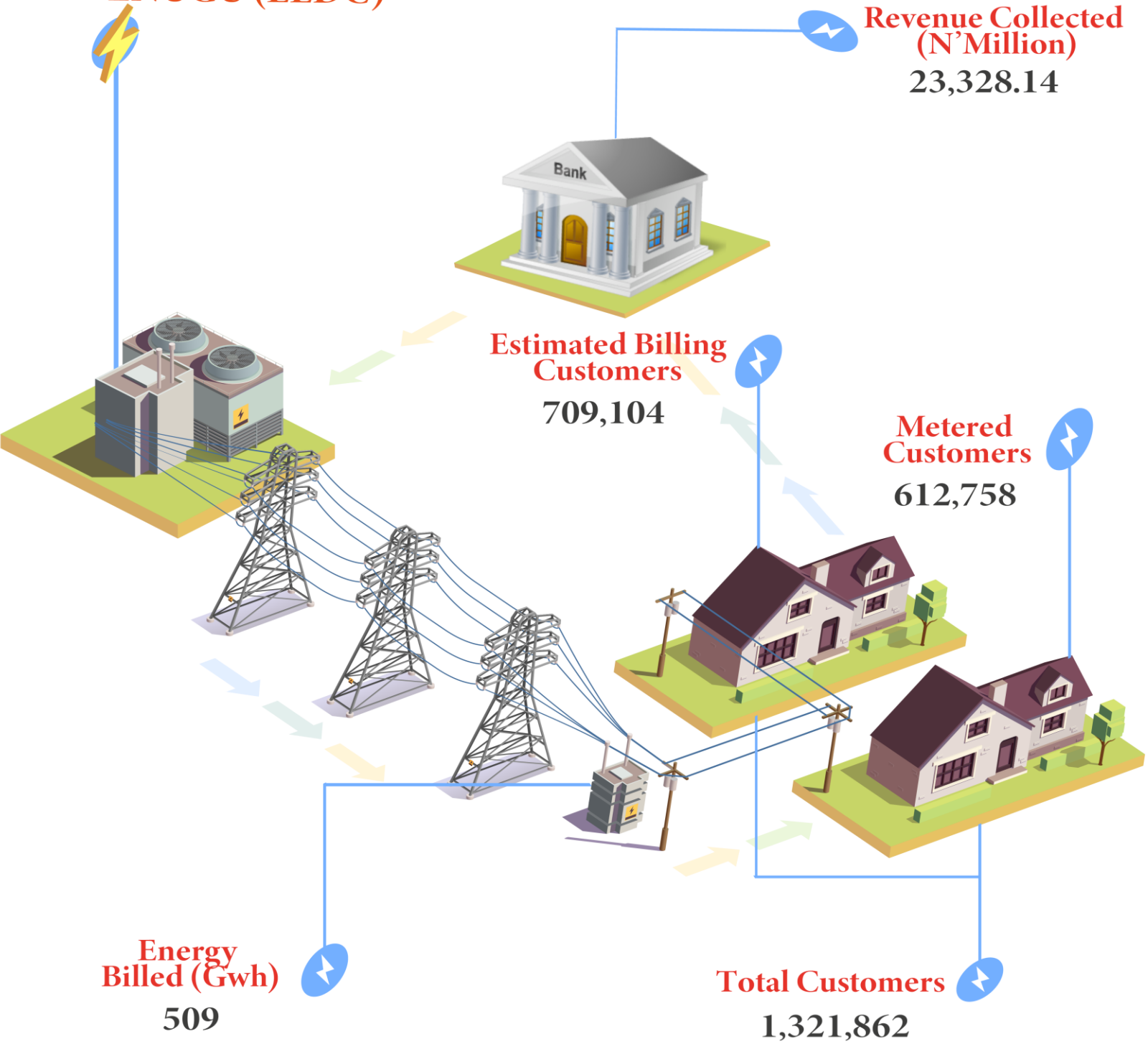


EKO (EKEDC)



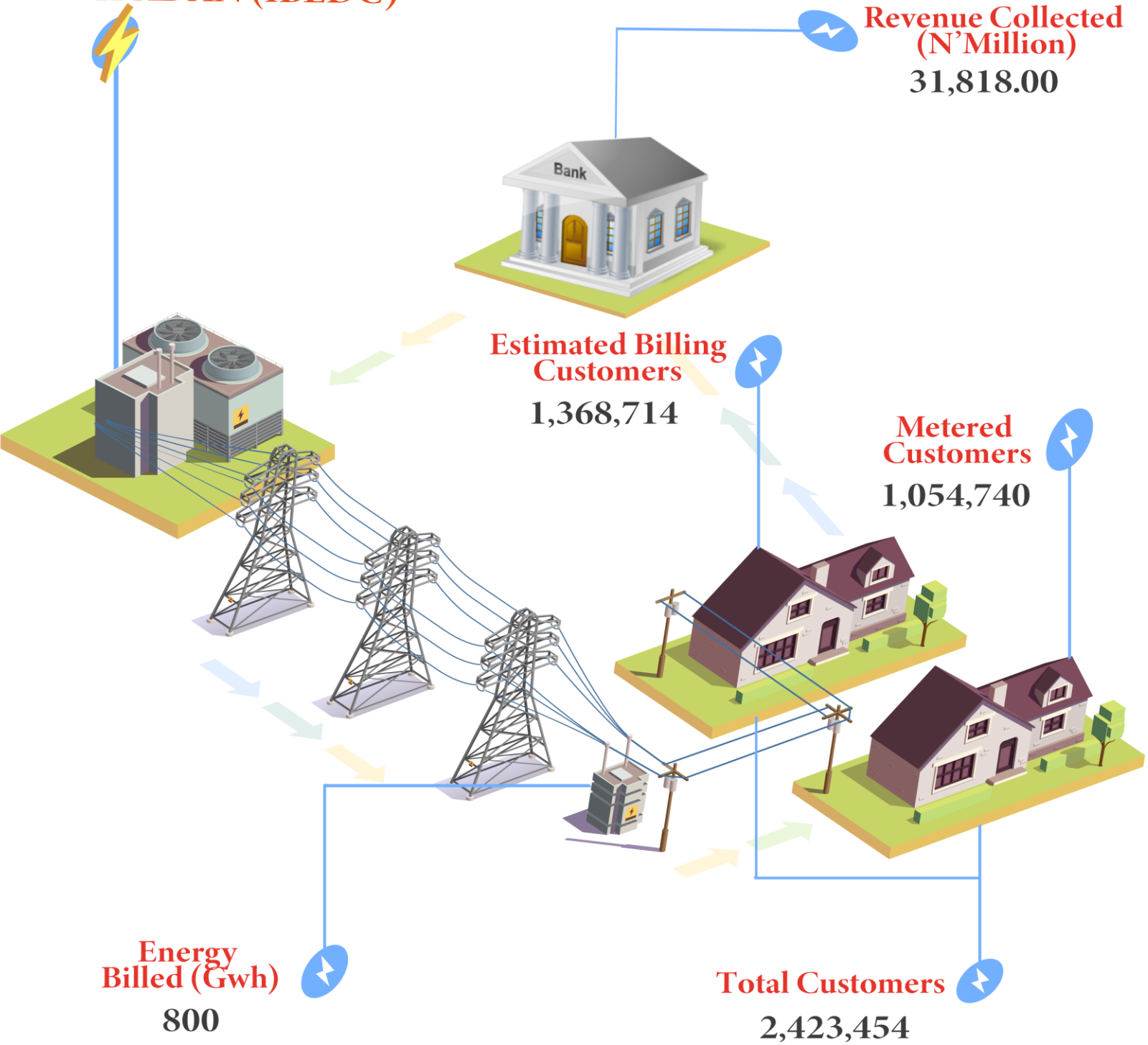


ENUGU (EEDC)





IBADAN (IBEDC)





IKEJA (IEDC)


**Revenue Collected
(N' Million)**
59,753.18

**Estimated Billing
Customers**
217,581

**Metered
Customers**
902,534

**Energy
Billed (Gwh)**
1,070

Total Customers
1,120,115



JOS (JEDC)

**Revenue Collected
(N' Million)**

10,964.30

**Estimated Billing
Customers**

490,616

**Metered
Customers**

243,606

**Energy
Billed (Gwh)**

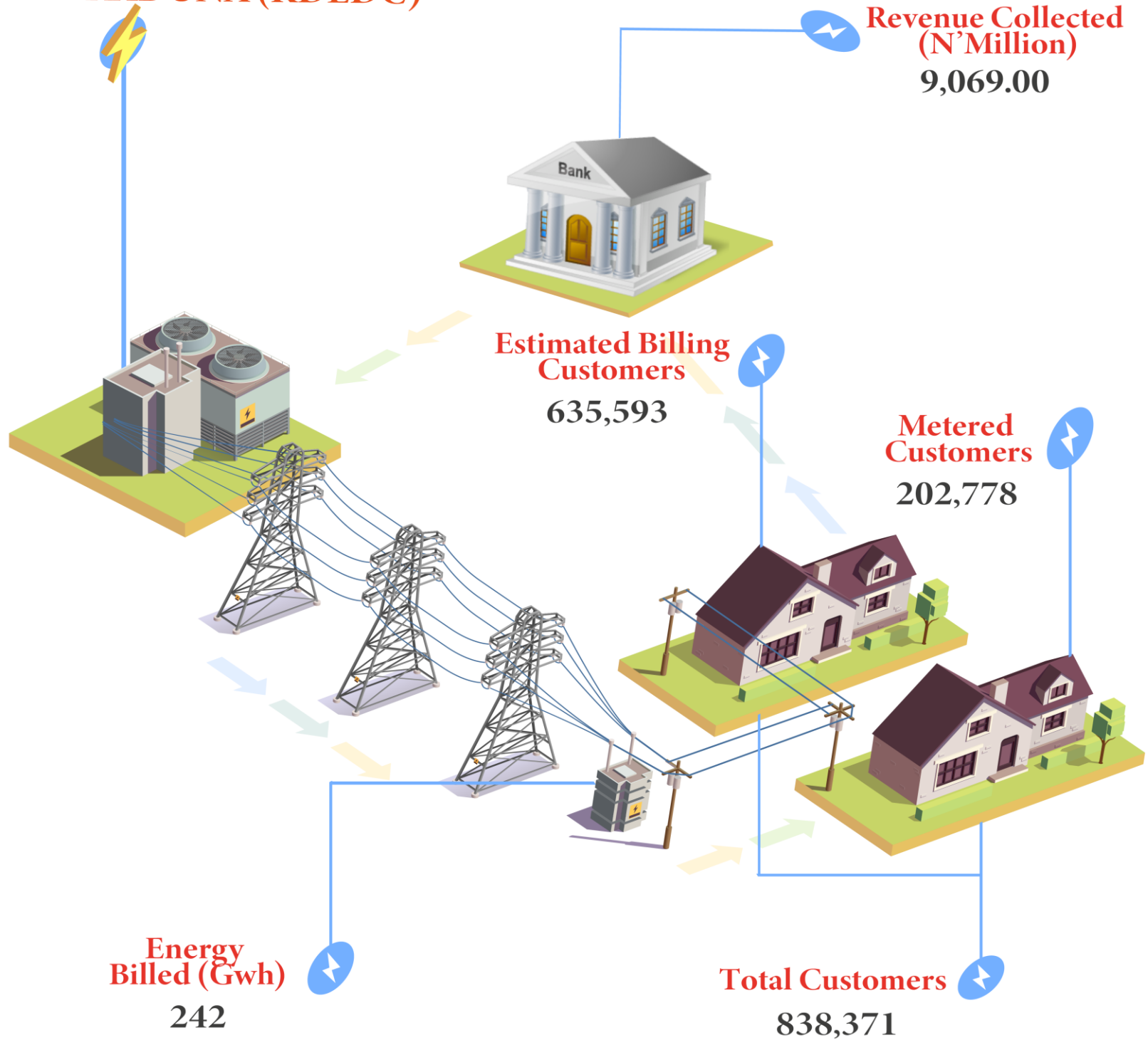
338

Total Customers

734,222



KADUNA (KDEDC)





KANO (KEDC)

**Revenue Collected
(N' Million)**
14,318.59

**Estimated Billing
Customers**
-

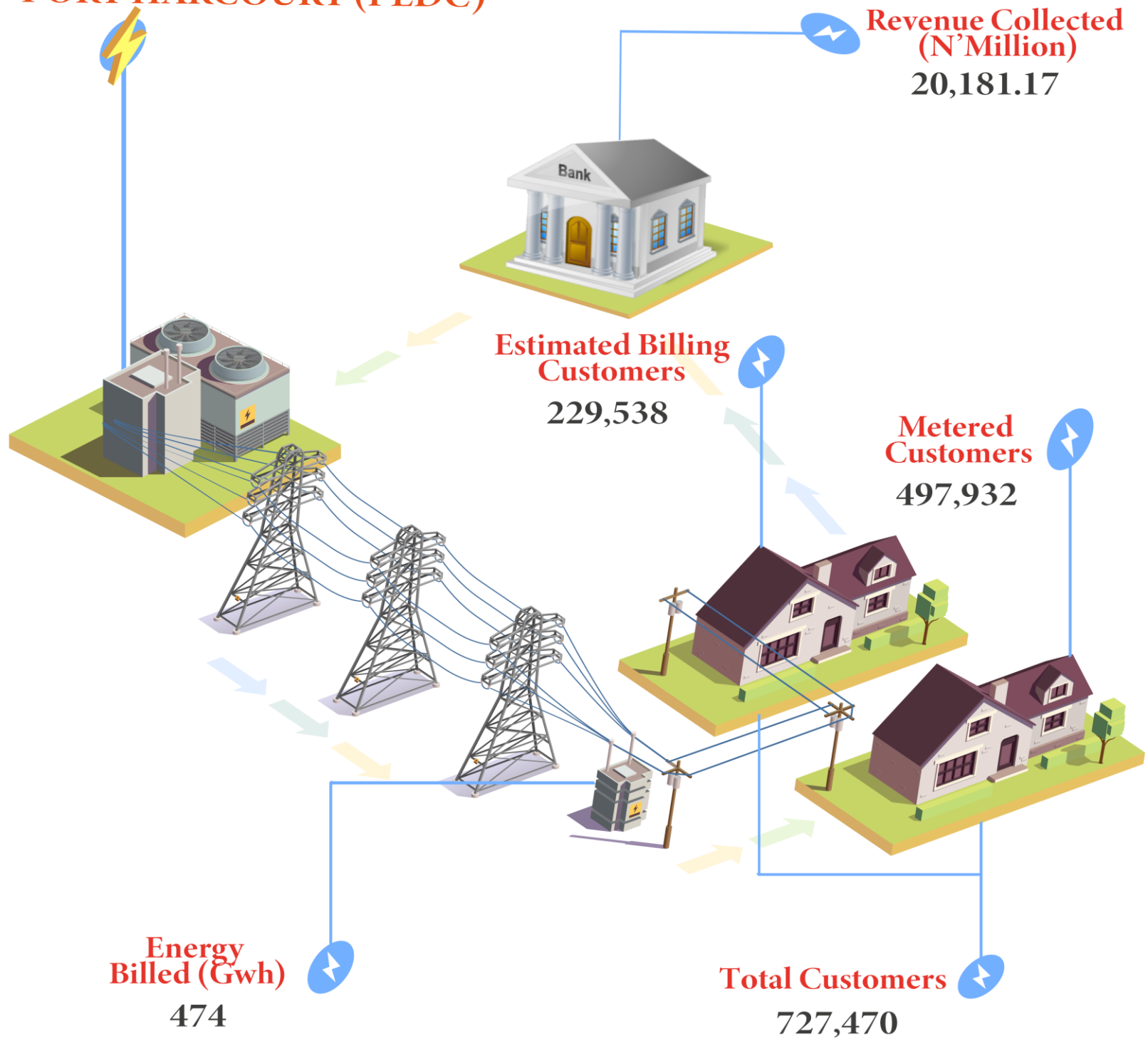
**Metered
Customers**
-

**Energy
Billed (Gwh)**
362

Total Customers
681,960



PORT HARCOURT (PEDC)





YOLA (YEDC)

Revenue Collected (N' Million)
6,713.72

Estimated Billing Customers
688,164

Metered Customers
126,489

Energy Billed (Gwh)
253

Total Customers
814,653

APPENDIX

TOTAL CUSTOMER NUMBER	Q4 2023
DISCOS	12,118,470
ABUJA (AEDC)	1,424,186
BENIN (BEDC)	1,342,145
EKO (EKEDC)	690,032
ENUGU (EEDC)	1,321,862
IBADAN (IBEDC)	2,423,454
IKEJA (IEDC)	1,120,115
JOS (JEDC)	734,222
KADUNA (KDEDC)	838,371
KANO (KEDC)	681,960
PORT HARCOURT (PEDC)	727,470
YOLA (YEDC)	814,653

NUMBER OF METERED CUSTOMERS	Q4 2023
DISCOS	5,605,842
ABUJA (AEDC)	864,970
BENIN (BEDC)	665,821
EKO (EKEDC)	434,214
ENUGU (EEDC)	612,758
IBADAN (IBEDC)	1,054,740
IKEJA (IEDC)	902,534
JOS (JEDC)	243,606
KADUNA (KDEDC)	202,778
KANO (KEDC)	-
PORT HARCOURT (PEDC)	497,932
YOLA (YEDC)	126,489

NUMBER OF ESTIMATED CUSTOMERS	Q4 2023
DISCOS	5,830,668
ABUJA (AEDC)	559,216
BENIN (BEDC)	676,324
EKO (EKEDC)	255,818
ENUGU (EEDC)	709,104
IBADAN (IBEDC)	1,368,714
IKEJA (IEDC)	217,581
JOS (JEDC)	490,616
KADUNA (KDEDC)	635,593
KANO (KEDC)	-
PORT HARCOURT (PEDC)	229,538
YOLA (YEDC)	688,164

REVENUE COLLECTED (MILLION NAI-RA)	Q4 2023
DISCOS	294,945.55
ABUJA (AEDC)	46,234.00
BENIN (BEDC)	22,378.45
EKO (EKEDC)	50,187.00
ENUGU (EEDC)	23,328.14
IBADAN (IBEDC)	31,818.00
IKEJA (IEDC)	59,753.18
JOS (JEDC)	10,964.30
KADUNA (KDEDC)	9,069.00
KANO (KEDC)	14,318.59
PORT HARCOURT (PEDC)	20,181.17
YOLA (YEDC)	6,713.72

ENERGY BILLED/ELECTRICITY SUPPLY (GWh)	Q4 2023
DISCOS	6,432
ABUJA (AEDC)	884
BENIN (BEDC)	566
EKO (EKEDC)	934
ENUGU (EEDC)	509
IBADAN (IBEDC)	800
IKEJA (IEDC)	1,070
JOS (JEDC)	338
KADUNA (KDEDC)	242
KANO (KEDC)	362
PORT HARCOURT (PEDC)	474
YOLA (YEDC)	253

ACRONYMS

ABUJA	(AEDC)
BENIN	BEDC
EKO	EKEDC
ENUGU	EEDC
IBADAN	IBEDC
IKEJA	IEDC
JOS	JEDC
KADUNA	KDEDC
KANO	KEDC
PORT HARCOURT	PEDC
YOLA	YEDC

CONTACT



National Bureau of Statistics

Head Office

Plot 762 Independence Avenue,
Central Business District, Garki
Abuja.

Mr. Wakili I.N.D.

Information Desk

Head, Communication & Public
Relations Department (C&PRD)
Phone: +2348059170806
idwakili@nigerianstat.gov.ng

Moses Mathew

Statistical Information Officer

Phone: +2347069071157
matmoses@nigerianstat.gov.ng



@nbs_nigeria



NBSNigeria



nbs_nigeria

