



NATIONAL BUREAU OF STATISTICS

# Nigerian Domestic & Foreign Debt

(Q4 2023)

Report Date: March 2024

# CONTENTS

Key Highlights .....	<b>1</b>
Methodology .....	<b>2</b>
Total Public Debt Stock .....	<b>3</b>
State External & Domestic Debt Stock .....	<b>4</b>
Appendix .....	<b>7</b>
Contact .....	<b>9</b>

## KEY HIGHLIGHTS

- Nigeria's public debt stock which includes external and domestic debt stood at N97.34 trillion (US\$108.23 billion) in Q4 2023 from N87.91 trillion (US\$ 114.35 billion) in Q3 2023, indicating a growth rate of 10.73% on a quarter-on-quarter basis.
- Total external debt stood at N38.22 trillion (US\$42.50 billion) in Q4 2023, while total domestic debt was N59.12 trillion (US\$65.73 billion).
- The share of external debt (in naira value) to total public debt was 39.26% in Q4 2023, while the share of domestic debt (in naira value) to total public debt was 60.74%.
- Lagos state recorded the highest domestic debt in Q4 2023 with N1.05 trillion, followed by Delta with N373.41 billion.
- Jigawa state recorded the lowest domestic debt with N42.76 billion, followed by Kebbi with N60.69 billion.
- Again, Lagos state had the highest external debt in Q4 2023 with \$1.24 billion, followed by Kaduna with \$587.07 million, while Borno recorded the least with \$20.49 million, followed by Yobe with \$21.49 million.

# METHODOLOGY

Debt data is provided by the Debt Management Office (DMO) and reported by the National Bureau of Statistics (NBS).

Please note:

(i) External Debts are only published by the DMO bi-annually i.e. Q2 and Q4 only.

# TOTAL PUBLIC DEBT STOCK (Q4 2023)



## TOTAL EXTERNAL DEBT

Amount Outstanding (=N=Million)



Q4 2023

38,219,849.44

## TOTAL DOMESTIC DEBT

Amount Outstanding (=N=Million)




Q4 2023

59,120,858.81

## TOTAL PUBLIC DEBT

Amount Outstanding (=N=Million)




Q4 2023

97,340,708.25

## TOTAL EXTERNAL DEBT

Amount Outstanding (US\$ Million)




Q4 2023

42,495.16

## TOTAL DOMESTIC DEBT

Amount Outstanding (US\$ Million)



Q4 2023

65,734.18

## TOTAL PUBLIC DEBT

Amount Outstanding (US\$ Million)





Q4 2023

108,229.34

# STATE EXTERNAL AND DOMESTIC DEBT STOCK





Q4 2023

STATE	 EXTERNAL DEBT STOCK	 DOMESTIC DEBT STOCK (N)
Abia	89,053,939.30	138,638,007,432.32
Adamawa	103,196,881.89	138,261,010,699.22
Akwa Ibom	42,611,400.30	190,476,345,365.94
Anambra	107,242,746.92	74,196,577,787.14
Bauchi	187,634,642.09	160,808,088,694.22
Bayelsa	59,341,824.19	151,155,583,528.17
Benue	29,871,346.98	187,181,205,478.46
Borno	20,487,776.55	98,771,221,990.27
Cross River	211,125,104.40	220,201,482,435.66
Delta	59,271,705.30	373,407,744,509.06
Ebonyi	94,905,779.94	70,435,753,895.14
Edo	314,448,148.13	123,879,949,054.12
Ekiti	121,049,293.97	110,573,532,309.52
Enugu	120,451,145.25	92,213,239,076.87

# STATE EXTERNAL AND DOMESTIC DEBT STOCK





Q4 2023

STATE	 <b>EXTERNAL DEBT STOCK</b>	 <b>DOMESTIC DEBT STOCK (N)</b>
Gombe	54,881,154.07	88,974,631,780.44
Imo	77,371,356.47	217,112,608,530.49
Jigawa	25,795,436.01	42,757,073,964.49
Kaduna	587,072,213.55	85,519,766,061.70
Kano	107,920,953.84	122,361,942,618.03
Katsina	50,310,685.90	99,313,694,044.20
Kebbi	40,295,693.43	60,690,877,475.46
Kogi	51,174,954.62	121,808,350,345.34
Kwara	44,562,401.68	109,162,798,865.21
Lagos	1,243,798,891.10	1,048,703,617,143.87
Nasarawa	51,888,170.46	71,151,081,271.86
Niger	68,056,534.55	139,802,106,979.14
Ogun	168,833,006.66	278,675,120,734.01
Ondo	80,206,477.16	71,502,242,507.74

# STATE EXTERNAL AND DOMESTIC DEBT STOCK



Q4 2023

STATE	 EXTERNAL DEBT STOCK	 DOMESTIC DEBT STOCK (N)
Osun	87,247,488.51	144,604,559,829.88
Oyo	63,830,584.72	159,944,726,303.69
Plateau	32,249,236.27	173,932,825,607.72
Rivers	80,940,554.32	232,576,206,164.34
Sokoto	36,472,381.40	89,215,926,510.84
Taraba	23,427,411.75	81,329,559,172.30
Yobe	21,488,967.49	91,419,360,969.06
Zamfara	29,051,198.79	110,567,180,885.79
FCT	22,490,892.52	91,519,931,195.71
TOTAL	4,610,058,380.47	5,862,845,931,217.41



## APPENDIX

	<b>Q4 2023</b>
<b>Debt Category</b>	<b>Amount Outstanding (US\$'M)</b>
<b>Total External Debt</b>	<b>42,495.16</b>
FGN Only	37,885.10
States & FCT	4,610.06
<b>Total Domestic Debt</b>	<b>65,734.18</b>
FGN Only	59,215.51
States & FCT	6,518.67
<b>Total Public Debt(A + B)</b>	<b>108,229.34</b>

	<b>Q4 2023</b>
<b>Debt Category</b>	<b>Amount Outstanding (NM)</b>
<b>Total External Debt</b>	<b>38,219,849.44</b>
FGN Only	34,073,593.74
States & FCT	4,146,255.69
<b>Total Domestic Debt</b>	<b>59,120,858.81</b>
FGN Only	53,258,011.88
States & FCT	5,862,846.93
<b>Total Public Debt(A+B)</b>	<b>97,340,708.25</b>

DOMESTIC DEBT DATA FOR THE 36 STATES OF THE FEDERATION AND THE FEDERAL CAPITAL TERRITORY Q4 2023			States, and FCT External Debt Stock as at December 31, 2023
		Q4 2023	Q4 2023
S/N	STATE		
1	ABIA	138,638,007,432.32	89,053,939.30
2	ADAM AWA	138,261,010,699.22	103,196,881.89
3	AKWA IBOM	190,476,345,365.94	42,611,400.30
4	ANAMBRA	74,196,577,787.14	107,242,746.92
5	BAUCHI	160,808,088,694.22	187,634,642.09
6	BAYELSA	151,155,583,528.17	59,341,824.19
7	BENUE	187,181,205,478.46	29,871,346.98
8	BORNO	98,771,221,990.27	20,487,776.55
9	CROSS RIVER	220,201,482,435.66	211,125,104.40
10	DELTA	373,407,744,509.06	59,271,705.30
11	EBONYI	70,435,753,895.14	94,905,779.94
12	EDO	123,879,949,054.12	314,448,148.13
13	EKITI	110,573,532,309.52	121,049,293.97
14	ENUGU	92,213,239,076.87	120,451,145.25
15	GOMBE	88,974,631,780.44	54,881,154.07
16	IMO	217,112,608,530.49	77,371,356.47
17	JIGAWA	42,757,073,964.49	25,795,436.01
18	KADUNA	85,519,766,061.70	587,072,213.55
19	KANO	122,361,942,618.03	107,920,953.84
20	KATSINA	99,313,694,044.20	50,310,685.90
21	KEBBI	60,690,877,475.46	40,295,693.43
22	KOGI	121,808,350,345.34	51,174,954.62
23	KWARA	109,162,798,865.21	44,562,401.68
24	LAGOS	1,048,703,617,143.87	1,243,798,891.10
25	NASARAWA	71,151,081,271.86	51,888,170.46
26	NIGER	139,802,106,979.14	68,056,534.55
27	OGUN	278,675,120,734.01	168,833,006.66
28	ONDO	71,502,242,507.74	80,206,477.16
29	OSUN	144,604,559,829.88	87,247,488.51
30	OYO	159,944,726,303.69	63,830,584.72
31	PLATEAU	173,932,825,607.72	32,249,236.27
32	RIVERS	232,576,206,164.34	80,940,554.32
33	SOKOTO	89,215,926,510.84	36,472,381.40
34	TARABA	81,329,559,172.30	23,427,411.75
35	YOBE	91,419,360,969.06	21,488,967.49
36	ZAMFARA	110,567,180,885.79	29,051,198.79
37	FCT	91,519,931,195.71	22,490,892.52
	<b>Total</b>	<b>5,862,845,931,217.41</b>	<b>4,610,058,380.47</b>

# CONTACT



## National Bureau of Statistics

Head Office  
Plot 762 Independence Avenue,  
Central Business District, Garki  
Abuja.

## Mr. Ichedi S.J.

Information Desk  
Director, Communication & Public  
Relations Department (C&PRD)  
Phone: +2348037051701  
sjichedi@nigerianstat.gov.ng

## Moses Mathew

Statistical Information Officer  
Phone: +2347069071157  
matmoses@nigerianstat.gov.ng



@nbsnigeria



NBSNigeria



nbs\_nigeria

