



NATIONAL BUREAU OF STATISTICS

# Liquefied Petroleum Gas (Cooking Gas) Price Watch

---

(FEBRUARY 2024)

**Report Date: March 2024**

**Data Source: National Bureau of Statistics (NBS)**

# CONTENT

<b>Methodology</b>	<b>3</b>
<b>Executive Summary</b>	<b>4</b>
<b>Average Cooking Gas Prices across States – 5KG Refilling</b>	<b>5</b>
<b>Average Cooking Gas Prices across Zones – 5KG Refilling</b>	<b>6</b>
<b>12 Month Average Prices – 5KG Refilling</b>	<b>7</b>
<b>Average Cooking Gas Prices across States – 12.5KG Refilling</b>	<b>8</b>
<b>Average Cooking Gas Prices across Zones – 12.5KG Refilling</b>	<b>9</b>
<b>12 Month Average Prices – 12.5KG Refilling</b>	<b>10</b>
<b>Appendix</b>	<b>11</b>
<b>Contact</b>	<b>13</b>

## METHODOLOGY

Fieldwork is done solely by over 700 NBS Staff in all the States of the federation, supported by supervisors whom internal and external observers monitor.

Gas Prices are collected across all the 774 local governments across all States and the FCT from over 10,000 respondents and outlets and the estimates reflect the weights derived from estimates of household expenditures on gas and the actual prices households bought different KG of gases.

The average prices are reported for each state and the country.

The NBS audit team subsequently conducts randomly selected verification of prices recorded.

## EXECUTIVE SUMMARY

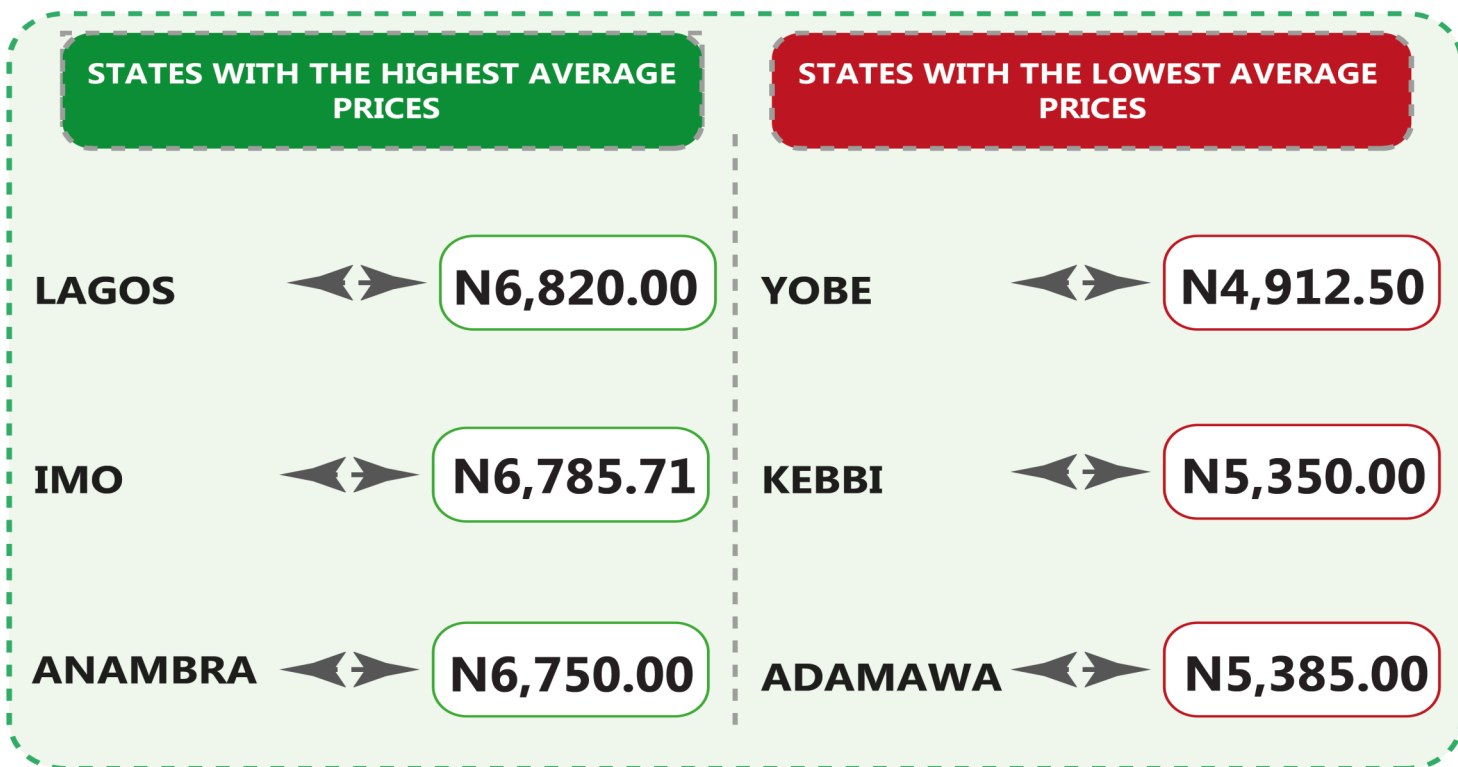

The average retail price for refilling a 5kg Cylinder of Liquefied Petroleum Gas (Cooking Gas) increased by 19.75% on a month-on-month basis from N5,139.25 recorded in January 2023 to N6,154.50 in February 2024. On a year-on-year basis, this increased by 33.78% from N4,600.57 in February 2023. On state profile analysis, Lagos recorded the highest average price for refilling a 5kg Cylinder of Liquefied Petroleum Gas (Cooking Gas) with N6,820.00, followed by Imo with N6,785.71, and Anambra with N6,750.00. On the other hand, Yobe recorded the lowest price with N4,912.50, followed by Kebbi and Adamawa with N5,350.00 and N5,385.00 respectively. In addition, analysis by zone showed that the South-East recorded the highest average retail price for refilling a 5kg Cylinder of Liquefied Petroleum Gas (Cooking Gas) with N6,616.57, followed by the South-West with N6,513.30 while the North-Central recorded the lowest with N5,723.02.

Also, the average retail price for refilling a 12.5kg Cylinder of Liquefied Petroleum Gas (Cooking Gas) increased by 28.33% on a month-on-month basis from N11,735.72 in January 2024 to N15,060.38 in February 2024. On a year-on-year basis, this rose by 46.88% from N10,253.39 in February 2023. On state profile analysis, Ogun recorded the highest average retail price for the refilling of a 12.5kg Cylinder of Liquefied Petroleum Gas (Cooking Gas) with N16,375.00, followed by Delta with N16,333.33 and Edo with N16,321.43. Conversely, the lowest average price was recorded in Bauchi with N13,167.50, followed by Katsina and Yobe with N13,562.50 and N13,610.00 respectively. Analysis by zone showed that the South-East recorded the highest average retail price for refilling a 12.5kg Cylinder of Liquefied Petroleum Gas (Cooking Gas) with N15,954.60, followed by the South-South with N15,943.40. In contrast, the North-East recorded the lowest price with N14,035.88.

# LIQUEFIED PETROLEUM GAS (COOKING GAS)

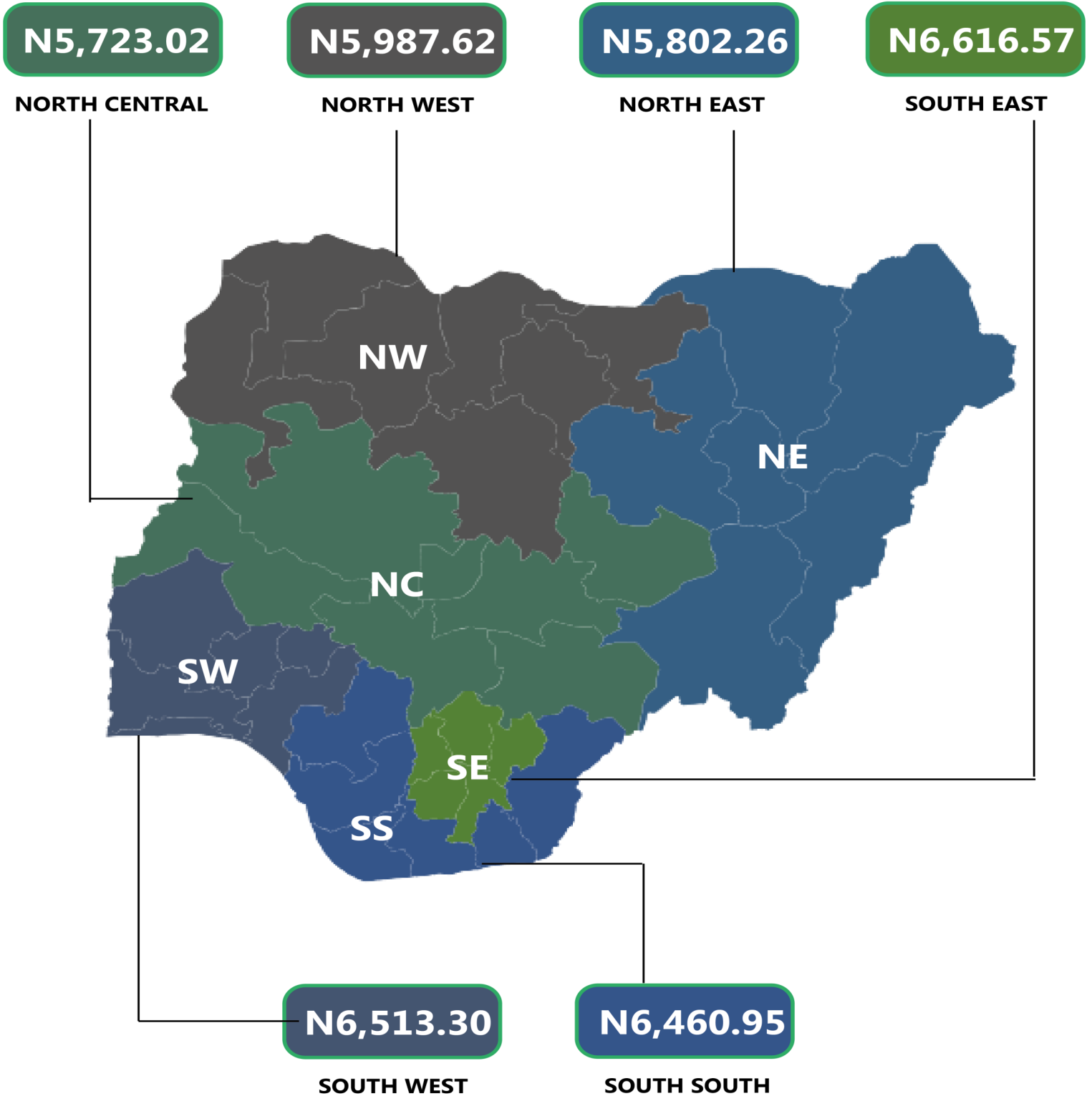
## PRICE WATCH - FEBRUARY 2024

Average Cooking Gas Prices Across States – 5KG Refilling



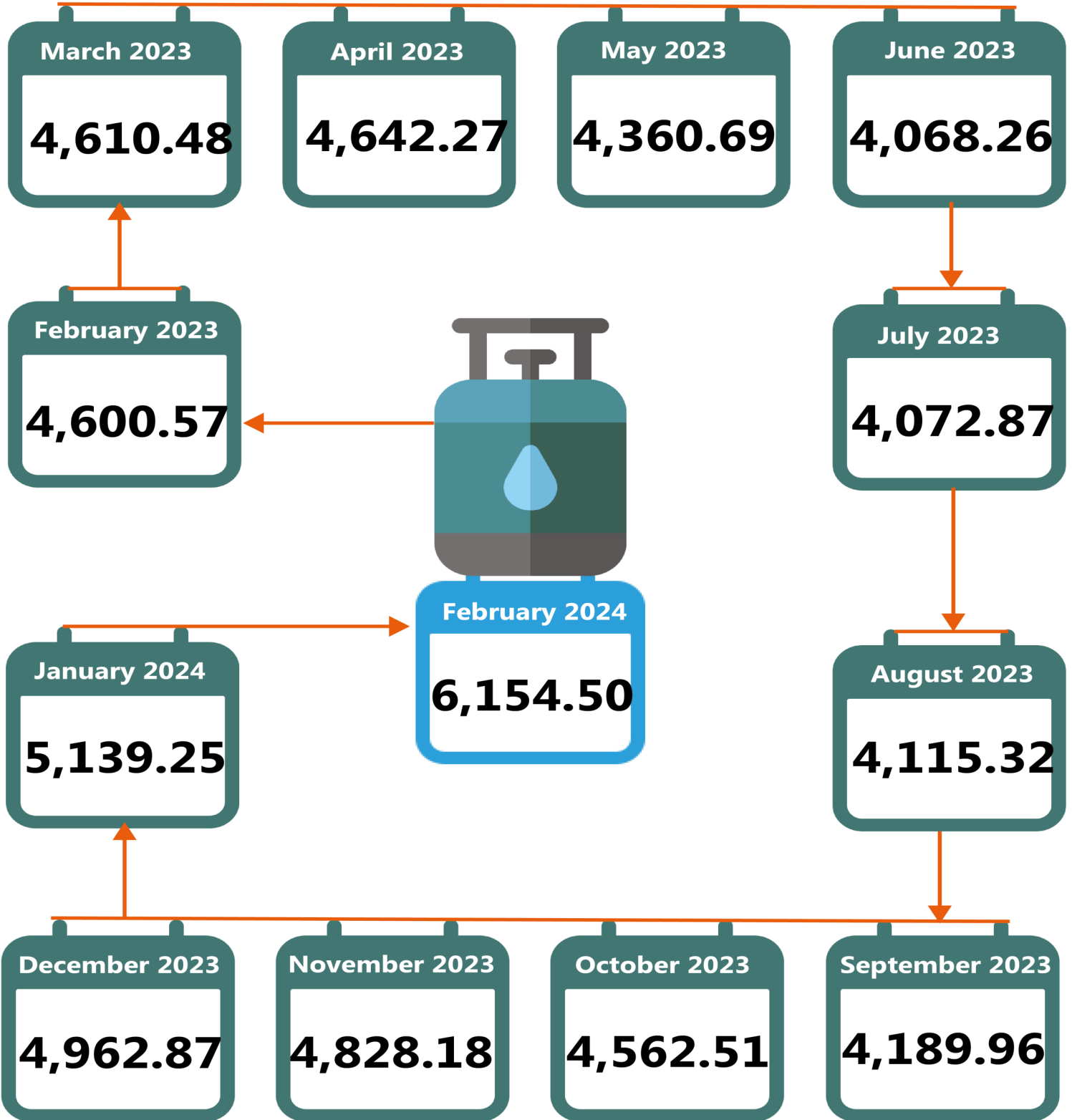
# LIQUEFIED PETROLEUM GAS (COOKING GAS) PRICE WATCH - FEBRUARY 2024

Average Cooking Gas Prices Across Zones – 5KG Refilling




# LIQUEFIED PETROLEUM GAS (COOKING GAS) PRICE WATCH - FEBRUARY 2024

12 Month Average Prices– 5KG Refilling



# LIQUEFIED PETROLEUM GAS (COOKING GAS) PRICE WATCH - FEBRUARY 2024

Average Cooking Gas Prices Across States – 12.5KG Refilling



STATES WITH THE HIGHEST AVERAGE PRICES		STATES WITH THE LOWEST AVERAGE PRICES	
OGUN	N16,375.00	BAUCHI	N13,167.50
DELTA	N16,333.33	KATSINA	N13,562.50
EDO	N16,321.43	YOBE	N13,610.00



# LIQUEFIED PETROLEUM GAS (COOKING GAS)

## PRICE WATCH - FEBRUARY 2024

Average Cooking Gas Prices Across Zones – 12.5KG Refilling



**N14,823.79**

**NORTH CENTRAL**

**N14,553.96**

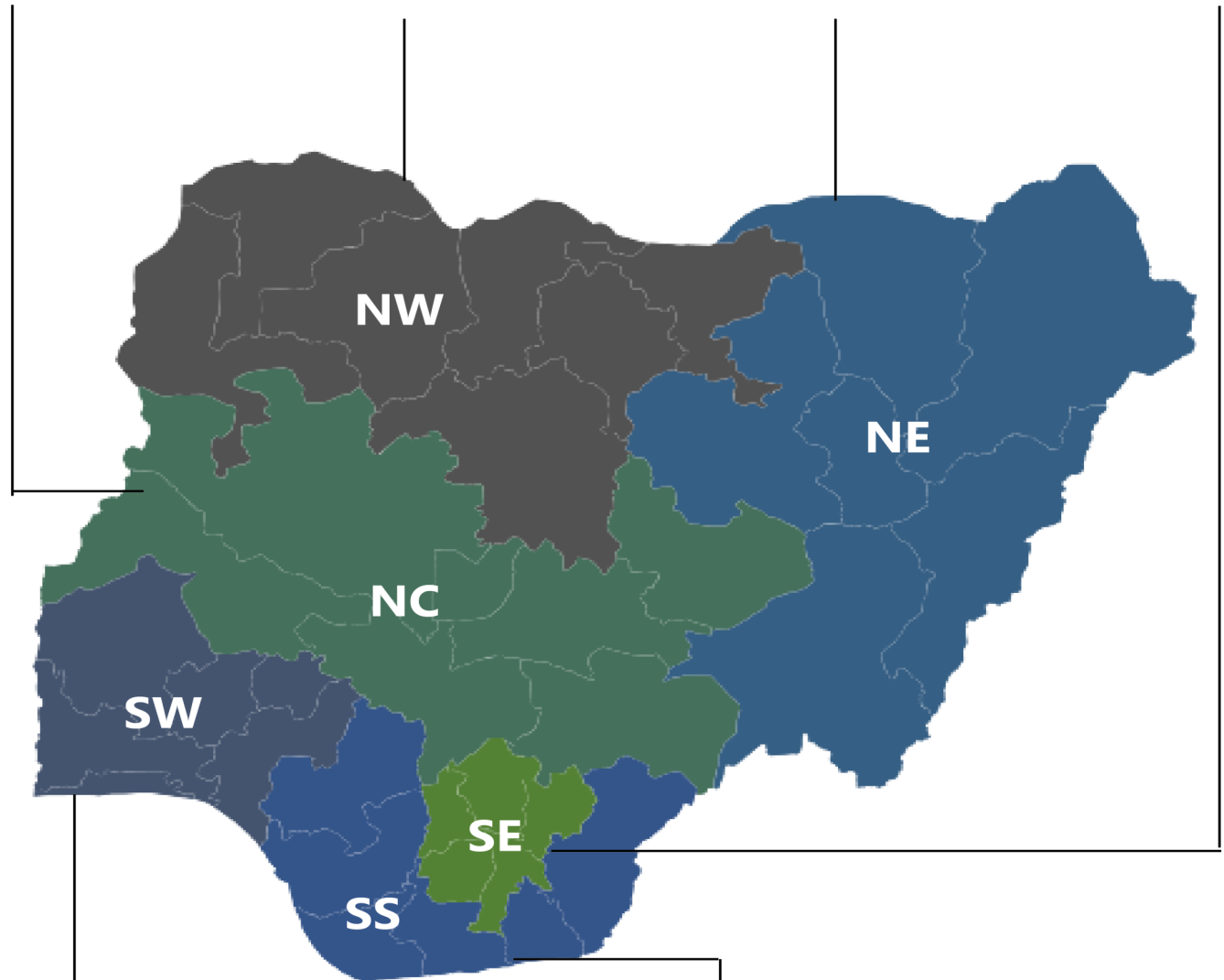
**NORTH WEST**

**N14,035.88**

**NORTH EAST**

**N15,954.60**

**SOUTH EAST**



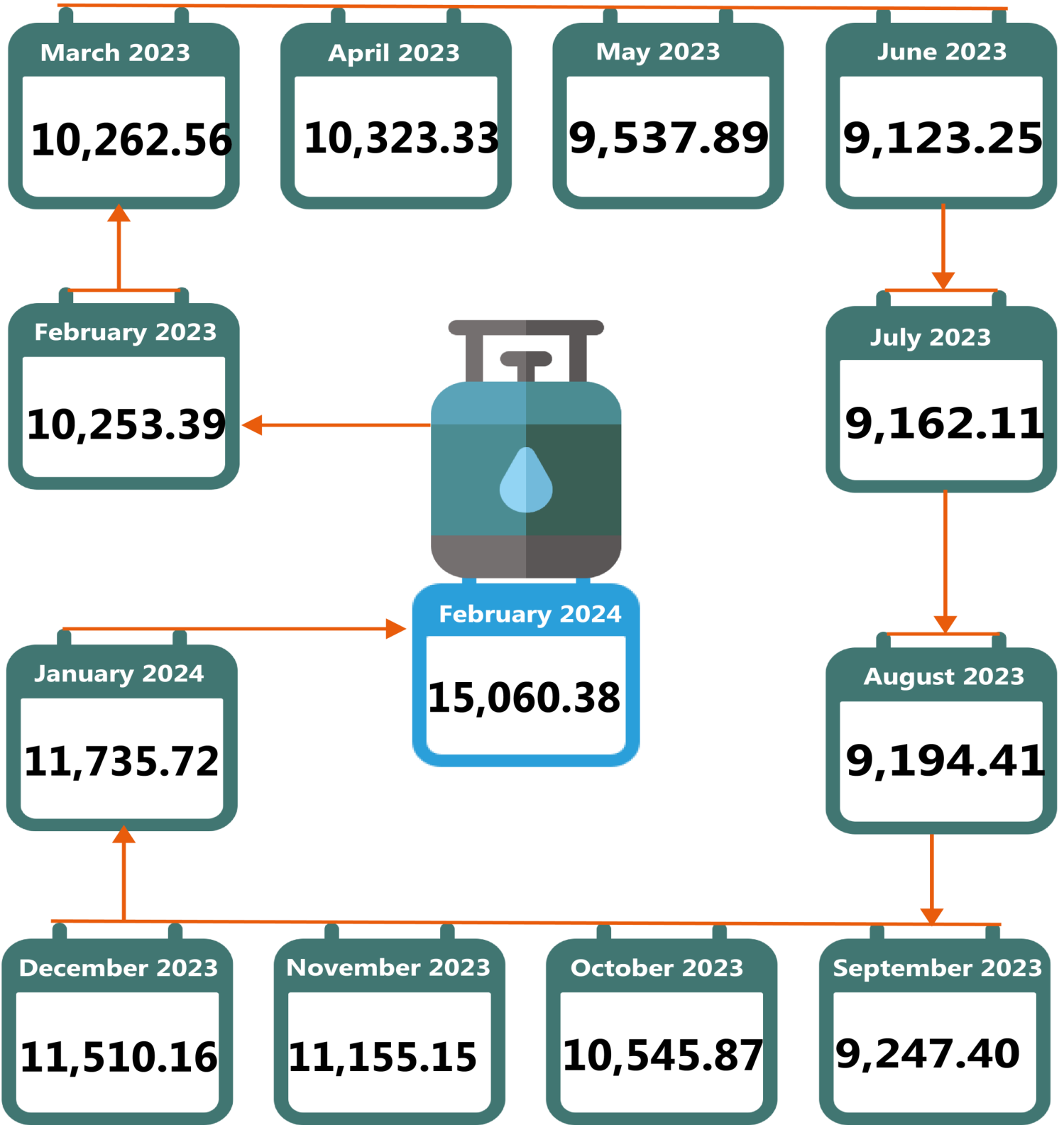
**N15,323.54**

**SOUTH WEST**

**N15,943.40**

**SOUTH SOUTH**

**LIQUEFIED PETROLEUM GAS (COOKING GAS)  
PRICE WATCH - FEBRUARY 2024**  
12 Month Average Prices– 12.5KG Refilling



## APPENDIX

5KG						
	Average of Feb-23	Average of Jan-24	Average of Feb-24	MoM	YoY	
<b>NORTH CENTRAL</b>	<b>4845.44</b>	<b>5240.36</b>	<b>5723.02</b>	<b>9.21</b>	<b>18.11</b>	
Abuja	4850.00	5080.00	6075.00	19.59	25.26	
Benue	4889.00	5500.00	5500.00	0.00	12.50	
Kogi	4740.00	5175.00	5675.00	9.66	19.73	
Kwara	4962.86	5000.00	5650.00	13.00	13.85	
Nasarawa	4681.25	5790.00	5750.00	-0.69	22.83	
Niger	4907.50	4937.50	5511.11	11.62	12.30	
Plateau	4887.50	5200.00	5900.00	13.46	20.72	
<b>NORTH EAST</b>	<b>4622.63</b>	<b>5296.32</b>	<b>5802.26</b>	<b>9.55</b>	<b>25.52</b>	
Adamawa	4914.00	5000.00	5385.00	7.70	9.58	
Bauchi	4511.59	5250.00	6011.25	14.50	33.24	
Borno	4584.29	5563.64	6244.21	12.23	36.21	
Gombe	4680.00	5660.00	6510.60	15.03	39.12	
Taraba	4650.00	5200.00	5750.00	10.58	23.66	
Yobe	4395.93	5104.29	4912.50	-3.76	11.75	
<b>NORTH WEST</b>	<b>4629.19</b>	<b>5145.97</b>	<b>5987.62</b>	<b>16.36</b>	<b>29.34</b>	
Jigawa	4741.67	5681.82	6250.00	10.00	31.81	
Kaduna	4865.00	4150.00	5983.33	44.18	22.99	
Kano	4675.00	5411.11	6080.00	12.36	30.05	
Katsina	4454.29	5344.44	5625.00	5.25	26.28	
Kebbi	4500.00	5240.00	5350.00	2.10	18.89	
Sokoto	4282.67	5000.00	5875.00	17.50	37.18	
Zamfara	4885.71	5194.44	6750.00	29.95	38.16	
<b>SOUTH EAST</b>	<b>4428.97</b>	<b>5128.83</b>	<b>6616.57</b>	<b>29.01</b>	<b>49.39</b>	
Abia	4220.00	5039.29	6557.14	30.12	55.38	
Anambra	4232.73	5366.67	6750.00	25.78	59.47	
Ebonyi	4690.00	5125.00	6500.00	26.83	38.59	
Enugu	4179.41	5027.50	6490.00	29.09	55.29	
Imo	4822.73	5085.71	6785.71	33.43	40.70	
<b>SOUTH SOUTH</b>	<b>4460.47</b>	<b>5199.23</b>	<b>6460.95</b>	<b>24.27</b>	<b>44.85</b>	
Akwa Ibom	4370.00	5070.00	6508.33	28.37	48.93	
Bayelsa	4681.43	5270.00	6330.00	20.11	35.22	
Cross River	4677.14	5375.00	6250.00	16.28	33.63	
Delta	4331.25	5105.00	6641.67	30.10	53.34	
Edo	4498.57	5264.29	6457.14	22.66	43.54	
Rivers	4204.44	5111.11	6578.57	28.71	56.47	
<b>SOUTH WEST</b>	<b>4542.51</b>	<b>4805.05</b>	<b>6513.30</b>	<b>35.55</b>	<b>43.39</b>	
Ekiti	4423.57	4872.89	6485.71	33.10	46.62	
Lagos	4884.12	4866.09	6820.00	40.15	39.64	
Ogun	4380.77	4751.04	6153.13	29.51	40.46	
Ondo	4399.63	4800.40	6384.62	33.00	45.12	
Osun	4399.09	4763.53	6589.29	38.33	49.79	
Oyo	4767.86	4776.32	6647.06	39.17	39.41	
<b>Average</b>	<b>4600.57</b>	<b>5139.25</b>	<b>6154.50</b>	<b>19.75</b>	<b>33.78</b>	

## 12.5KG

	Average of Feb-23	Average of Jan-24	Average of Feb-24	MoM	YoY
<b>NORTH CENTRAL</b>	<b>10191.57</b>	<b>11304.08</b>	<b>14823.79</b>	<b>31.14</b>	<b>45.45</b>
Abuja	10225.00	12000.00	15187.50	26.56	48.53
Benue	10375.00	11000.00	14437.50	31.25	39.16
Kogi	9920.00	12000.00	15234.38	26.95	53.57
Kwara	10434.38	10000.00	14450.00	44.50	38.48
Nasarawa	10042.86	11700.00	15000.00	28.21	49.36
Niger	10125.00	10400.00	14385.71	38.32	42.08
Plateau	10218.75	12028.57	15071.43	25.30	47.49
<b>NORTH EAST</b>	<b>9801.46</b>	<b>11561.11</b>	<b>14035.88</b>	<b>21.41</b>	<b>43.20</b>
Adamawa	9866.67	10666.67	14200.00	33.13	43.92
Bauchi	9880.27	10750.00	13167.50	22.49	33.27
Borno	9857.14	11500.00	14000.00	21.74	42.03
Gombe	9766.67	12450.00	15497.75	24.48	58.68
Taraba	9858.00	12000.00	13740.00	14.50	39.38
Yobe	9580.00	12000.00	13610.00	13.42	42.07
<b>NORTH WEST</b>	<b>10185.14</b>	<b>12224.93</b>	<b>14553.96</b>	<b>19.05</b>	<b>42.89</b>
Jigawa	9984.50	12875.00	14933.33	15.99	49.57
Kaduna	10402.50	9699.50	13947.73	43.80	34.08
Kano	10187.50	12537.50	16125.00	28.61	58.28
Katsina	10219.09	12537.50	13562.50	8.18	32.72
Kebbi	10200.00	12600.00	13750.00	9.13	34.80
Sokoto	10385.71	12600.00	15267.50	21.17	47.00
Zamfara	9916.67	12725.00	14291.67	12.31	44.12
<b>SOUTH EAST</b>	<b>10478.54</b>	<b>11480.56</b>	<b>15954.60</b>	<b>38.97</b>	<b>52.26</b>
Abia	10587.50	11817.31	15888.89	34.45	50.07
Anambra	10768.75	10498.00	15906.67	51.52	47.71
Ebonyi	10540.63	11212.50	16033.33	43.00	52.11
Enugu	10270.83	12015.00	15930.77	32.59	55.11
Imo	10225.00	11860.00	16013.33	35.02	56.61
<b>SOUTH SOUTH</b>	<b>10590.18</b>	<b>12602.47</b>	<b>15943.40</b>	<b>26.51</b>	<b>50.55</b>
Akwa Ibom	10879.50	12385.00	16245.83	31.17	49.33
Bayelsa	10528.57	12432.50	15750.00	26.68	49.59
Cross River	10803.57	13040.00	15781.25	21.02	46.07
Delta	10713.89	12637.50	16333.33	29.24	52.45
Edo	10260.00	12453.13	16321.43	31.06	59.08
Rivers	10355.56	12666.67	15228.57	20.23	47.06
<b>SOUTH WEST</b>	<b>10332.65</b>	<b>11189.02</b>	<b>15323.54</b>	<b>36.95</b>	<b>48.30</b>
Ekiti	10521.07	11894.87	15062.50	26.63	43.17
Lagos	9990.00	11020.23	14207.14	28.92	42.21
Ogun	10383.18	11134.82	16375.00	47.06	57.71
Ondo	10369.64	10979.65	14957.69	36.23	44.25
Osun	10115.91	11348.98	16104.55	41.90	59.20
Oyo	10616.07	10755.58	15234.38	41.64	43.50
<b>Average</b>	<b>10253.39</b>	<b>11735.72</b>	<b>15060.38</b>	<b>28.33</b>	<b>46.88</b>

# CONTACT



## National Bureau of Statistics

Head Office

No 1, Wole Olanipekun Street,  
Formerly, Plot 762 Independence  
Avenue  
Off Constitution Avenue,  
CBD, Abuja, F. C. T.

## Mr. Ichedi S.J

Information Desk

Head, Communication & Public  
Relations Department (C&PRD)  
Phone: +2348037051701  
sjchedi@nigerianstat.gov.ng

## Moses Mathew

Statistical Information Officer

Phone: +2347069071157  
matmoses@nigerianstat.gov.ng

## Dr A.A. Ayo

Head Prices Division

Phone: +2348036082904  
anthonyayo@nigerianstat.gov.ng



@nbs\_nigeria



NBSNigeria



Nbs\_nigeria

