



NATIONAL BUREAU OF STATISTICS

National Household Kerosene Price Watch

(FEBRUARY 2024)

Report Date: March 2024

Data Source: National Bureau of Statistics (NBS)

CONTENT

Methodology	3
Executive Summary	4
Average Kerosene Prices per liter across States	5
Average Kerosene Prices per liter across Zones	6
12 Months Average Prices per liter	7
Average Kerosene Prices per gallon across States	8
Average Kerosene Prices per gallon across Zones	9
12 Months Average Prices per gallon	10
Appendix	11
Contact	13

METHODOLOGY

Fieldwork is done solely by over 700 NBS Staff in all the States of the federation, supported by supervisors whom internal and external observers monitor.

Fuel Prices are collected across all the 774 local governments across all States and the FCT from over 10,000 respondents and outlets and the estimates reflect the weights derived from estimates of household expenditures on fuel and the actual prices of liters or gallon bought by the households.

The average prices are reported for each state and the country. The NBS audit team subsequently conducts randomly selected verification of prices recorded.

EXECUTIVE SUMMARY

The average retail price per litre of Household Kerosene (HHK) paid by consumers in February 2024 was N1,340.94, showing an increase of 0.86% compared to N1,329.53 recorded in January 2024. On a year-on-year basis, the average retail price per litre of the product rose by 14.23% from N1,173.89 in February 2023.

On state profile analysis, the highest average price per litre in February 2024 was recorded in Kaduna with N1,866.67, followed by Benue with N1,769.67 and Niger with N1,710.89. On the other hand, the lowest price was recorded in Bayelsa with N971.00, followed by Rivers with N1,065.67 and Kwara with N1,070.44.

In addition, analysis by zone showed that the North Central recorded the highest average retail price per liter of Household Kerosene with N1,486.50, followed by the North-East with N1,387.58, while the South-South recorded the lowest with N1,231.24.

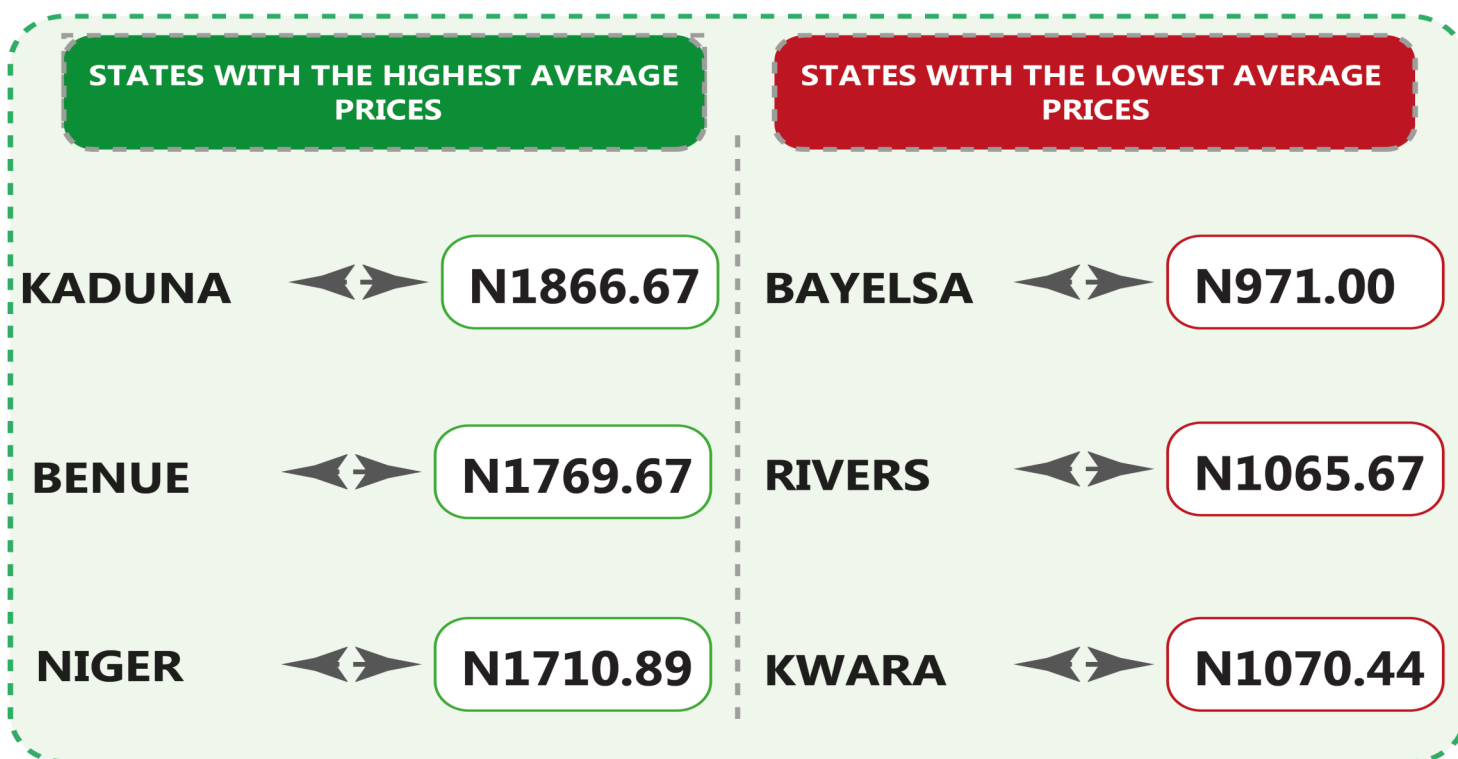


The average retail price per gallon of Household Kerosene paid by consumers in February 2024 was N4,880.02, indicating an increase of 0.19% from N4,870.83 in January 2024. On a year-on-year basis, this increased by 24.29% from N3,926.23 in February 2023.

On state profile analysis, Adamawa recorded the highest average retail price per gallon of Household Kerosene with N6,092.50, followed by Bauchi with N5,910.00 and Kano with N5,779.50. On the other hand, Delta recorded the lowest price with N4,025.00, followed by Abuja and Ondo with N4,250.00 and N4,400.91 respectively.

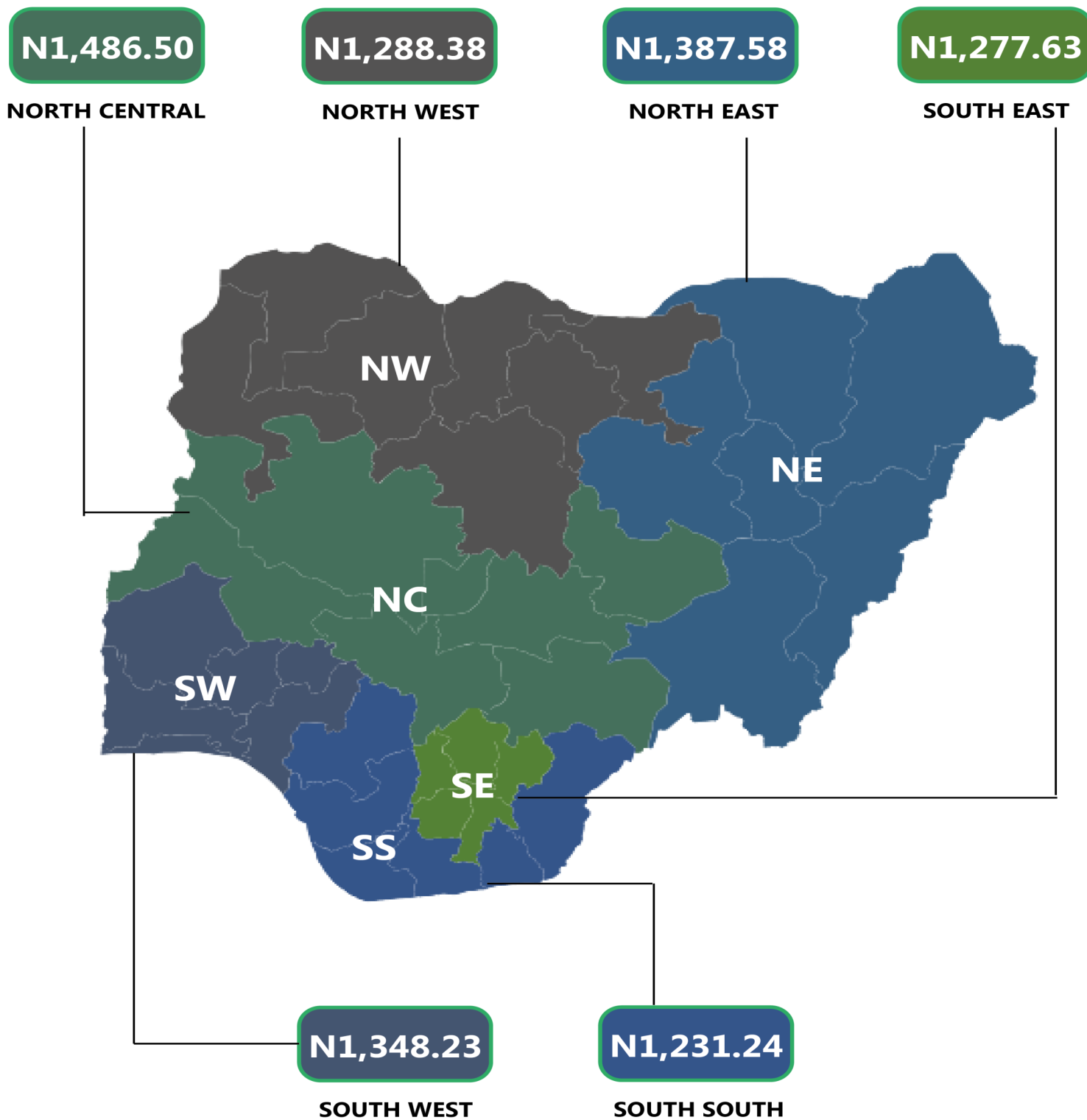
Analysis by zone showed that the North-East recorded the highest average retail price per gallon of Household Kerosene with N5,553.05, followed by the North West with N5,072.23, while the South-East recorded the lowest with N4,518.91.

NATIONAL HOUSEHOLD KEROSENE PRICE WATCH - FEBRUARY 2024

Average Kerosene Prices per litre Across States




Average Kerosene Prices per litre Across Zones



NATIONAL HOUSEHOLD KEROSENE PRICE WATCH



- FEBRUARY 2024

12 Month Average Prices per litre



NATIONAL HOUSEHOLD KEROSENE PRICE WATCH - FEBRUARY 2024

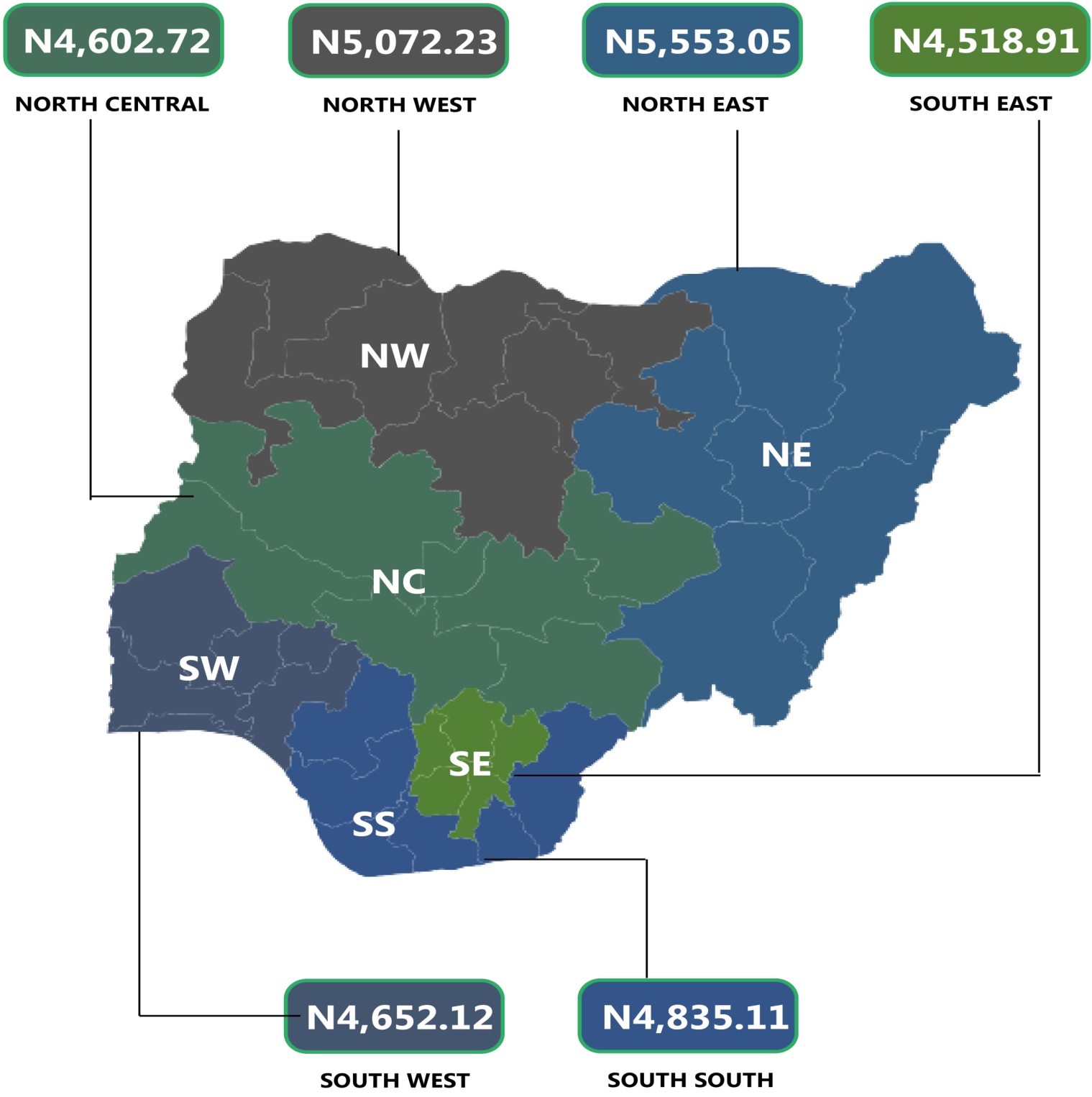
Average Kerosene Prices per gallon Across States



STATES WITH THE HIGHEST AVERAGE PRICES		STATES WITH THE LOWEST AVERAGE PRICES	
ADAMAWA	N6092.50	DELTA	N4025.00
BAUCHI	N5910.00	ABUJA	N4250.00
KANO	N5779.50	ONDO	N4400.91

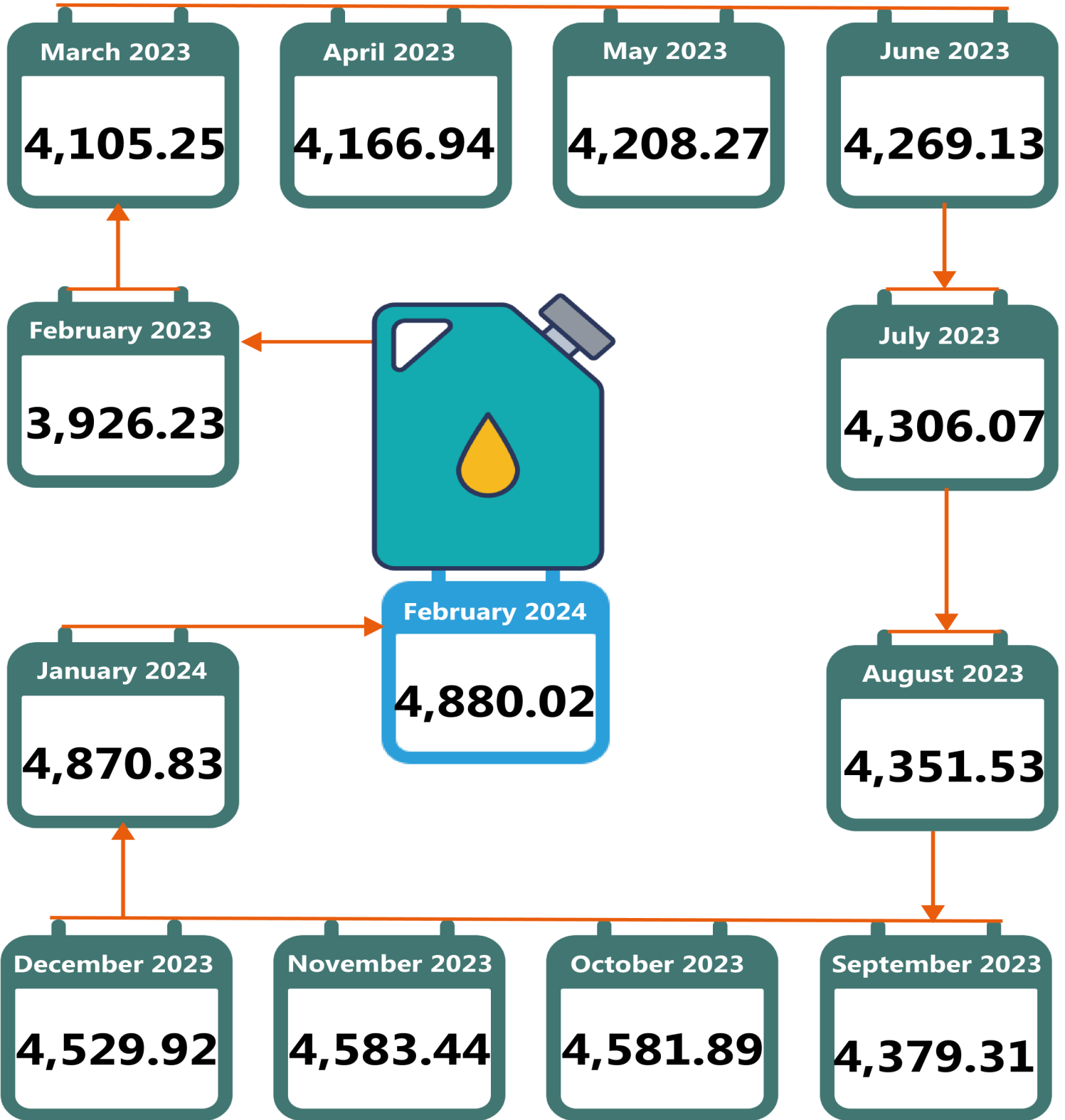
NATIONAL HOUSEHOLD KEROSENE PRICE WATCH - FEBRUARY 2024

Average Kerosene Prices per gallon Across Zones



NATIONAL HOUSEHOLD KEROSENE PRICE WATCH - FEBRUARY 2024

12 Month Average Prices per gallon



APPENDIX

LITRE						
	Average of Feb-23	Average of Jan-24	Average of Feb-24	MoM	YoY	
NORTH CENTRAL	1185.52	1479.10	1486.50		0.50	25.39
Abuja	1473.33	1666.67	1670.00		0.20	13.35
Benue	1250.00	1766.67	1769.67		0.17	41.57
Kogi	957.92	1316.67	1330.00		1.01	38.84
Kwara	1011.90	1066.67	1070.44		0.35	5.78
Nasarawa	923.81	1166.67	1176.67		0.86	27.37
Niger	1131.67	1703.70	1710.89		0.42	51.18
Plateau	1550.00	1666.67	1677.81		0.67	8.25
NORTH EAST	1240.70	1381.94	1387.58		0.41	11.84
Adamawa	1438.10	1416.67	1423.33		0.47	-1.03
Bauchi	1366.67	1366.67	1369.83		0.23	0.23
Borno	1127.78	1333.33	1343.67		0.78	19.14
Gombe	1158.67	1333.33	1337.33		0.30	15.42
Taraba	1149.17	1466.67	1471.33		0.32	28.03
Yobe	1203.81	1375.00	1380.00		0.36	14.64
NORTH WEST	976.24	1274.06	1288.38		1.12	31.97
Jigawa	976.19	1120.83	1136.67		1.41	16.44
Kaduna	966.67	1833.33	1866.67		1.82	93.10
Kano	1010.42	1247.62	1251.56		0.32	23.87
Katsina	945.83	1125.00	1132.78		0.69	19.77
Kebbi	997.62	1125.00	1150.00		2.22	15.27
Sokoto	956.94	1083.33	1089.00		0.52	13.80
Zamfara	980.00	1383.33	1392.00		0.63	42.04
SOUTH EAST	1255.12	1245.10	1277.63		2.61	1.79
Abia	1290.91	1237.50	1339.83		8.27	3.79
Anambra	1256.94	1233.33	1240.67		0.59	-1.30
Ebonyi	1307.14	1250.00	1295.33		3.63	-0.90
Enugu	1160.27	1214.17	1217.50		0.27	4.93
Imo	1260.35	1290.48	1294.81		0.34	2.73
SOUTH SOUTH	1170.35	1225.83	1231.24		0.44	5.20
Akwa Ibom	1283.33	1366.67	1369.89		0.24	6.74
Bayelsa	1142.86	969.70	971.00		0.13	-15.04
Cross River	1336.67	1507.58	1510.00		0.16	12.97
Delta	1144.44	1261.67	1270.00		0.66	10.97
Edo	994.44	1191.67	1200.89		0.77	20.76
Rivers	1120.37	1057.69	1065.67		0.75	-4.88
SOUTH WEST	1259.96	1341.38	1348.23		0.51	7.01
Ekiti	1190.48	1266.28	1268.33		0.16	6.54
Lagos	1341.67	1363.49	1371.00		0.55	2.19
Ogun	1363.64	1434.59	1455.33		1.45	6.72
Ondo	1300.91	1421.32	1426.67		0.38	9.67
Osun	1166.67	1284.80	1288.04		0.25	10.40
Oyo	1196.43	1277.82	1280.00		0.17	6.99
Average	1173.89	1329.53	1340.94		0.86	14.23

GALLON					
	Average of Feb-23	Average of Jan-24	Average of Feb-24	MoM	YoY
NORTH CENTRAL	4107.59	4606.43	4602.72		
Abuja	3950.00	4500.00	4250.00	-5.56	7.59
Benue	3966.67	4600.00	4640.29	0.88	16.98
Kogi	4190.63	4625.00	4630.75	0.12	10.50
Kwara	4905.83	4600.00	4750.00	3.26	-3.18
Nasarawa	3900.00	4600.00	4610.00	0.22	18.21
Niger	3440.00	4680.00	4690.00	0.21	36.34
Plateau	4400.00	4640.00	4648.00	0.17	5.64
NORTH EAST	3537.36	5526.39	5553.05	0.48	56.98
Adamawa	3666.67	6083.33	6092.50	0.15	66.16
Bauchi	4000.00	5800.00	5910.00	1.90	47.75
Borno	3050.00	5000.00	5010.67	0.21	64.28
Gombe	3050.00	5550.00	5561.50	0.21	82.34
Taraba	3937.50	5025.00	5032.75	0.15	27.82
Yobe	3520.00	5700.00	5710.90	0.19	62.24
NORTH WEST	4011.64	5062.78	5072.23	0.19	26.44
Jigawa	4250.00	4725.00	4730.00	0.11	11.29
Kaduna	4200.00	4520.00	4525.43	0.12	7.75
Kano	4043.75	5777.78	5779.50	0.03	42.92
Katsina	4516.67	5666.67	5670.67	0.07	25.55
Kebbi	4028.57	4750.00	4760.00	0.21	18.16
Sokoto	3532.50	5500.00	5520.00	0.36	56.26
Zamfara	3510.00	4500.00	4520.00	0.44	28.77
SOUTH EAST	4517.60	4508.51	4518.91	0.23	0.03
Abia	4392.86	4528.85	4548.85	0.44	3.55
Anambra	4550.00	4626.67	4632.67	0.13	1.82
Ebonyi	4606.25	4527.50	4537.50	0.22	-1.49
Enugu	4508.33	4409.05	4419.05	0.23	-1.98
Imo	4530.56	4450.50	4456.50	0.13	-1.63
SOUTH SOUTH	3474.47	4825.18	4835.11	0.21	39.16
Akwa Ibom	4026.82	4982.50	4990.00	0.15	23.92
Bayelsa	3071.43	4521.50	4526.67	0.11	47.38
Cross River	4080.50	5177.09	5180.00	0.06	26.95
Delta	3116.67	4000.00	4025.00	0.63	29.14
Edo	3288.89	5420.00	5429.00	0.17	65.07
Rivers	3262.50	4850.00	4860.00	0.21	48.97
SOUTH WEST	3962.80	4647.37	4652.12	0.10	17.39
Ekiti	4007.14	4781.57	4786.67	0.11	19.45
Lagos	3585.71	4625.51	4633.57	0.17	29.22
Ogun	3919.38	5014.25	5019.22	0.10	28.06
Ondo	4425.00	4398.03	4400.91	0.07	-0.54
Osun	3962.50	4647.50	4651.92	0.10	17.40
Oyo	3877.08	4417.39	4420.44	0.07	14.01
Average	3926.23	4870.83	4880.02	0.19	24.29

CONTACT



National Bureau of Statistics

Head Office

No 1, Wole Olanipekun Street,
Formerly, Plot 762 Independence
Avenue
Off Constitution Avenue,
CBD, Abuja, F. C. T.

Mr. Ichedi S.J

Information Desk

Head, Communication & Public
Relations Department (C&PRD)
Phone: +2348037051701
sjchedi@nigerianstat.gov.ng

Moses Mathew

Statistical Information Officer

Phone: +2347069071157
matmoses@nigerianstat.gov.ng

Dr A.A. Ayo

Head Prices Division

Phone: +2348036082904
anthonyayo@nigerianstat.gov.ng



@nbs_nigeria



NBSNigeria



Nbs_nigeria

