



NATIONAL BUREAU OF STATISTICS

Liquefied Petroleum Gas (Cooking Gas) Price Watch

JANUARY 2024)

Report Date: February 2024

Data Source: National Bureau of Statistics (NBS)

CONTENT

Methodology	3
Executive Summary	4
Average Cooking Gas Prices across States – 5KG Refilling	5
Average Cooking Gas Prices across Zones – 5KG Refilling	6
12 Month Average Prices – 5KG Refilling	7
Average Cooking Gas Prices across States – 12.5KG Refilling	8
Average Cooking Gas Prices across Zones – 12.5KG Refilling	9
12 Month Average Prices – 12.5KG Refilling	10
Appendix	11
Contact	13

METHODOLOGY

Fieldwork is done solely by over 700 NBS Staff in all the States of the federation, supported by supervisors whom internal and external observers monitor.

Gas Prices are collected across all the 774 local governments across all States and the FCT from over 10,000 respondents and outlets and the estimates reflect the weights derived from estimates of households expenditures on gas and the actual prices households bought different KG of gases.

The average prices are reported for each state and the country.

The NBS audit team subsequently conducts randomly selected verification of prices recorded.

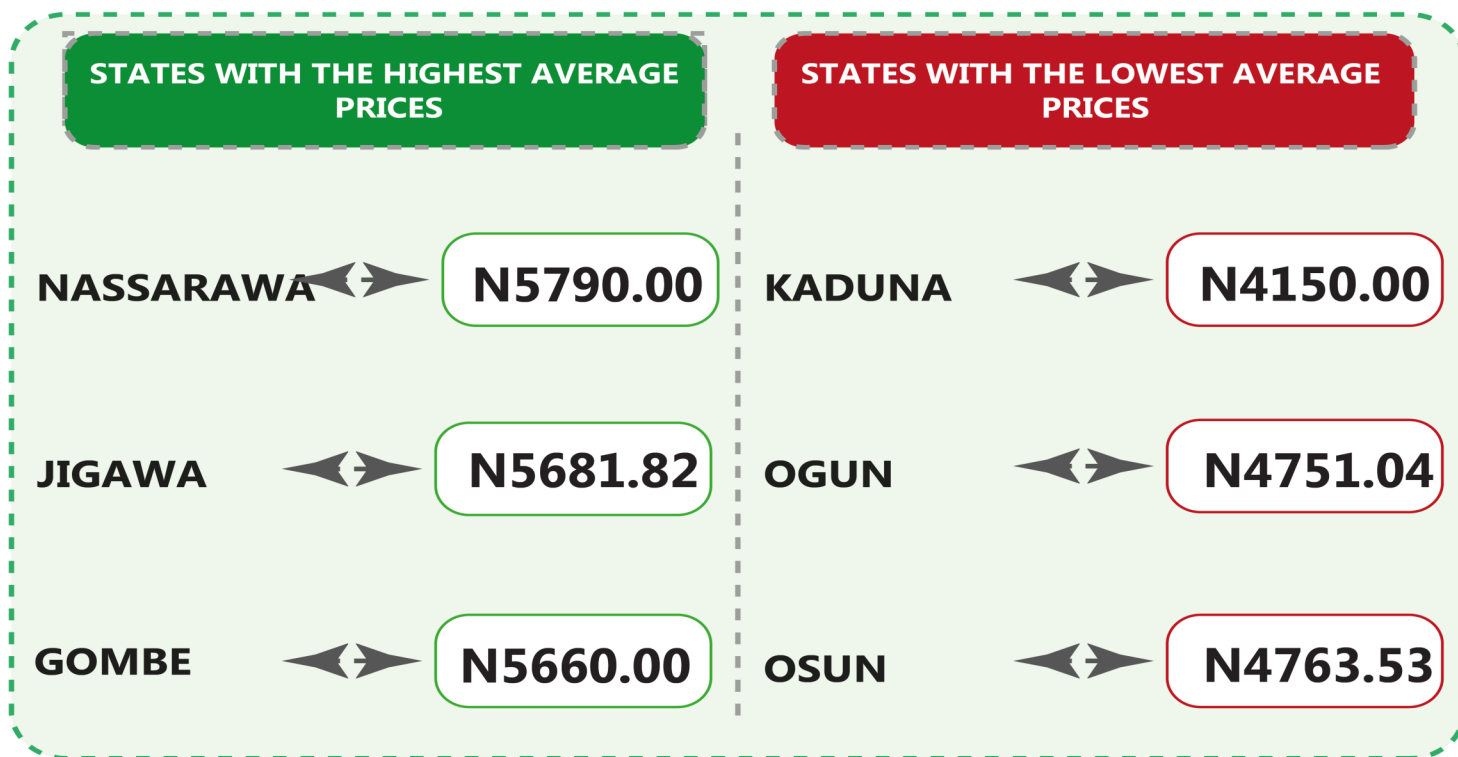
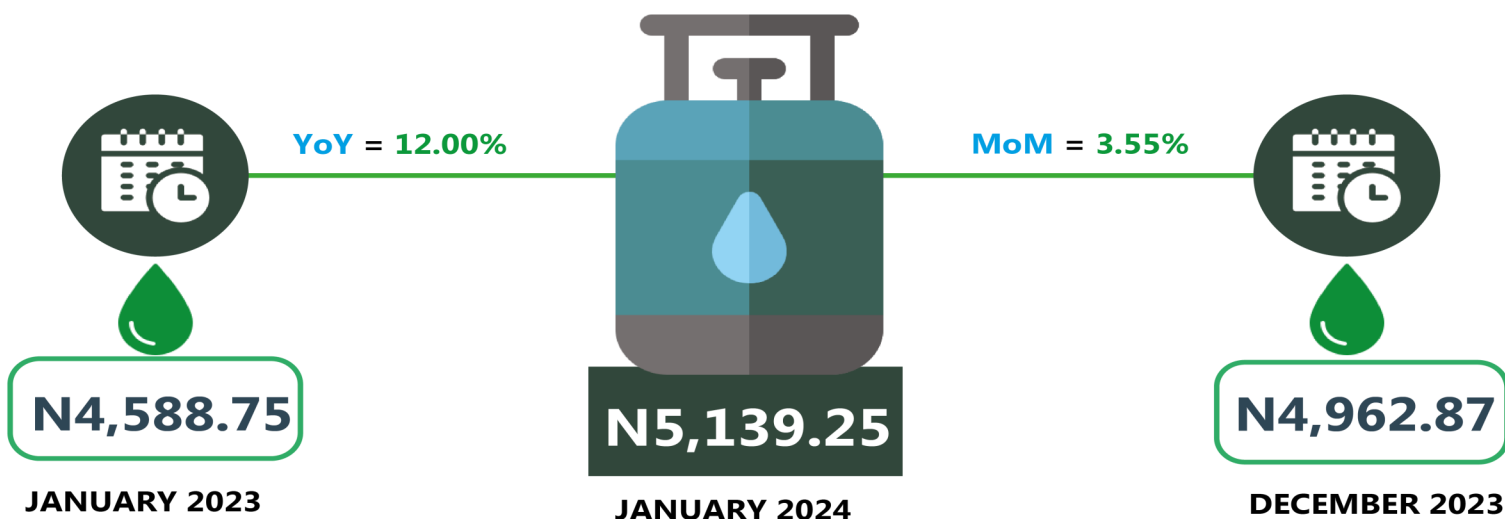
EXECUTIVE SUMMARY

The average retail price for refilling a 5kg Cylinder of Liquefied Petroleum Gas (Cooking Gas) increased by 3.55% on a month-on-month basis from N4,962.87 recorded in December 2023 to N5,139.25 in January 2024. On a year-on-year basis, this increased by 12.00% from N4,588.75 in January 2023. On state profile analysis, Nassarawa recorded the highest average price for refilling a 5kg Cylinder of Liquefied Petroleum Gas (Cooking Gas) with N5,790.00, followed by Jigawa with N5,681.82, and Gombe with N5,660.00. On the other hand, Kaduna recorded the lowest price with N4,150.00, followed by Ogun and Osun with N4,751.04 and N4,763.53 respectively. In addition, analysis by zone showed that the North-East recorded the highest average retail price for refilling a 5kg Cylinder of Liquefied Petroleum Gas (Cooking Gas) with N5,296.32, followed by the North-Central with N5,240.36, while the South-West recorded the lowest with N4,805.05.

Also, the average retail price for refilling a 12.5kg Cylinder of Liquefied Petroleum Gas (Cooking Gas) increased by 1.96% on a month-on-month basis from N11,510.16 in December 2023 to N11,735.72 in January 2024. On a year-on-year basis, this rose by 14.19% from N10,277.17 in January 2023. On state profile analysis, Cross River recorded the highest average retail price for the refilling of a 12.5kg Cylinder of Liquefied Petroleum Gas (Cooking Gas) with N13,040.00, followed by Jigawa with N12,875.00 and Zamfara with N12,725.00. Conversely, the lowest average price was recorded in Kaduna with N9,699.50, followed by Kwara and Niger with N10,000.00 and N10,400.00 respectively. Analysis by zone showed that the South-South recorded the highest average retail price for refilling a 12.5kg Cylinder of Liquefied Petroleum Gas (Cooking Gas) with N12,602.47, followed by the North-West with N12,224.93, while the South-West recorded the lowest price with N11,189.02.

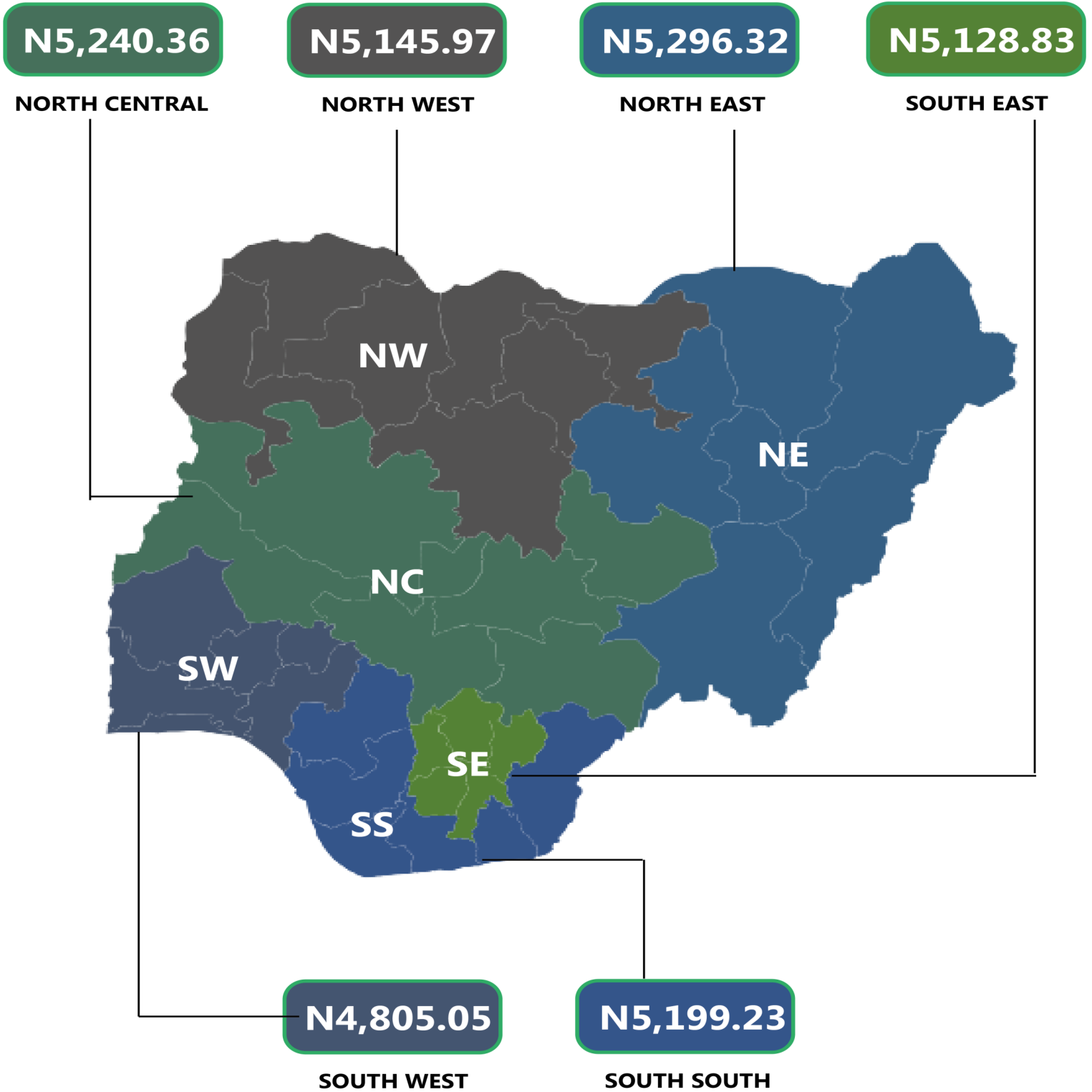
LIQUEFIED PETROLEUM GAS (COOKING GAS) PRICE WATCH - JANUARY 2024

Average Cooking Gas Prices Across States – 5KG Refilling

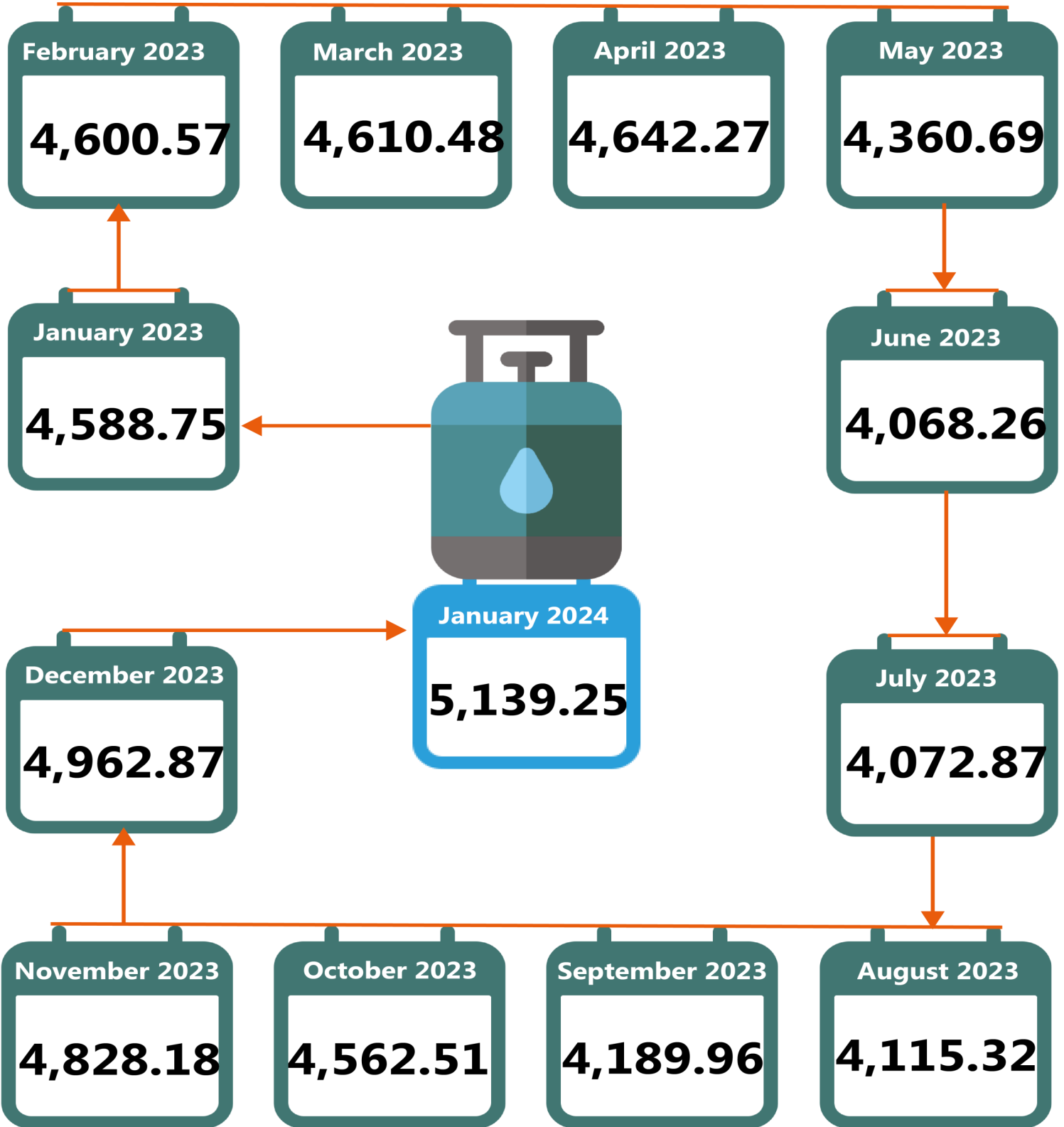


LIQUEFIED PETROLEUM GAS (COOKING GAS) PRICE WATCH - JANUARY 2024

Average Cooking Gas Prices Across Zones – 5KG Refilling



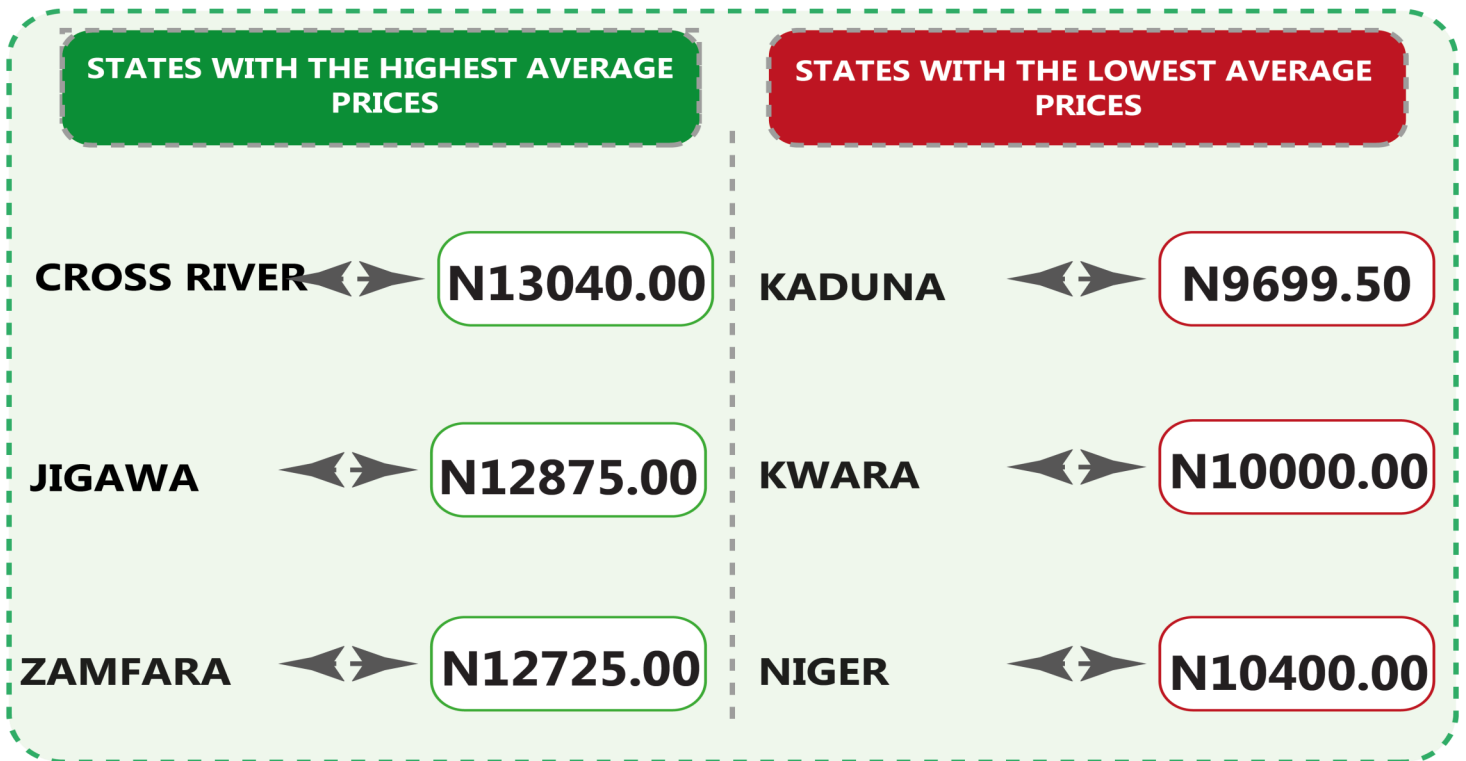
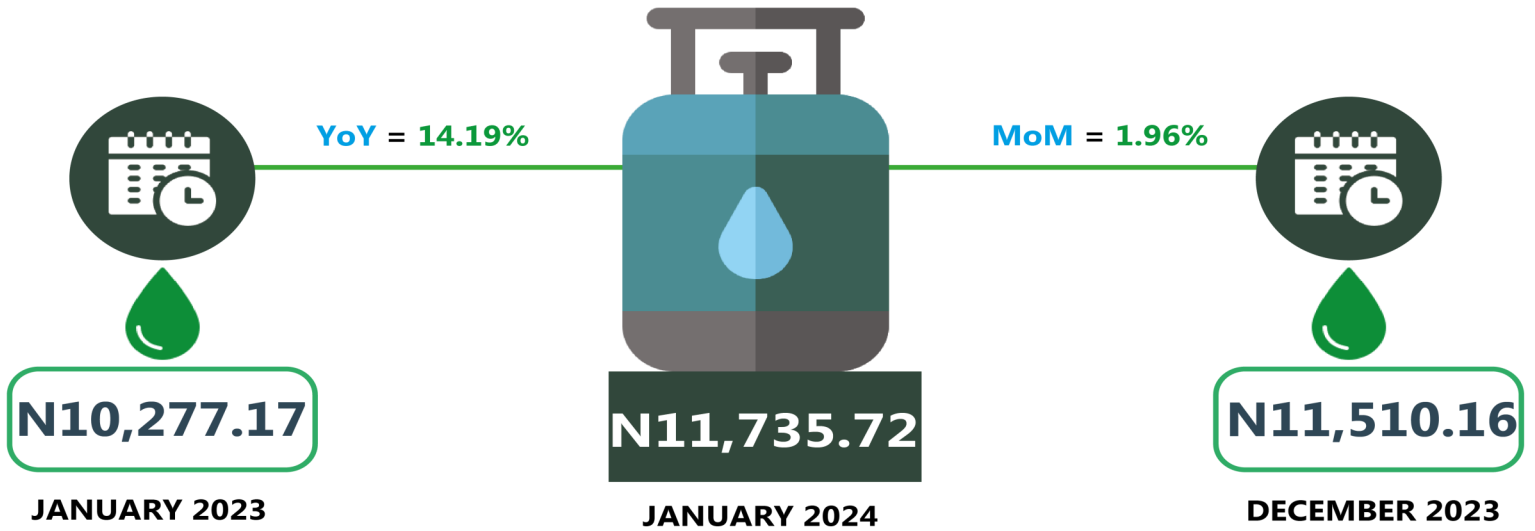
**LIQUEFIED PETROLEUM GAS (COOKING GAS)
PRICE WATCH - JANUARY 2024**
12 Month Average Prices– 5KG Refilling



LIQUEFIED PETROLEUM GAS (COOKING GAS)

PRICE WATCH - JANUARY 2024

Average Cooking Gas Prices Across States – 12.5KG Refilling



LIQUEFIED PETROLEUM GAS (COOKING GAS)

PRICE WATCH - JANUARY 2024

Average Cooking Gas Prices Across Zones – 12.5KG Refilling



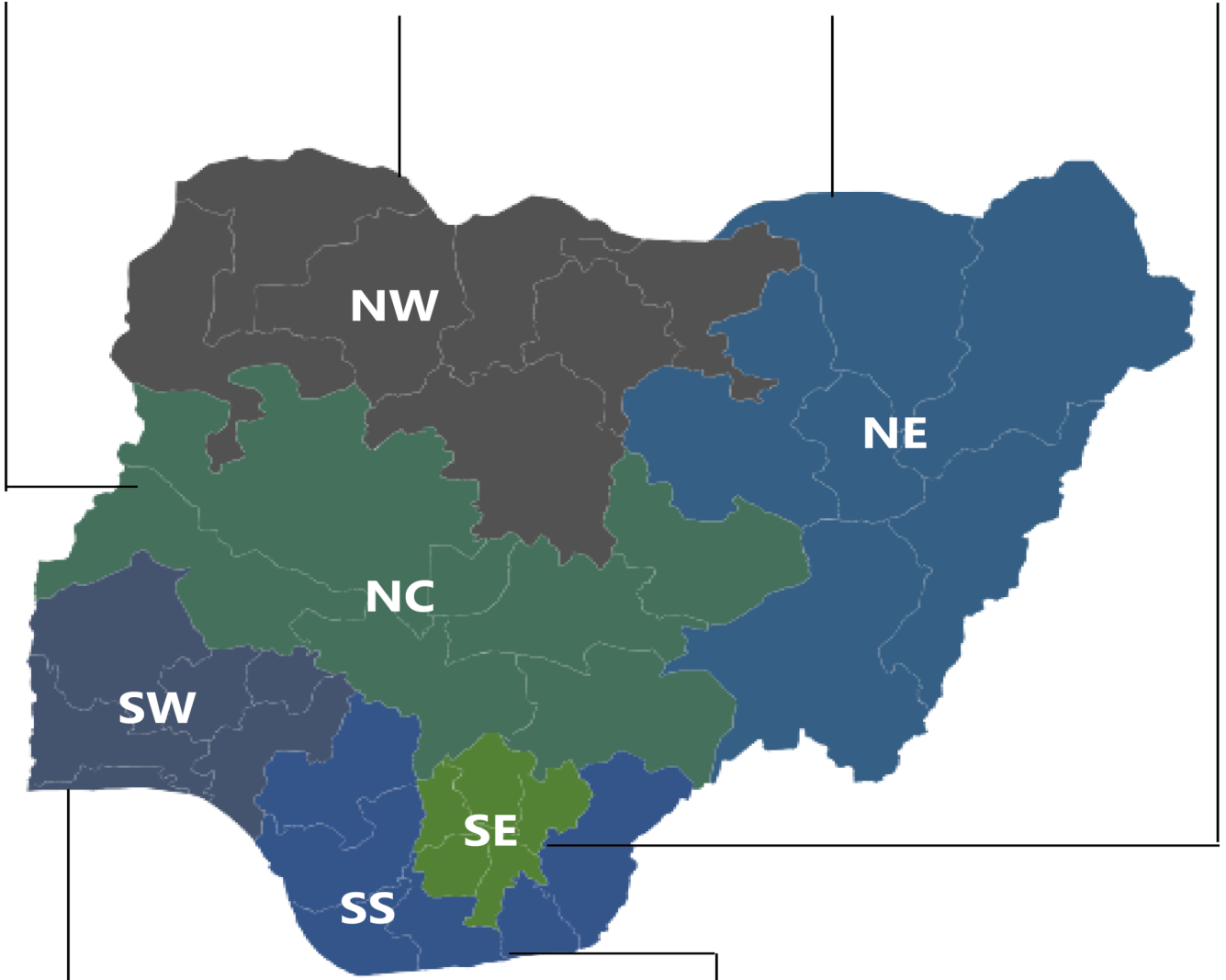
N11,304.08 **N12,224.93** **N11,561.11** **N11,480.56**

NORTH CENTRAL

NORTH WEST

NORTH EAST

SOUTH EAST



N11,189.02

SOUTH WEST

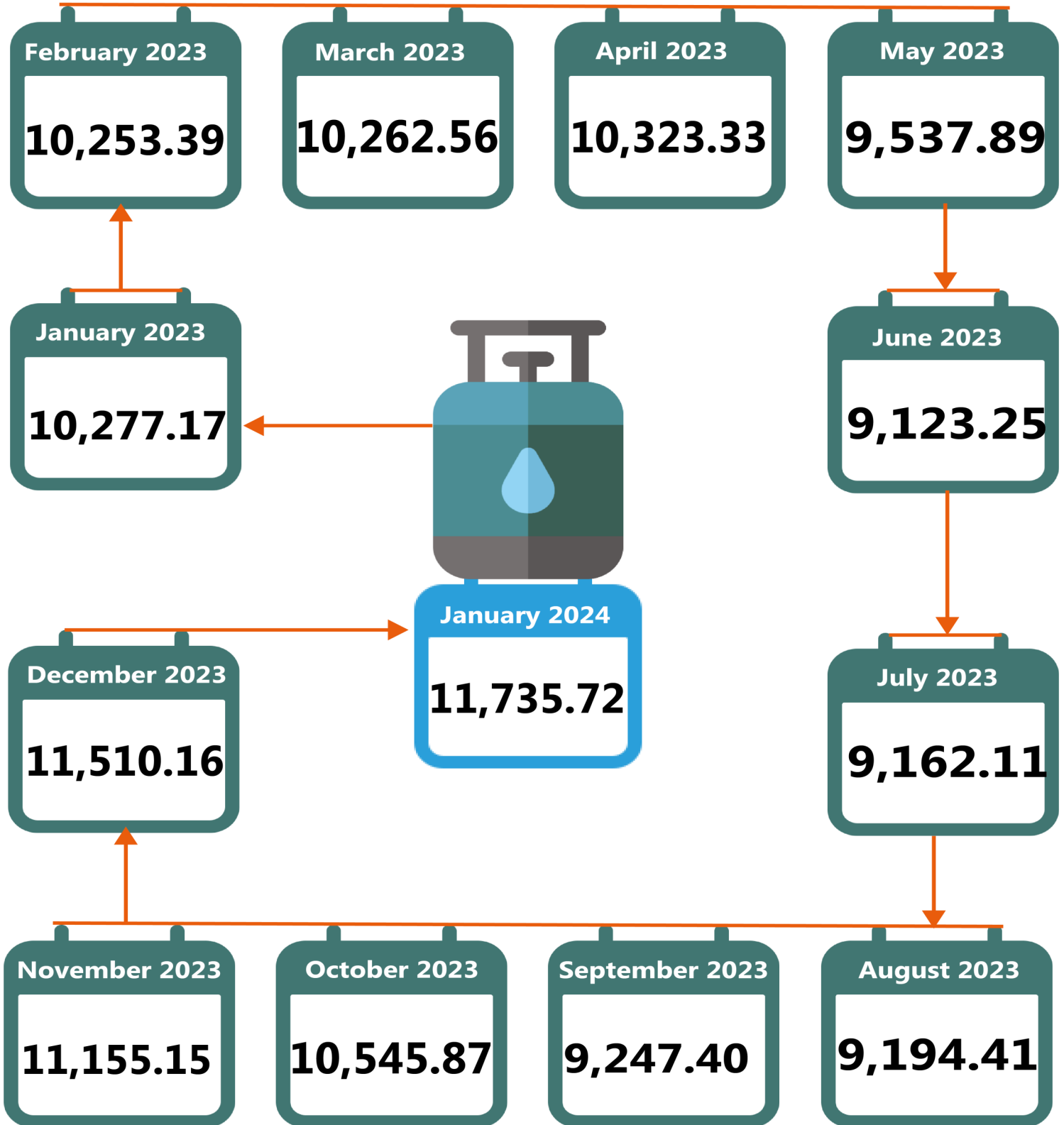
N12,602.47

SOUTH SOUTH

LIQUEFIED PETROLEUM GAS (COOKING GAS)

PRICE WATCH - JANUARY 2024

12 Month Average Prices– 12.5KG Refilling



APPENDIX

5KG						
	Average of Jan-23	Average of Dec-23	Average of Jan-24	MoM	YoY	
NORTH CENTRAL	4859.60	5043.24	5240.36		3.91	7.84
Abuja	4840.00	5150.33	5080.00		-1.37	4.96
Benue	4886.67	5550.56	5500.00		-0.91	12.55
Kogi	4785.00	4987.55	5175.00		3.76	8.15
Kwara	4962.50	5300.33	5000.00		-5.67	0.76
Nasarawa	4670.00	4530.26	5790.00		27.81	23.98
Niger	4927.50	4583.33	4937.50		7.73	0.20
Plateau	4945.50	5200.33	5200.00		-0.01	5.15
NORTH EAST	4603.42	5256.61	5296.32		0.76	15.05
Adamawa	4936.67	5725.33	5000.00		-12.67	1.28
Bauchi	4508.33	5500.26	5250.00		-4.55	16.45
Borno	4570.00	5200.33	5563.64		6.99	21.74
Gombe	4660.00	4760.12	5660.00		18.90	21.46
Taraba	4630.00	5100.79	5200.00		1.95	12.31
Yobe	4315.50	5252.86	5104.29		-2.83	18.28
NORTH WEST	4616.66	5144.50	5145.97		0.03	11.47
Jigawa	4583.33	5686.88	5681.82		-0.09	23.97
Kaduna	4885.00	5403.23	4150.00		-23.19	-15.05
Kano	4666.67	5446.24	5411.11		-0.64	15.95
Katsina	4426.67	5117.55	5344.44		4.43	20.73
Kebbi	4590.67	4790.63	5240.00		9.38	14.14
Sokoto	4281.67	5125.33	5000.00		-2.45	16.78
Zamfara	4882.64	4441.67	5194.44		16.95	6.39
SOUTH EAST	4408.99	4155.59	5128.83		23.42	16.33
Abia	4218.15	4155.88	5039.29		21.26	19.47
Anambra	4183.14	4303.33	5366.67		24.71	28.29
Ebonyi	4678.57	4071.43	5125.00		25.88	9.54
Enugu	4119.23	4159.09	5027.50		20.88	22.05
Imo	4845.83	4088.24	5085.71		24.40	4.95
SOUTH SOUTH	4432.71	4909.67	5199.23		5.90	17.29
Akwa Ibom	4256.25	5238.89	5070.00		-3.22	19.12
Bayelsa	4666.67	5188.89	5270.00		1.56	12.93
Cross River	4663.33	5373.75	5375.00		0.02	15.26
Delta	4301.25	4294.44	5105.00		18.87	18.69
Edo	4498.75	4331.25	5264.29		21.54	17.02
Rivers	4210.00	5030.79	5111.11		1.60	21.40
SOUTH WEST	4531.37	5089.39	4805.05		-5.59	6.04
Ekiti	4413.54	4633.33	4872.89		5.17	10.41
Lagos	4860.56	5671.05	4866.09		-14.19	0.11
Ogun	4360.00	5500.55	4751.04		-13.63	8.97
Ondo	4398.33	4536.36	4800.40		5.82	9.14
Osun	4395.00	4569.23	4763.53		4.25	8.39
Oyo	4760.77	5625.79	4776.32		-15.10	0.33
Average	4588.75	4962.87	5139.25		3.55	12.00

12.5KG

Average of Jan-23 Average of Dec-23 Average of Jan-24 MoM YoY

	Average of Jan-23	Average of Dec-23	Average of Jan-24	MoM	YoY
NORTH CENTRAL	10359.44	11585.89	11304.08		
Abuja	10135.00	11625.46	12000.00	3.22	18.40
Benue	11260.67	10868.78	11000.00	1.21	-2.31
Kogi	10220.00	12720.83	12000.00	-5.67	17.42
Kwara	10400.00	11992.31	10000.00	-16.61	-3.85
Nasarawa	10019.17	12445.29	11700.00	-5.99	16.78
Niger	10237.50	10724.29	10400.00	-3.02	1.59
Plateau	10243.75	10724.29	12028.57	12.16	17.42
NORTH EAST	9832.38	11203.16	11561.11	3.20	17.58
Adamawa	9985.71	10967.50	10666.67	-2.74	6.82
Bauchi	9875.00	10700.13	10750.00	0.47	8.86
Borno	9888.57	11900.48	11500.00	-3.37	16.30
Gombe	9850.00	10450.16	12450.00	19.14	26.40
Taraba	9845.00	11200.48	12000.00	7.14	21.89
Yobe	9550.00	12000.21	12000.00	0.00	25.65
NORTH WEST	10171.61	11373.94	12224.93	7.48	20.19
Jigawa	9900.00	12909.86	12875.00	-0.27	30.05
Kaduna	10416.67	11501.54	9699.50	-15.67	-6.88
Kano	10116.67	10511.25	12537.50	19.28	23.93
Katsina	10099.89	11665.33	12537.50	7.48	24.14
Kebbi	10225.00	11575.63	12600.00	8.85	23.23
Sokoto	10485.71	11160.67	12600.00	12.90	20.16
Zamfara	9957.33	10293.33	12725.00	23.62	27.80
SOUTH EAST	10489.04	10632.14	11480.56	7.98	9.45
Abia	10431.92	11159.80	11817.31	5.89	13.28
Anambra	10662.50	10264.29	10498.00	2.28	-1.54
Ebonyi	10763.57	10142.86	11212.50	10.55	4.17
Enugu	10269.62	11442.86	12015.00	5.00	17.00
Imo	10317.57	10150.90	11860.00	16.84	14.95
SOUTH SOUTH	10507.65	12700.14	12602.47	-0.77	19.94
Akwa Ibom	10712.22	12025.43	12385.00	2.99	15.62
Bayelsa	10322.22	12833.33	12432.50	-3.12	20.44
Cross River	10833.33	13572.22	13040.00	-3.92	20.37
Delta	10595.63	13041.67	12637.50	-3.10	19.27
Edo	10240.00	13265.63	12453.13	-6.12	21.61
Rivers	10342.50	11462.56	12666.67	10.50	22.47
SOUTH WEST	10342.12	11429.45	11189.02	-2.10	8.19
Ekiti	10516.67	12556.67	11894.87	-5.27	13.10
Lagos	9877.50	10436.84	11020.23	5.59	11.57
Ogun	10648.08	11293.33	11134.82	-1.40	4.57
Ondo	10353.85	11809.09	10979.65	-7.02	6.04
Osun	10068.18	11992.31	11348.98	-5.36	12.72
Oyo	10588.46	10488.46	10755.58	2.55	1.58
Average	10277.17	11510.16	11735.72	1.96	14.19

CONTACT



National Bureau of Statistics

Head Office

No 1, Wole Olanipekun Street,
Formerly, Plot 762 Independence
Avenue
Off Constitution Avenue,
CBD, Abuja, F. C. T.

Mr. Ichedi S.J

Information Desk

Head, Communication & Public
Relations Department (C&PRD)
Phone: +2348037051701
sjchedi@nigerianstat.gov.ng

Moses Mathew

Statistical Information Officer

Phone: +2347069071157
matmoses@nigerianstat.gov.ng

Dr A.A. Ayo

Head Prices Division

Phone: +2348036082904
anthonyayo@nigerianstat.gov.ng



@nbs_nigeria



NBSNigeria



Nbs_nigeria

