



NATIONAL BUREAU OF STATISTICS

Transport Fare Watch

(JANUARY 2024)



Report Date: February 2024

Data Source: National Bureau of Statistics (NBS)

CONTENT

| | |
|--|----|
| Methodology | 3 |
| Executive Summary | 4 |
| Average Transport Fare Across States | |
| - States Bus Journey Within City, Per Drop Constant Route | 6 |
| - States Bus Journey Intercity, State Route, Charge per person | 7 |
| - Air Fare Charge for Specified Routes Single Journey | 8 |
| - Journey by Motorcycle (Okada) Per Drop | 9 |
| - Waterway Passenger Transport | 10 |
| Average Transport Fare by Categories - All Zones | |
| North Central..... | 11 |
| North East..... | 12 |
| North West..... | 13 |
| South East | 14 |
| South West | 15 |
| South-South..... | 16 |
| Appendix | 17 |
| Contact | 19 |

METHODOLOGY

Fieldwork is done solely by over 700 NBS Staff in all States of the federation supported by supervisors who are monitored by internal and external observers.

Prices are collected across all the 774 local governments across all States and the FCT from over 10,000 respondents and locations and reflect actual fare households state they actually paid for those services.

The average of all these fares is then reported for each state and the average for the country is the average for the state.

NBS audit team subsequently conducts randomly selected verification of fares recorded.

EXECUTIVE SUMMARY

Transport Fare Watch for January 2024 covers the following categories: bus journey within the city per drop constant route; bus journey intercity (state route) charge per person; air fare charge for specified routes single journey; journey by motorcycle (Okada) per drop; and water way passenger transport.

The average fare paid by commuters for bus journeys within the city per drop increased to 6.72% from N902.70 in December 2023 to N963.38 in January 2024. On a year-on year basis, it rose by 48.03% from N650.80 in January 2023.

In another category, the average fare paid by commuters for bus journey intercity per drop was N7,577.03 in January 2024, indicating an increase of 2.36% on a month-on-month basis compared to N7,402.16 in December 2023. On a year-on-year basis, the fare rose by 89.50% from N3,998.42 in January 2023.

In air travel, the average fare paid by air passengers for specified routes single journey was N89,975.68 in January 2024, showing an increase of 5.00% while compared to previous month (December 2023). On a year-on-year basis, the fare rose by 20.53% from N74,648.65 in January 2023.

The average transport fare paid on Okada transportation was N456.22 in January 2024 which increased by 8.69% when compared with the value recorded in December 2023 (N419.73). On a year-on-year basis, the fare declined by 2.15% when compared with January 2023 (N466.25).

For water transport (waterway passenger transportation), the average fare paid in January 2024 increased to N1,402.84 from N1,386.76 which indicates an increase of 1.16% on monthly basis. On a year-on-year basis, it increased by 35.82% from N1,032.84 in January 2023.

On state profile analysis, for intercity bus travel (state route charged per person fare), the highest fare was recorded in Anambra with N10,500.00, followed by Akwa-Ibom with N10,000.00. The least fare was recorded in Kwara with N5,900.00, followed by Taraba with N6,200.00. Taraba state recorded the highest bus journey within the city (per drop constant route) in January 2024 with N1,400.00 followed by Jigawa with N1,250.00. On the other hand, Abia recorded the least with N550.00, followed by Adamawa with N570.00. Similarly, Rivers recorded the highest air transport charges (for specified routes single journeys) with N100,500.00, followed by Lagos with N100,000.00. Conversely, Abia recorded the least fare with N73,000.00, followed by Plateau with N80,000.00. Also, Lagos State had the highest motorcycle transport fare in January 2024 with N840.00, followed by Ondo with N750.00. The least fare was recorded in Anambra with N230.00, while Bayelsa followed with N250.00. Similarly, water transport fare was highest in Bayelsa with N4,700.00, followed by Delta with N4,200.00, while the least fare was recorded in Borno with N450.00, followed by Gombe with N550.00.

For Analysis by zone in January 2024, transport fares of bus journeys within the city recorded the highest in the South-South with N1,015.83, followed by the North-East with N996.67, while the South-East recorded the least with N900.00.

In terms of bus journey intercity, the South-South had the highest fare with N8,283.33 followed by the South-East with N8,040.00, while North-Central recorded the least with N7,121.43.

Air transportation in January 2024, the South-West recorded the highest fare with N94,683.33, followed by the South-South with N91,666.67. while the North-Central had the least with N84,500.00.

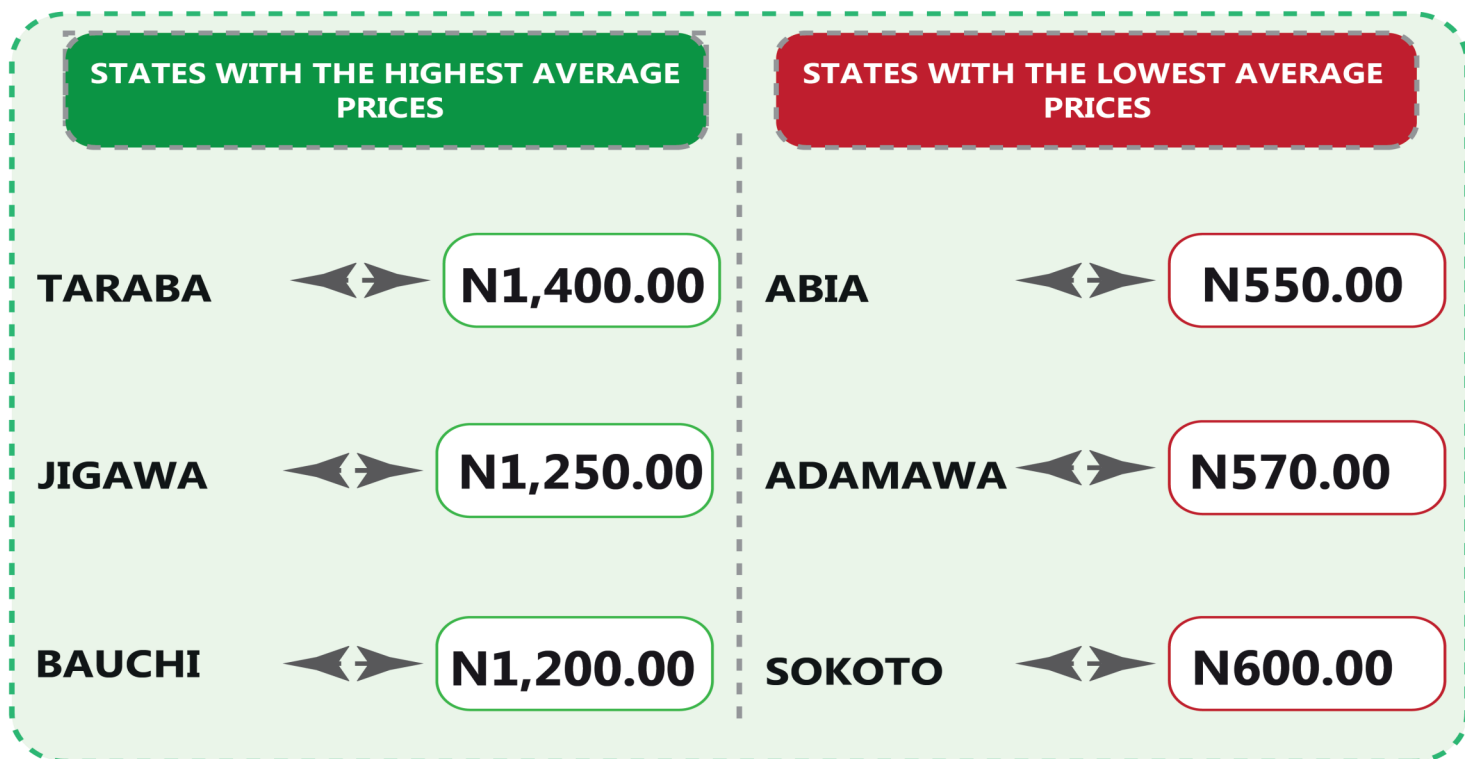
Also, commuters on a motorcycle (Okada) paid the highest fare in the South-West with N527.50 and North-East with N491.67, while the North-West recorded the least with N392.14.

The South -South zone had the highest fare on water transport with N3,583.33, followed by the South-West with N1,375.00, while the North-East had the least with N776.67.

TRANSPORT FARE WATCH - JANUARY 2024

Average Transport Fare Across States

-Bus Journey Within City , Per Drop Constant Route



TRANSPORT FARE WATCH - JANUARY 2024

Average Transport Fare Across States

-Bus Journey Intercity, State Route, Charge Per Person



YoY = 89.50%

N3,998.42

JANUARY 2023



N7,577.03

JANUARY 2024



MoM = 2.36%

N7,402.16

DECEMBER 2023

STATES WITH THE HIGHEST AVERAGE PRICES

ANAMBRA ↔ **N10,500.00**

AKWAIBOM ↔ **N10,000.00**

ABIA/BAYELSA/
CROSS RIVER/
GOMBE ↔ **N8,700.00**

STATES WITH THE LOWEST AVERAGE PRICES

KWARA ↔ **N5,900.00**

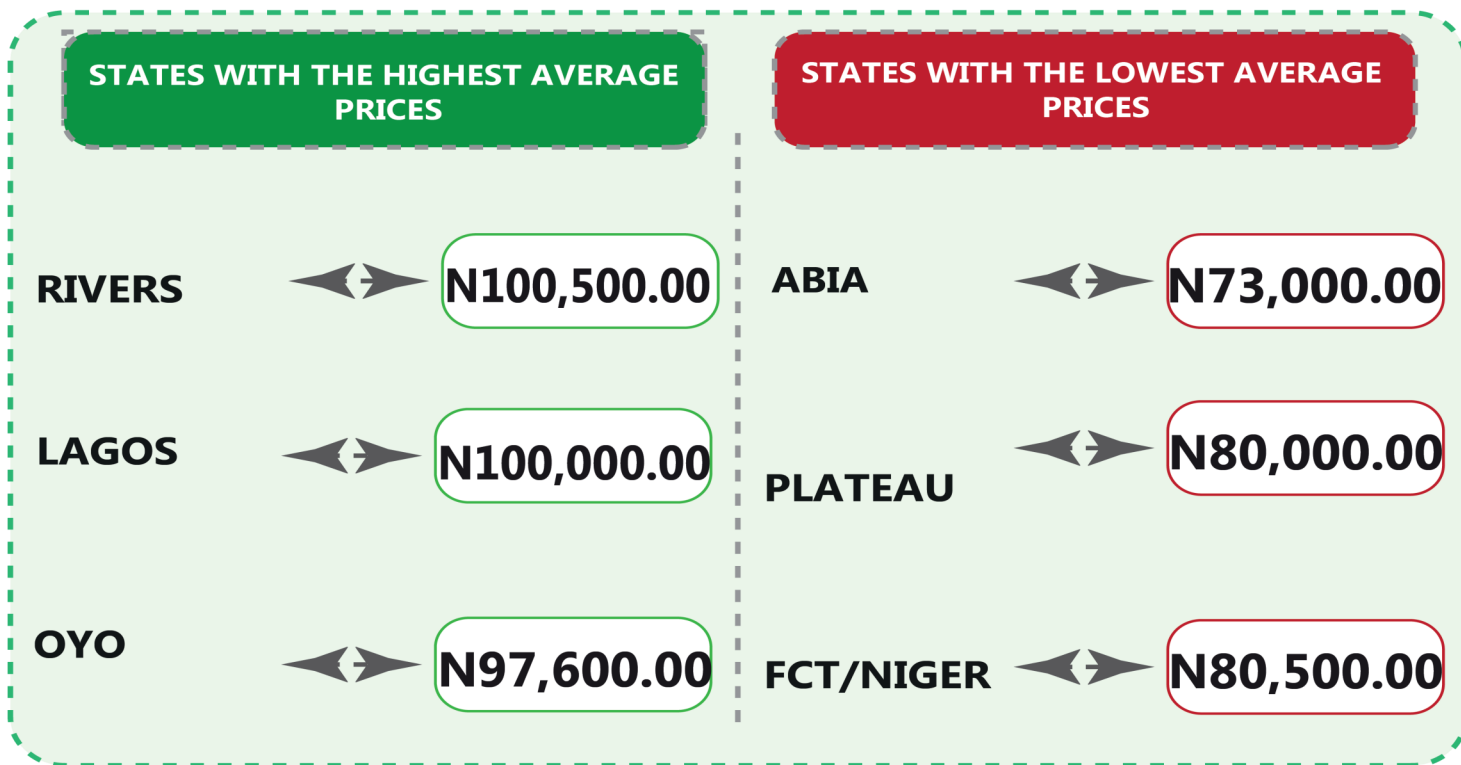
TARABA ↔ **N6,200.00**

EBONYI ↔ **N6,500.00**

TRANSPORT FARE WATCH - JANUARY 2024

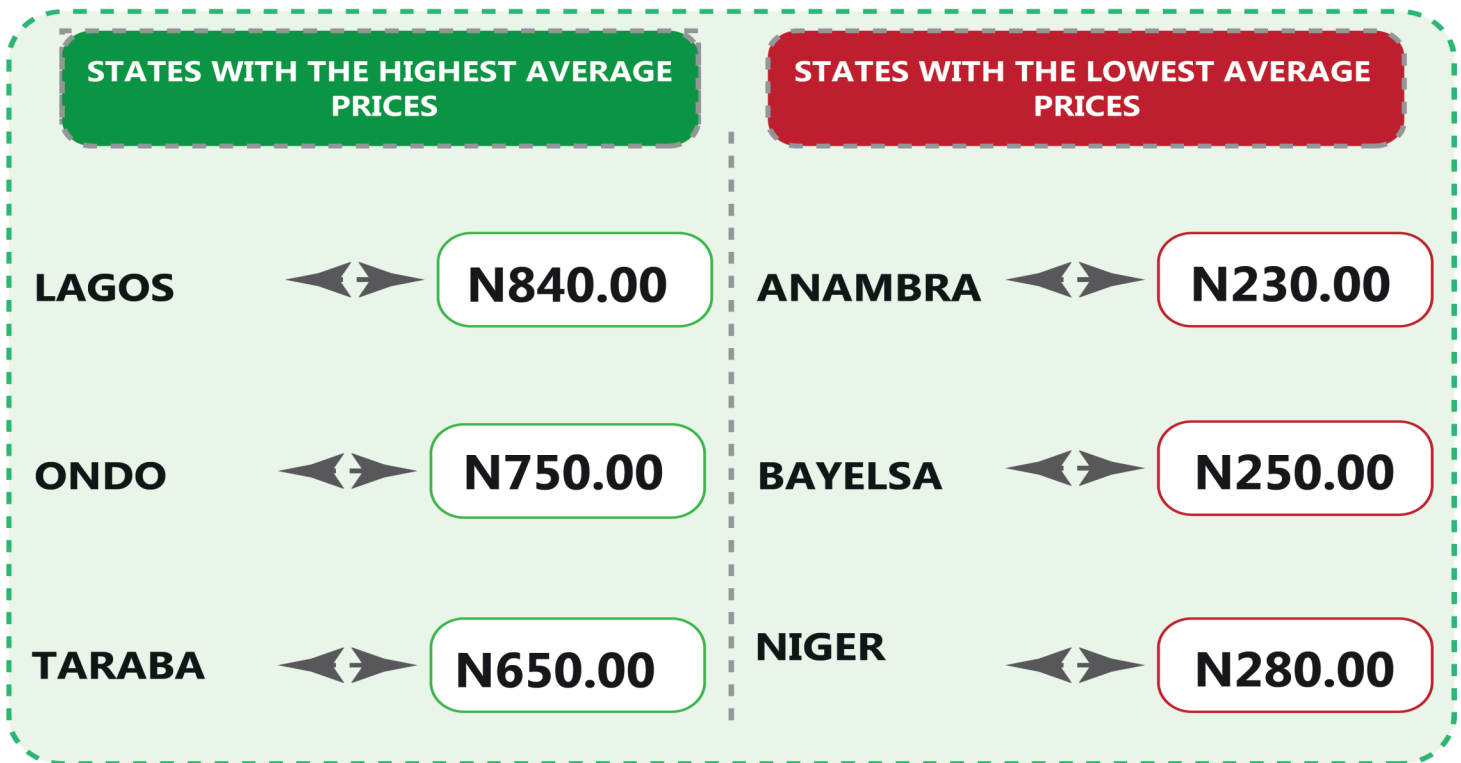

Average Transport Fare Across States

-Air Fare Charge For Specified Routes Single Journey



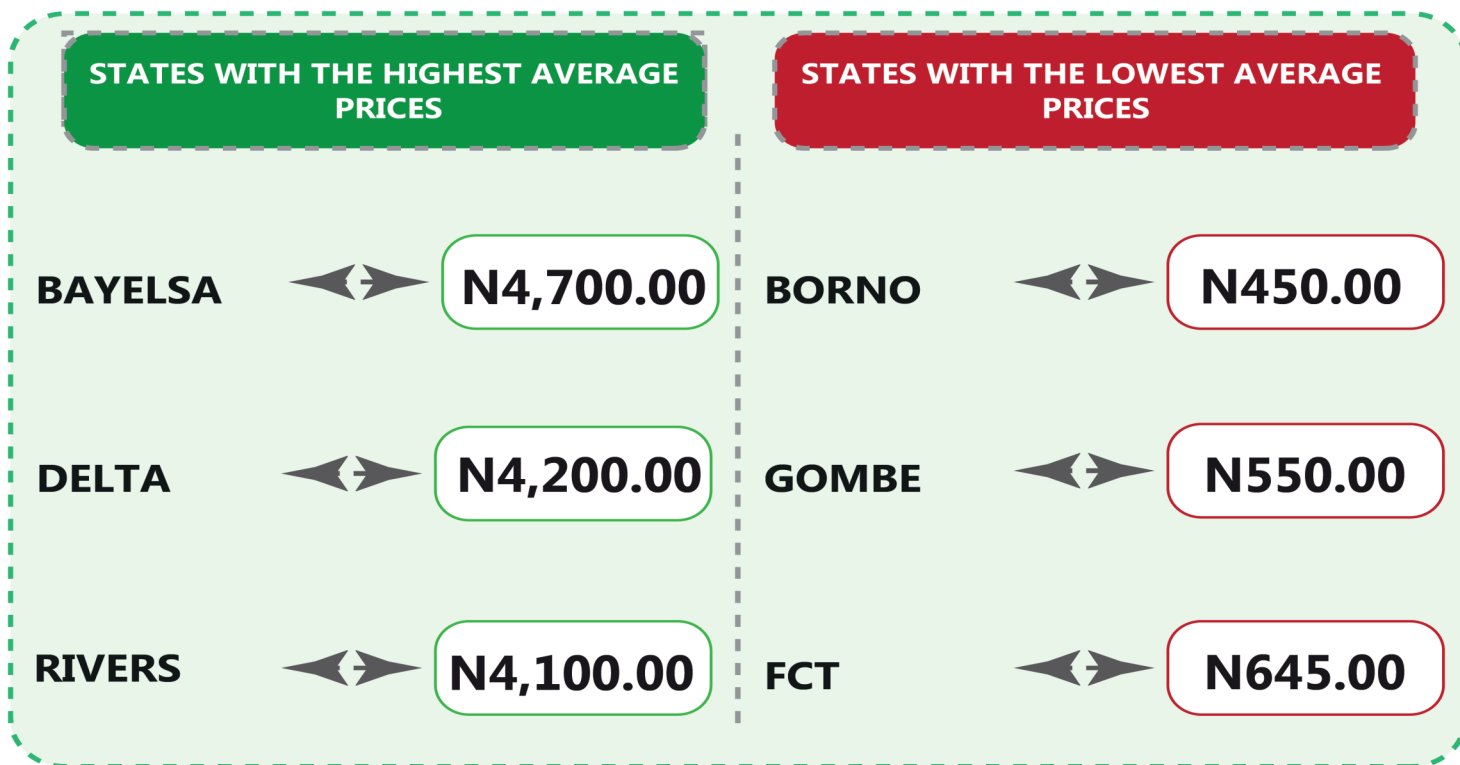
TRANSPORT FARE WATCH - JANUARY 2024

Average Transport Fare Across States
-Journey by Motorcycle (Okada) Per Drop



TRANSPORT FARE WATCH - JANUARY 2024

Average Transport Fare Across States
-Waterway Passenger Transport



TRANSPORT FARE WATCH - JANUARY 2024

Average Transport Fare by Categories
NORTH CENTRAL



BUS JOURNEY WITHIN CITY, PER DROP CONSTANT ROUTE



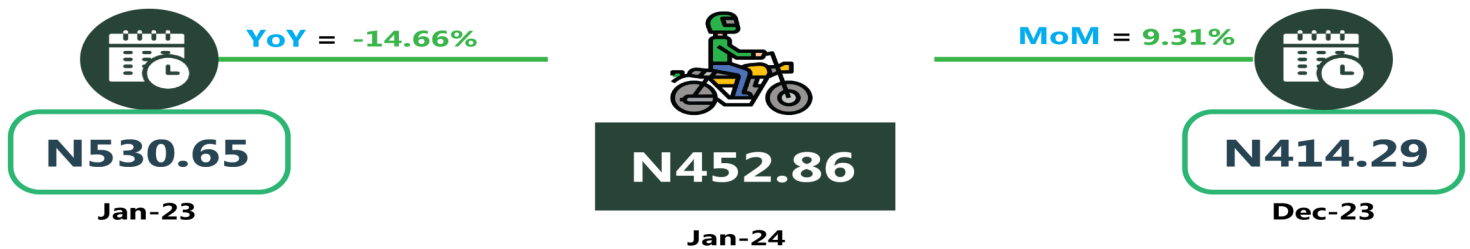
BUS JOURNEY INTERCITY, STATE ROUTE, CHARGE PER PERSON



AIR FARE CHARGE FOR SPECIFIED ROUTES SINGLE JOURNEY



JOURNEY BY MOTORCYCLE (OKADA) PER DROP



WATER TRANSPORT: WATER WAY PASSENGER TRANSPORTATION



TRANSPORT FARE WATCH - JANUARY 2024

Average Transport Fare by Categories
NORTH EAST



BUS JOURNEY WITHIN CITY, PER DROP CONSTANT ROUTE



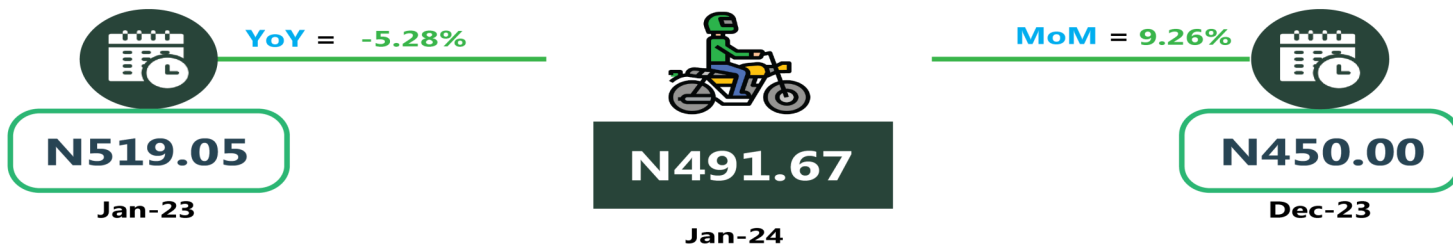
BUS JOURNEY INTERCITY, STATE ROUTE, CHARGE PER PERSON



AIR FARE CHARGE FOR SPECIFIED ROUTES SINGLE JOURNEY



JOURNEY BY MOTORCYCLE (OKADA) PER DROP



WATER TRANSPORT: WATER WAY PASSENGER TRANSPORTATION



TRANSPORT FARE WATCH - JANUARY 2024

Average Transport Fare by Categories NORTH WEST



BUS JOURNEY WITHIN CITY, PER DROP CONSTANT ROUTE



BUS JOURNEY INTERCITY, STATE ROUTE, CHARGE PER PERSON



AIR FARE CHARGE FOR SPECIFIED ROUTES SINGLE JOURNEY



JOURNEY BY MOTORCYCLE (OKADA) PER DROP



WATER TRANSPORT: WATER WAY PASSENGER TRANSPORTATION



TRANSPORT FARE WATCH - JANUARY 2024

Average Transport Fare by Categories
SOUTH EAST



BUS JOURNEY WITHIN CITY, PER DROP CONSTANT ROUTE



BUS JOURNEY INTERCITY, STATE ROUTE, CHARGE PER PERSON



AIR FARE CHARGE FOR SPECIFIED ROUTES SINGLE JOURNEY



JOURNEY BY MOTORCYCLE (OKADA) PER DROP



WATER TRANSPORT: WATER WAY PASSENGER TRANSPORTATION



TRANSPORT FARE WATCH - JANUARY 2024

Average Transport Fare by Categories SOUTH WEST



BUS JOURNEY WITHIN CITY, PER DROP CONSTANT ROUTE



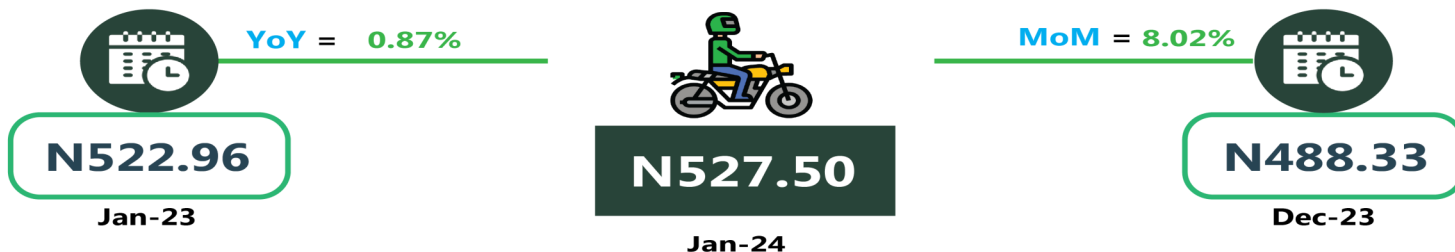
BUS JOURNEY INTERCITY, STATE ROUTE, CHARGE PER PERSON



AIR FARE CHARGE FOR SPECIFIED ROUTES SINGLE JOURNEY



JOURNEY BY MOTORCYCLE (OKADA) PER DROP



WATER TRANSPORT: WATER WAY PASSENGER TRANSPORTATION



TRANSPORT FARE WATCH - JANUARY 2024

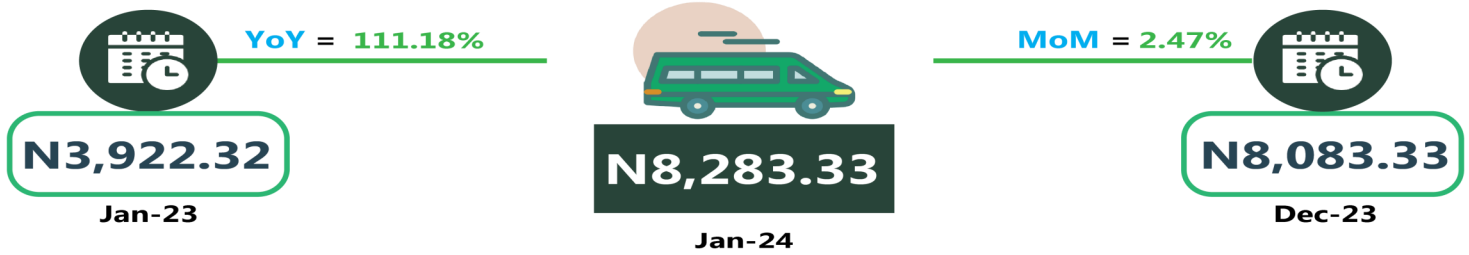
Average Transport Fare by Categories
SOUTH SOUTH



BUS JOURNEY WITHIN CITY, PER DROP CONSTANT ROUTE



BUS JOURNEY INTERCITY, STATE ROUTE, CHARGE PER PERSON



AIR FARE CHARGE FOR SPECIFIED ROUTES SINGLE JOURNEY



JOURNEY BY MOTORCYCLE (OKADA) PER DROP



WATER TRANSPORT: WATER WAY PASSENGER TRANSPORTATION



APPENDIX

| Zone | Average of Jan-23 | Average of Dec-23 | Average of Jan-24 | MoM | YoY |
|---|-------------------|-------------------|-------------------|-------------|--------------|
| Air fare charg.for specified routes single journey | 74,648.65 | 85,692.12 | 89,975.68 | 5.00 | 20.53 |
| NORTH CENTRAL | 72,371.43 | 82,157.14 | 84,500.00 | 2.85 | 16.76 |
| NORTH EAST | 76,366.67 | 86,750.00 | 90,916.67 | 4.80 | 19.05 |
| NORTH WEST | 74,657.14 | 85,357.14 | 90,928.57 | 6.53 | 21.79 |
| SOUTH EAST | 75,540.00 | 84,800.00 | 87,500.00 | 3.18 | 15.83 |
| SOUTH SOUTH | 75,266.67 | 88,918.06 | 91,666.67 | 3.09 | 21.79 |
| SOUTH WEST | 74,216.67 | 86,666.67 | 94,683.33 | 9.25 | 27.58 |
| Bus journey intercity, state route, charg. per per | 3,998.42 | 7,402.16 | 7,577.03 | 2.36 | 89.50 |
| NORTH CENTRAL | 3,902.51 | 7,011.43 | 7,121.43 | 1.57 | 82.48 |
| NORTH EAST | 4,145.40 | 7,383.33 | 7,500.00 | 1.58 | 80.92 |
| NORTH WEST | 3,820.10 | 7,142.86 | 7,300.00 | 2.20 | 91.09 |
| SOUTH EAST | 3,986.28 | 7,800.00 | 8,040.00 | 3.08 | 101.69 |
| SOUTH SOUTH | 3,922.32 | 8,083.33 | 8,283.33 | 2.47 | 111.18 |
| SOUTH WEST | 4,257.57 | 7,166.67 | 7,416.67 | 3.49 | 74.20 |
| Bus journey within city , per drop constant rou | 650.80 | 902.70 | 963.38 | 6.72 | 48.03 |
| NORTH CENTRAL | 643.49 | 892.86 | 962.86 | 7.84 | 49.63 |
| NORTH EAST | 702.95 | 925.00 | 996.67 | 7.75 | 41.78 |
| NORTH WEST | 653.85 | 907.14 | 957.14 | 5.51 | 46.39 |
| SOUTH EAST | 618.35 | 840.00 | 900.00 | 7.14 | 45.55 |
| SOUTH SOUTH | 662.41 | 950.00 | 1,015.83 | 6.93 | 53.35 |
| SOUTH WEST | 619.03 | 891.67 | 938.33 | 5.23 | 51.58 |
| Journey by motorcycle (okada) per drop | 466.25 | 419.73 | 456.22 | 8.69 | 2.15 |
| NORTH CENTRAL | 530.65 | 414.29 | 452.86 | 9.31 | 14.66 |
| NORTH EAST | 519.05 | 450.00 | 491.67 | 9.26 | 5.28 |
| NORTH WEST | 335.68 | 357.14 | 392.14 | 9.80 | 16.82 |
| SOUTH EAST | 484.08 | 430.00 | 454.00 | 5.58 | 6.21 |
| SOUTH SOUTH | 419.06 | 391.67 | 430.00 | 9.79 | 2.61 |
| SOUTH WEST | 522.96 | 488.33 | 527.50 | 8.02 | 0.87 |
| Water transport : water way passenger transportat | 1,032.84 | 1,386.76 | 1,402.84 | 1.16 | 35.82 |
| NORTH CENTRAL | 769.51 | 1,007.14 | 1,013.57 | 0.64 | 31.72 |
| NORTH EAST | 659.96 | 780.00 | 776.67 | 0.43 | 17.68 |
| NORTH WEST | 724.04 | 814.29 | 821.43 | 0.88 | 13.45 |
| SOUTH EAST | 709.01 | 926.00 | 930.00 | 0.43 | 31.17 |
| SOUTH SOUTH | 2,425.83 | 3,500.00 | 3,583.33 | 2.38 | 47.72 |
| SOUTH WEST | 950.08 | 1,375.00 | 1,375.00 | - | 44.72 |

| State | Air fare charg.for speci-fied routes single jour-neey | Bus journey intercity, state route, charg. per per | Bus journey within city , per drop constant rou | Journey by motor-cycle (okada) per drop | Water transport : water way passen-ger transportat |
|--------------------|---|--|---|---|--|
| ABIA | 73,000.00 | 8,700.00 | 550.00 | 430.00 | 700.00 |
| ABUJA | 80,500.00 | 8,400.00 | 1,150.00 | 540.00 | 645.00 |
| ADAMAWA | 85,000.00 | 8,650.00 | 570.00 | 370.00 | 1,280.00 |
| AKWA IBOM | 94,500.00 | 10,000.00 | 1,100.00 | 380.00 | 2,250.00 |
| ANAMBRA | 90,500.00 | 10,500.00 | 1,100.00 | 230.00 | 850.00 |
| BAUCHI | 90,000.00 | 6,550.00 | 1,200.00 | 480.00 | 980.00 |
| BAYELSA | 89,000.00 | 8,700.00 | 945.00 | 250.00 | 4,700.00 |
| BENUE | 87,000.00 | 6,600.00 | 840.00 | 530.00 | 1,000.00 |
| BORNO | 95,000.00 | 7,000.00 | 860.00 | 420.00 | 450.00 |
| CROSS RIVER | 90,000.00 | 8,700.00 | 900.00 | 550.00 | 3,050.00 |
| DELTA | 90,500.00 | 8,400.00 | 1,000.00 | 550.00 | 4,200.00 |
| EBONYI | 88,000.00 | 6,500.00 | 800.00 | 630.00 | 1,150.00 |
| EDO | 85,500.00 | 6,700.00 | 1,100.00 | 300.00 | 3,200.00 |
| EKITI | 87,000.00 | 7,500.00 | 890.00 | 340.00 | 950.00 |
| ENUGU | 96,000.00 | 7,500.00 | 1,050.00 | 380.00 | 1,000.00 |
| GOMBE | 90,500.00 | 8,700.00 | 1,100.00 | 480.00 | 550.00 |
| IMO | 90,000.00 | 7,000.00 | 1,000.00 | 600.00 | 950.00 |
| JIGAWA | 85,000.00 | 7,000.00 | 1,250.00 | 385.00 | 900.00 |
| KADUNA | 90,000.00 | 7,200.00 | 1,050.00 | 500.00 | 850.00 |
| KANO | 95,500.00 | 7,550.00 | 750.00 | 480.00 | 800.00 |
| KATSINA | 96,000.00 | 7,100.00 | 1,100.00 | 300.00 | 900.00 |
| KEBBI | 90,000.00 | 7,100.00 | 900.00 | 350.00 | 700.00 |
| KOGI | 88,000.00 | 7,500.00 | 870.00 | 450.00 | 1,500.00 |
| KWARA | 90,500.00 | 5,900.00 | 960.00 | 450.00 | 1,350.00 |
| LAGOS | 100,000.00 | 7,700.00 | 1,050.00 | 840.00 | 1,650.00 |
| NASARAWA | 85,000.00 | 6,800.00 | 900.00 | 450.00 | 850.00 |
| NIGER | 80,500.00 | 7,550.00 | 870.00 | 280.00 | 800.00 |
| OGUN | 97,000.00 | 6,850.00 | 890.00 | 350.00 | 2,200.00 |
| ONDO | 90,000.00 | 6,700.00 | 1,050.00 | 750.00 | 1,500.00 |
| OSUN | 96,500.00 | 7,550.00 | 900.00 | 385.00 | 1,000.00 |
| OYO | 97,600.00 | 8,200.00 | 850.00 | 500.00 | 950.00 |
| PLATEAU | 80,000.00 | 7,100.00 | 1,150.00 | 470.00 | 950.00 |
| RIVERS | 100,500.00 | 7,200.00 | 1,050.00 | 550.00 | 4,100.00 |
| SOKOTO | 90,000.00 | 7,650.00 | 600.00 | 350.00 | 900.00 |
| TARABA | 90,000.00 | 6,200.00 | 1,400.00 | 650.00 | 700.00 |
| YOBE | 95,000.00 | 7,900.00 | 850.00 | 550.00 | 700.00 |
| ZAMFARA | 90,000.00 | 7,500.00 | 1,050.00 | 380.00 | 700.00 |
| Grand Total | 89,975.68 | 7,577.03 | 963.38 | 456.22 | 1,402.84 |

CONTACT



National Bureau of Statistics

Head Office

No 1, Wole Olanipekun Street,
Formerly, Plot 762 Independence
Avenue
Off Constitution Avenue,
CBD, Abuja, F. C. T.

Mr. Ichedi S.J

Information Desk

Head, Communication & Public
Relations Department (C&PRD)
Phone: +2348037051701
sjchedi@nigerianstat.gov.ng

Moses Mathew

Statistical Information Officer

Phone: +2347069071157
matmoses@nigerianstat.gov.ng

Dr A.A. Ayo

Head Prices Division

Phone: +2348036082904
anthonyayo@nigerianstat.gov.ng



@nbs_nigeria



NBSNigeria



nbs_nigeria

