



NATIONAL BUREAU OF STATISTICS

Telecoms Data: Active Voice and Internet, Porting and Tariff Information

(Q4 2023)

Report Date: February 2024

Data Source: National Bureau of Statistics (NBS)



CONTENT

Methodology	3
Key Highlights	4
Active Voice/Internet Subscription by Operator	5
Porting Activities By Network	7
Active Voice Subscription by Zone	8
Active Internet Subscription by Zone	9
Appendix	10
Contact	13



METHODOLOGY

Data is provided by the Nigerian Communications Commission (NCC) and verified and validated by the National Bureau of Statistics (NBS)



KEY HIGHLIGHTS

- ◆ The total number of active voice subscribers was 224,713,710 in Q4 2023 from 222,571,568 recorded in the corresponding quarter of 2022, indicating a growth rate of 0.96%. On a quarter-on-quarter basis, this rose by 1.32%.
- ◆ Also, in Q4 2023, the total number of active internet subscribers stood at 163,838,439 from 154,847,901 reported in Q4 2022, showing an increase of 5.81%. On a quarter-on-quarter basis, this grew by 2.29%.
- ◆ On state profile analysis, Lagos state had the highest number of active voice subscribers in Q4 2023 with 26,739,346, followed by Ogun with 13,070,779 and Kano with 12,325,633. On the other hand, Bayelsa still recorded the least with 1,557,786, followed by Zamfara and Gombe with 2,772,424 and 2,785,030 respectively.
- ◆ Similarly, Lagos state had the highest number of active internet subscribers in Q4 2023 with 18,927,446, followed by Ogun with 9,570,463 and Kano with 9,031,581. Likewise, Bayelsa recorded the least active internet subscriber with 1,193,525, followed by Zamfara and Gombe with 1,959,252 and 2,100,073 respectively. However, MTN maintains its status as the telecommunication service providers with highest share of subscriptions in Q4 2023.

TELECOMS DATA – Q4 2023

ACTIVE VOICE/INTERNET SUBSCRIPTION BY OPERATOR



PROVIDER

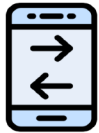
Active Voice (Value)	PROVIDER	Active Internet (Value)
87,038,768	MTN 	70,659,889
61,604,576	GLO 	43,998,101
61,834,105	AIRTEL 	45,064,857
13,935,482	EMTS(9mobile) 	3,630,796
956	IPNX 	14,628
7,483	MTN FIXED 	2,863
85,567	21ST CENT 	2,259
2,681	GLO FIXED 	----
188,376	SMILE 	246,199
432	NTEL 	3,617
10,264	INQ 	1,354
5,020	BIG PICTURE 	----
	ISP 	213,876
224,713,710	TOTAL	163,838,439

TELECOMS DATA – Q4 2023

ACTIVE SUBSCRIBERS FOR DATA (INTERNET) SERVICES BY OPERATOR



Mobile (GSM)



161,476,682

Mobile (CDMA)



-

Fixed Wired



20,566

VOIP



354,909

ISP (Wired/Wireless)



204,612

TOTAL

162,060,769

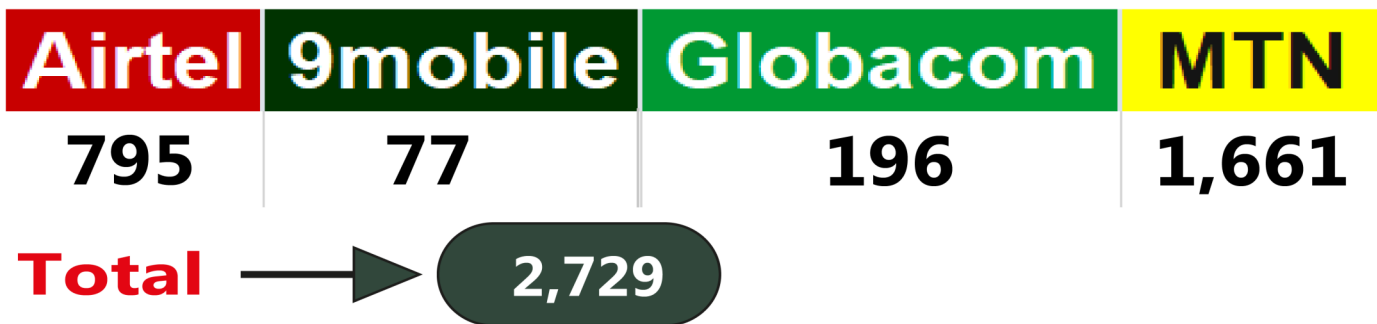
TELECOMS DATA – Q4 2023

PORTING ACTIVITIES

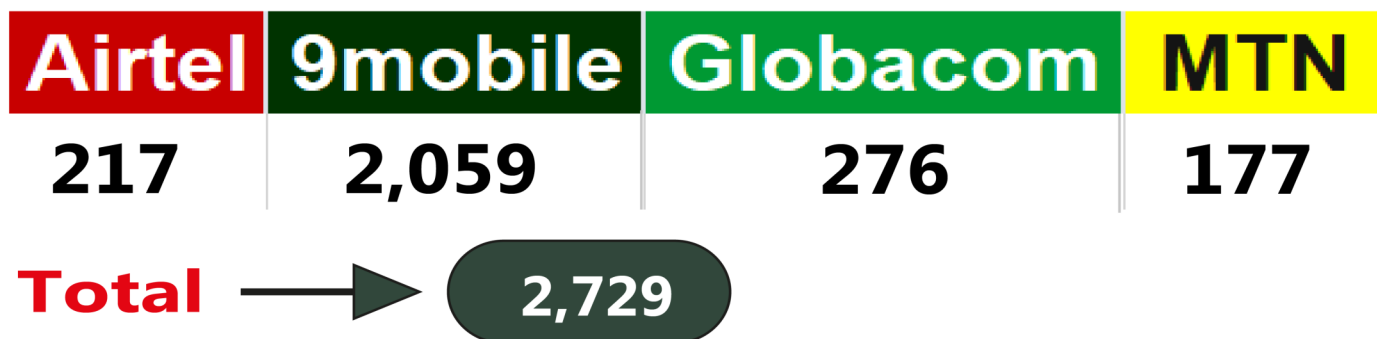


Porting Activities By Network

Ported-In



Ported-Out



TELECOMS DATA – Q4 2023

ACTIVE VOICE SUBSCRIPTION PER ZONE



39,493,190

NORTH CENTRAL

40,978,174

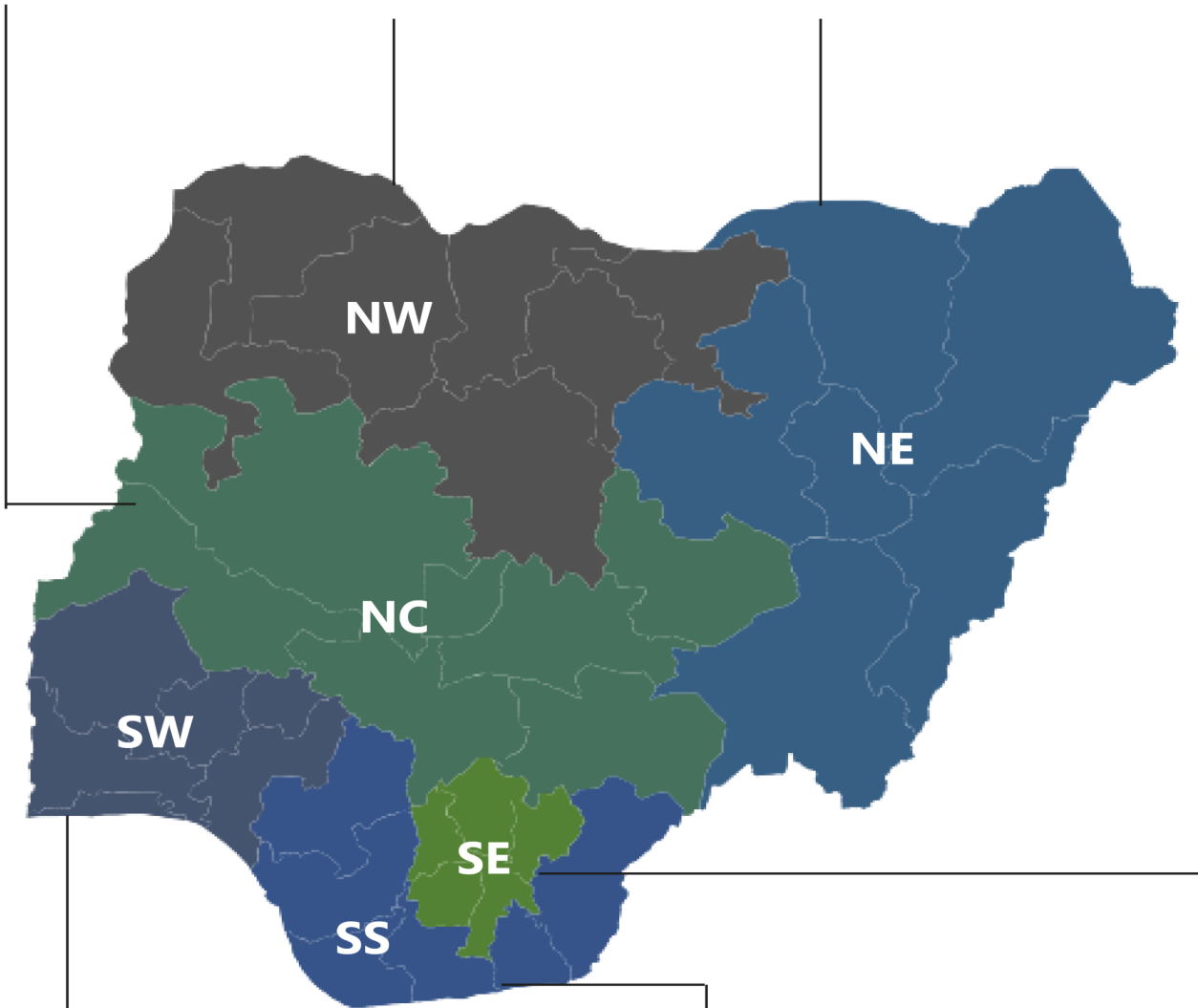
NORTH WEST

27,402,924

NORTH EAST

22,758,167

SOUTH EAST



67,281,473

SOUTH WEST

26,799,782

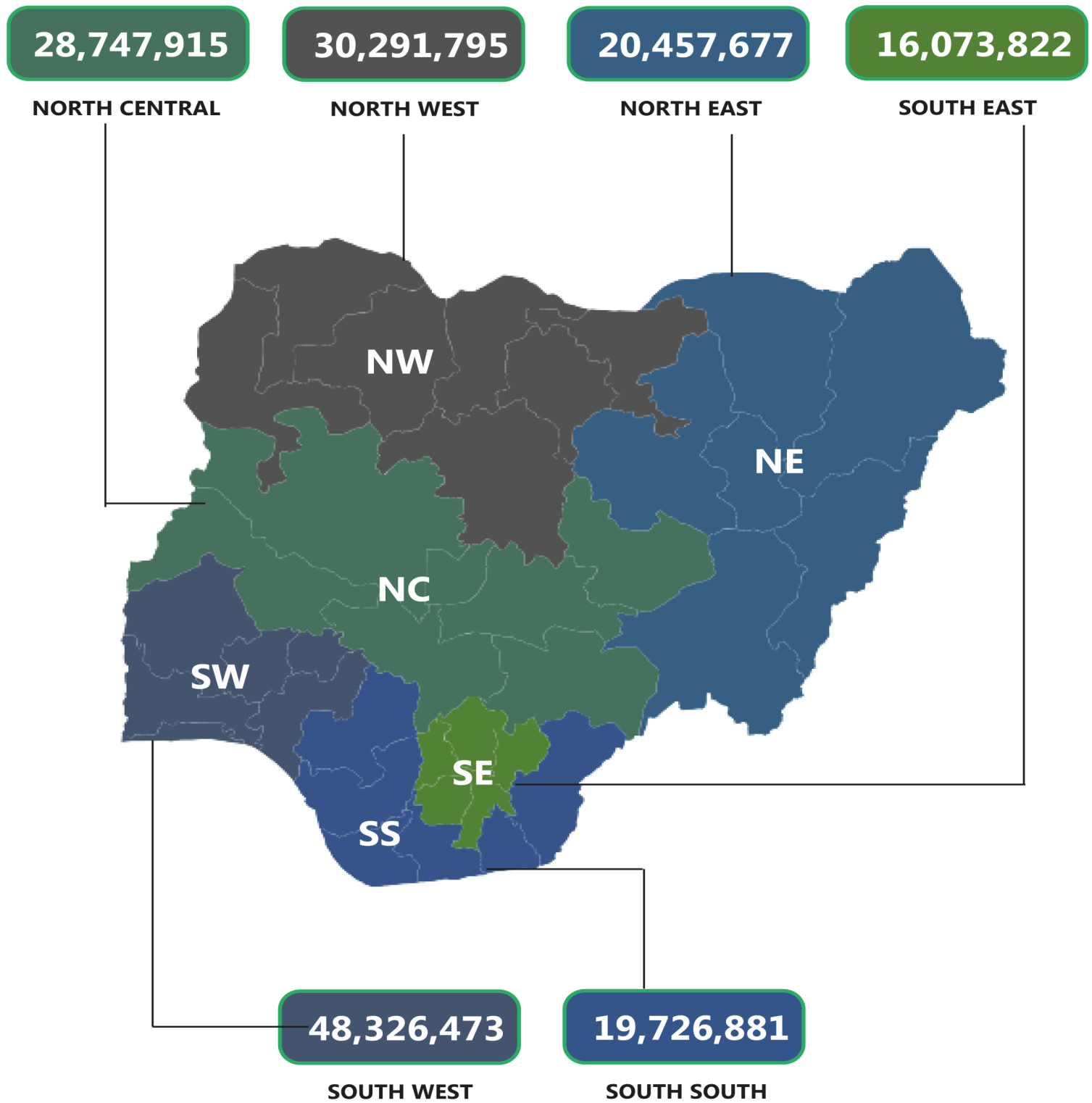
SOUTH SOUTH



NATIONAL BUREAU OF STATISTICS

TELECOMS DATA – Q4 2023

ACTIVE INTERNET SUBSCRIPTION PER ZONE



APPENDIX

ACTIVE VOICE SUBSCRIPTIONS PER STATE AS AT DECEMBER, 2023

STATES	Total Number of Active Voice Subscriptions Per State												Sub Total
	Mobile (GSM)				IPNX	MTN FIXED	21ST CENT	GLO FIXED	SMILE	INQ	NTEL	BIG PICTURE	
	MTN	GLO	AIRTEL	EMTS									
ABIA	1,943,328	716,277	1,020,334	311,674	-	-	-	-	-	-	-	-	3,991,613
ADAMAWA	1,686,805	3,937,811	1,575,900	162,042	-	-	-	-	-	-	-	-	7,362,558
AKWA IBOM	1,578,849	621,204	1,325,222	260,486	-	-	-	-	-	-	-	-	3,785,761
ANAMBRA	3,091,099	742,831	1,515,273	383,669	-	-	-	-	7,231	-	-	-	5,740,103
BAUCHI	2,082,005	1,113,480	1,734,358	189,971	-	-	-	-	-	-	-	-	5,119,814
BAYELSA	620,245	518,094	367,008	52,439	-	-	-	-	-	-	-	-	1,557,786
BENUE	1,563,772	572,763	1,596,752	269,081	-	-	-	-	-	-	-	-	4,002,368
BORNO	1,354,713	2,379,748	2,100,220	134,095	-	-	-	-	-	-	-	-	5,968,776
CROSS RIVER	1,233,235	572,486	852,449	214,282	-	1	-	-	-	-	-	-	2,872,453
DELTA	3,186,573	615,662	2,016,934	233,126	-	-	-	-	5,334	-	-	-	6,057,629
EBONYI	836,752	2,934,561	680,732	61,461	-	-	-	-	-	-	-	-	4,513,506
EDO	2,642,861	343,076	1,427,230	262,197	-	-	-	3	8,240	-	-	-	4,683,607
EKITI	1,188,150	3,941,623	385,548	22,899	-	-	-	-	-	-	-	-	5,538,220
ENUGU	1,996,088	370,002	1,042,815	255,291	-	-	-	-	-	-	-	-	3,664,196
FCT	3,545,655	1,393,212.00	2,169,213	906,825	191	3,590	559	285	22,739	476	129	-	8,042,874
GOMBE	1,216,950	491,766	956,408	119,906	-	-	-	-	-	-	-	-	2,785,030
IMO	2,514,171	1,014,726	1,053,148	266,704	-	-	-	-	-	-	-	-	4,848,749
JIGAWA	1,433,584	201,297	1,282,195	133,689	-	-	-	-	-	-	-	-	3,050,765
KADUNA	3,543,538	2,331,767	3,284,298	682,976	-	-	-	-	45,728	-	-	-	9,888,307
KANO	5,401,934	956,623	4,731,968	1,226,020	3	2	-	1	9,082	-	-	-	12,325,633
KATSINA	2,605,274	1,349,315	1,904,536	209,804	-	-	-	-	-	-	-	-	6,068,929
KEBBI	1,448,541	787,503	952,600	118,422	-	-	-	-	-	-	-	-	3,307,066
KOGI	1,429,369	2,712,291	667,741	111,945	-	-	-	-	-	-	-	-	4,921,346
KWARA	2,108,151	1,857,762	1,206,076	236,978	-	-	-	-	-	-	-	-	5,408,967
LAGOS	9,023,276	6,952,084	7,187,266	3,427,879	715	3,415	84,817	2,391	43,082	9,175	226	5,020	26,739,346
NASARAWA	1,677,983	1,454,027	1,357,513	312,764	-	-	-	-	-	-	4	-	4,802,291
NIGER	2,528,014	3,254,242	1,762,165	407,194	-	-	-	-	-	-	2	-	7,951,617
OGUN	4,806,838	3,741,433	3,707,413	815,086	-	-	-	-	-	-	9	-	13,070,779
ONDO	2,107,087	2,099,340	795,789	58,384	-	-	-	-	-	-	-	-	5,060,600
OSUN	2,368,569	1,859,196	1,040,608	89,486	-	-	-	-	-	-	-	-	5,357,859
OYO	3,515,098	4,710,425	2,767,307	490,063	4	2	-	-	31,770	-	-	-	11,514,669
PLATEAU	1,906,230	1,079,556	1,180,567	197,374	-	-	-	-	-	-	-	-	4,363,727
RIVERS	3,392,895	1,997,101	1,714,411	721,586	43	473	191	1	15,170	613	62	-	7,842,546
SOKOTO	1,601,944	737,578	885,937	339,591	-	-	-	-	-	-	-	-	3,565,050
TARABA	1,434,722	472,390	1,328,102	115,642	-	-	-	-	-	-	-	-	3,350,856
YOBE	1,228,822	213,140	1,345,601	28,327	-	-	-	-	-	-	-	-	2,815,890
ZAMFARA	1,195,648	558,184	912,468	106,124	-	-	-	-	-	-	-	-	2,772,424
OTHERS (Undefined)	-	-	-	-	-	-	-	-	-	-	-	-	-
TOTAL	87,038,768	61,604,576	61,834,105	13,935,482	956	7,483	85,567	2,681	188,376	10,264	432	5,020	224,713,710

ACTIVE INTERNET SUBSCRIPTIONS PER STATE AS AT DECEMBER, 2023

STATES	Total Number of Active Internet Subscriptions Per State											Sub Total
	Mobile (GSM)							VOIP			ISP	
	MTN	GLO	AIRTEL	EMTS	IPNX	MTN FIXED	INQ	21ST CENT	SMILE	NTEL		
ABIA	1,539,022	496,958	726,930	74,308	-	-	9	-	-	-		2,837,227
ADAMAWA	1,350,107	2,814,220	1,239,235	24,412	-	-	1	-	-	-		5,427,975
AKWA IBOM	1,264,874	513,926	1,029,787	51,806	-	-	36	-	-	-		2,860,429
ANAMBRA	2,470,339	531,163	1,011,965	89,095	-	-	7	-	9,223	-		4,111,792
BAUCHI	1,650,088	784,298	1,360,301	19,218	-	-	6	-	-	-		3,813,911
BAYELSA	518,933	413,984	257,941	2,664	-	-	3	-	-	-		1,193,525
BENUE	1,225,712	404,358	1,266,221	21,938	-	-	4	-	-	-		2,918,233
BORNO	1,076,667	1,700,361	1,595,627	27,241	-	-	8	-	-	-		4,399,904
CROSS RIVER	1,003,703	458,062	657,515	51,339	-	-	15	-	-	-		2,170,634
DELTA	2,624,634	462,129	1,290,907	40,602	-	239	22	-	8,203	-		4,426,736
EBONYI	636,038	1,956,363	497,300	4,628	-	-	-	-	-	-		3,094,329
EDO	2,166,457	247,546	956,920	66,627	-	-	26	-	13,106	-		3,450,682
EKITI	979,734	2,687,566	254,317	1,749	-	-	-	-	-	-		3,923,366
ENUGU	1,576,986	272,360	694,802	58,498	-	-	19	-	-	-		2,602,665
FCT	3,020,730	932,189	1,547,978	307,880	3,212	789	205	54	29,680	1,279		5,843,996
GOMBE	955,897	377,954	742,566	23,651	-	-	5	-	-	-		2,100,073
IMO	1,980,534	680,011	717,844	49,412	-	-	8	-	-	-		3,427,809
JIGAWA	1,121,529	167,492	999,904	11,602	-	-	-	-	-	-		2,300,527
KADUNA	2,920,804	1,736,424	2,564,673	164,552	-	110	19	-	49,269	-		7,435,851
KANO	4,409,934	883,450	3,509,181	219,270	-	-	54	-	9,692	-		9,031,581
KATSINA	2,060,501	1,083,152	1,417,973	28,849	-	-	3	-	-	-		4,590,478
KEBBI	1,129,843	610,174	702,944	10,655	-	-	-	-	-	-		2,453,616
KOGI	1,137,354	1,925,205	507,979	4,359	-	-	-	-	-	-		3,574,897
KWARA	1,694,813	1,244,600	853,622	71,330	-	136	8	-	-	-		3,864,509
LAGOS	7,658,662	4,986,778	4,899,152	1,299,248	10,665	1,372	558	2,149	66,955	1,907		18,927,446
NASARAWA	1,379,465	1,018,750	1,059,087	53,449	-	-	-	-	-	14		3,510,765
NIGER	2,012,150	2,276,858	1,320,450	64,490	-	-	4	-	-	5		5,673,957
OGUN	4,017,442	2,614,347	2,662,997	275,618	-	7	13	-	-	39		9,570,463
ONDO	1,716,979	1,401,168	539,590	5,505	-	-	14	-	-	-		3,663,256
OSUN	1,919,670	1,232,893	719,476	14,307	-	-	10	-	-	-		3,886,356
OYO	2,861,542	3,305,399	1,981,032	169,653	3	30	77	-	37,850	-		8,355,586
PLATEAU	1,553,593	817,896	945,426	44,626	-	-	17	-	-	-		3,361,558
RIVERS	2,806,153	1,409,162	1,171,408	214,377	748	180	197	56	22,221	373		5,624,875
SOKOTO	1,262,259	590,887	617,419	49,919	-	-	6	-	-	-		2,520,490
TARABA	1,114,165	350,058	1,058,374	9,289	-	-	-	-	-	-		2,531,886
YOBE	964,197	182,961	1,036,721	49	-	-	-	-	-	-		2,183,928
ZAMFARA	878,379	426,999	649,293	4,581	-	-	-	-	-	-		1,959,252
ISP	0	-	-	-	-	-	-	-	-	-	213,876	213,876
OTHERS (Undefined)	-	-	-	-	-	-	-	-	-	-	0	0
TOTAL	70,659,889	43,998,101	45,064,857	3,630,796	14,628	2,863	1,354	2,259	246,199	3,617	213,876	163,838,439

PORT-IN/PORT-OUT Q4,2023					
OPERATOR	MTN	GLO	AIRTEL	EMTS	TOTAL
<i>PORT IN</i>	1,661	196	795	77	2,729
<i>PORT OUT</i>	177	276	217	2,059	2,729

ACTIVE INTERNET SUBSCRIPTIONS PER ZONE AS AT QUARTER 4, 2023

Zone	Internet Subscription
NORTH CENTRAL	28,747,915
NORTH EAST	20,457,677
NORTH WEST	30,291,795
SOUTH EAST	16,073,822
SOUTH SOUTH	19,726,881
SOUTH WEST	48,326,473

ACTIVE VOICE SUBSCRIPTIONS PER ZONE AS AT QUARTER 4, 2023

Zone	Voice Subscription
NORTH CENTRAL	39,493,190
NORTH EAST	27,402,924
NORTH WEST	40,978,174
SOUTH EAST	22,758,167
SOUTH SOUTH	26,799,782
SOUTH WEST	67,281,473

CONTACT



National Bureau of Statistics

Head Office

Plot 762 Independence Avenue,
Central Business District, Garki
Abuja.

Sunday J. Ichedi

Information Desk

Head, Communication & Public
Relations Department (C&PRD)
Phone: +2348037051701
sjchedi@nigerianstat.gov.ng

Moses Mathew

Statistical Information Officer

Phone: +2347069071157
matmoses@nigerianstat.gov.ng



@nbs_nigeria



NBSNigeria



nbs_nigeria

