



NATIONAL BUREAU OF STATISTICS

# National Household Kerosene Price Watch

---

(JANUARY 2024)

**Report Date: February 2024**

**Data Source: National Bureau of Statistics (NBS)**

# CONTENT

<b>Methodology</b>	<b>3</b>
<b>Executive Summary</b>	<b>4</b>
<b>Average Kerosene Prices per liter across States</b>	<b>5</b>
<b>Average Kerosene Prices per liter across Zones</b>	<b>6</b>
<b>12 Months Average Prices per liter</b>	<b>7</b>
<b>Average Kerosene Prices per gallon across States</b>	<b>8</b>
<b>Average Kerosene Prices per gallon across Zones</b>	<b>9</b>
<b>12 Months Average Prices per gallon</b>	<b>10</b>
<b>Appendix</b>	<b>11</b>
<b>Contact</b>	<b>13</b>

## METHODOLOGY

Fieldwork is done solely by over 700 NBS Staff in all the States of the federation, supported by supervisors whom internal and external observers monitor.

Fuel Prices are collected across all the 774 local governments across all States and the FCT from over 10,000 respondents and outlets and the estimates reflect the weights derived from estimates of household expenditures on fuel and the actual prices of liters or gallon bought by the households.

The average prices are reported for each state and the country. The NBS audit team subsequently conducts randomly selected verification of prices recorded.

## EXECUTIVE SUMMARY

The average retail price per litre of Household Kerosene (HHK) paid by consumers in January 2024 was N1,329.53, indicating a decline of 2.40% compared to N1,362.27 recorded in December 2023. On a year-on-year basis, the average retail price per litre of the product rose by 15.27% from N1,153.40 in January 2023.

On state profile analysis, the highest average price per litre in January 2024 was recorded in Kaduna with N1,833.33, followed by Benue with N1,766.67 and Niger with N1,703.70. On the other hand, the lowest price was recorded in Bayelsa with N969.70, followed by Rivers with N1,057.69 and Kwara with N1,066.67.

In addition, analysis by zone showed that the North Central recorded the highest average retail price per litre of Household Kerosene with N1,479.10, followed by the North-East with N1,381.94, while the South-South recorded the lowest with N1,225.83.

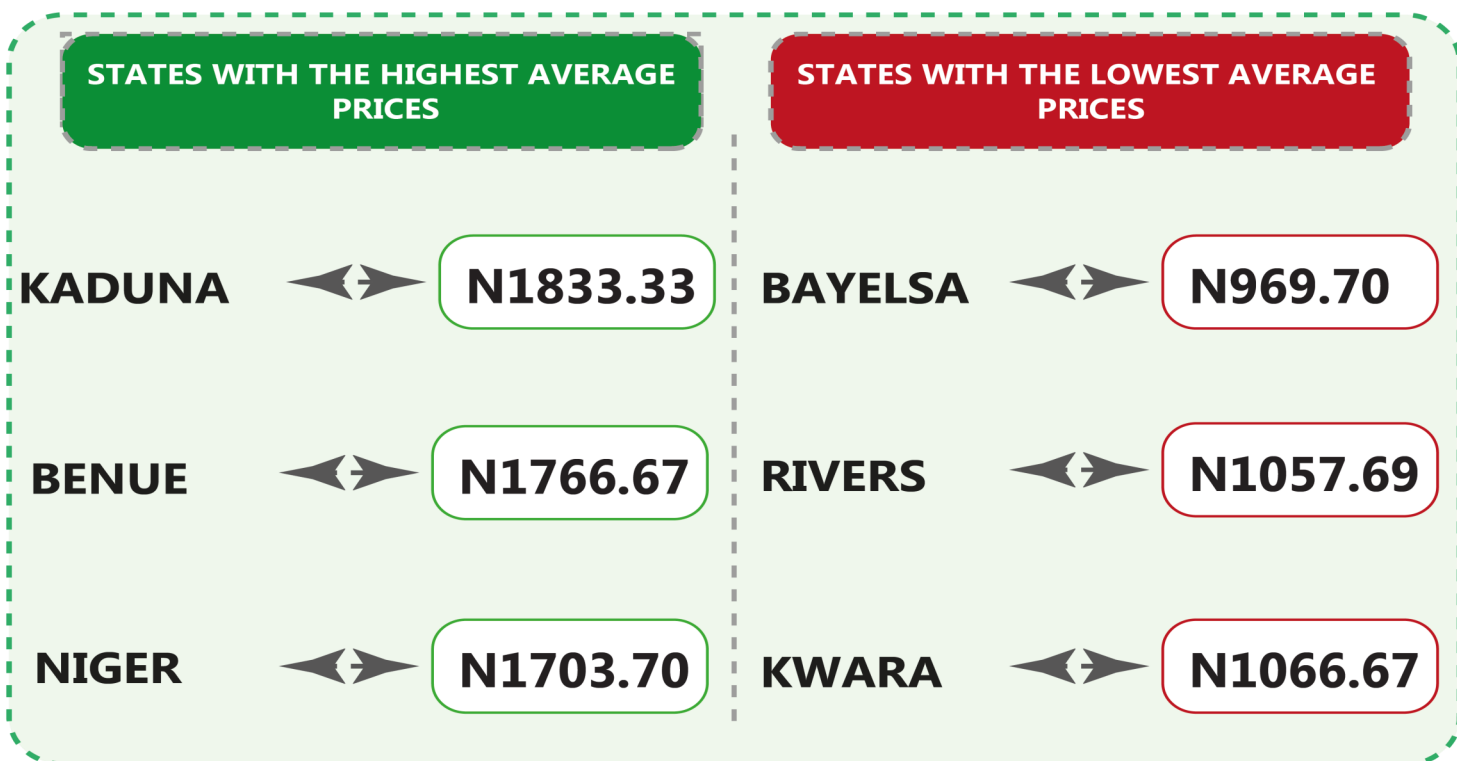

The average retail price per gallon of Household Kerosene paid by consumers in January 2024 was N4, 870.83, indicating an increase of 7.53% from N4,529.92 in December 2023. On a year-on-year basis, this increased by 25.34% from N3, 886.11 in January 2023.

On state profile analysis, Adamawa recorded the highest average retail price per gallon of Household Kerosene with N6,083.33, followed by Bauchi with N5,800.00 and Kano with N5,777.78. On the other hand, Delta recorded the lowest price with N4,000.00, followed by Ondo and Enugu with N4,398.03 and N4,409.05 respectively.

Analysis by zone showed that the North-East recorded the highest average retail price per gallon of Household Kerosene with N5,526.39, followed by the North West with N5,062.78, while the South-East recorded the lowest with N4,508.51.

# NATIONAL HOUSEHOLD KEROSENE PRICE WATCH - JANUARY 2024

Average Kerosene Prices per litre Across States



# NATIONAL HOUSEHOLD KEROSENE PRICE WATCH - JANUARY 2024

Average Kerosene Prices per litre Across Zones



**N1,479.10**

**NORTH CENTRAL**

**N1,274.06**

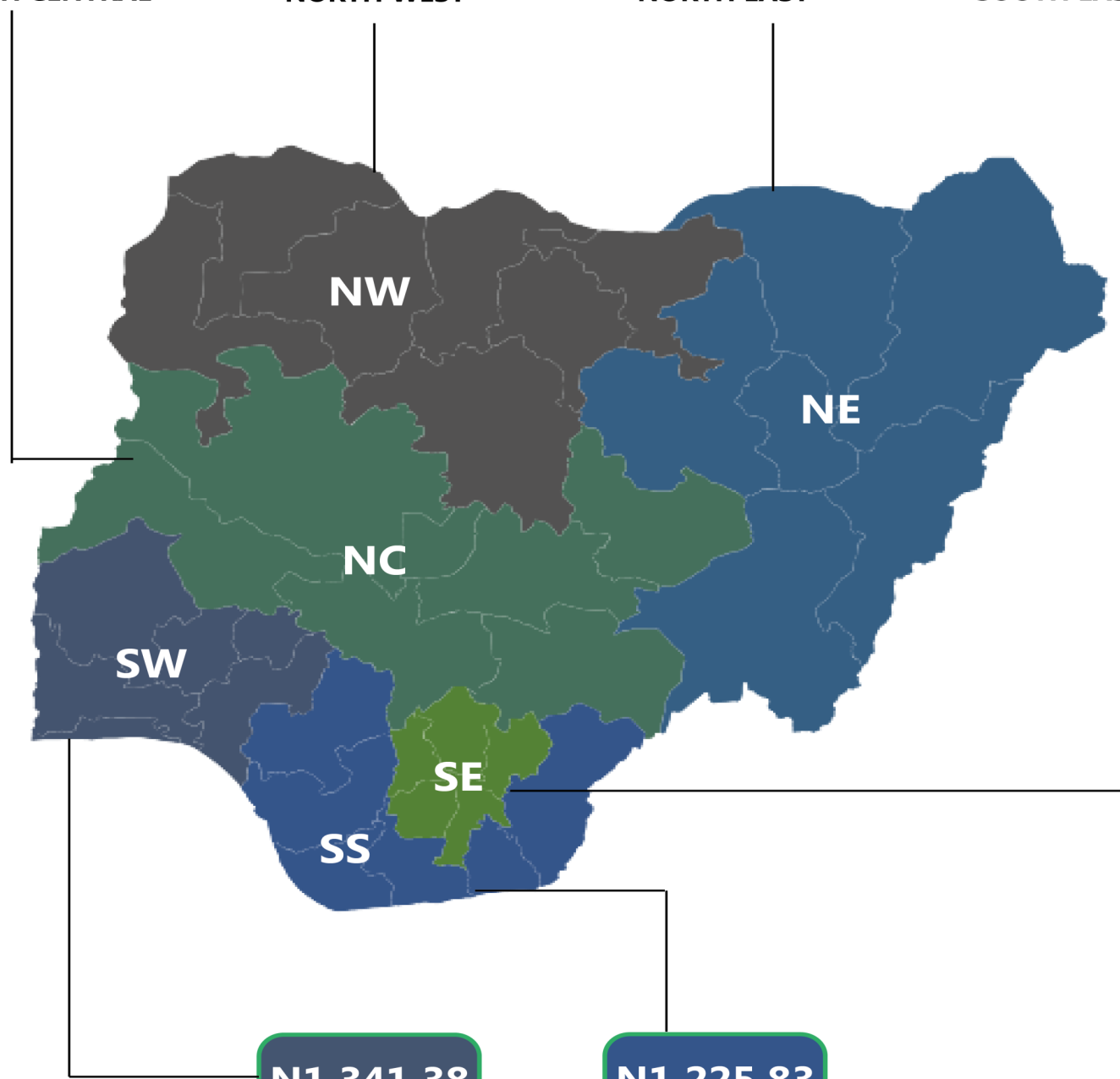
**NORTH WEST**

**N1,381.94**

**NORTH EAST**

**N1,245.10**

**SOUTH EAST**



**N1,341.38**


**SOUTH WEST**

**N1,225.83**

**SOUTH SOUTH**


# NATIONAL HOUSEHOLD KEROSENE PRICE WATCH - JANUARY 2024

12 Month Average Prices per litre



# NATIONAL HOUSEHOLD KEROSENE PRICE WATCH - JANUARY 2024

Average Kerosene Prices per gallon Across States

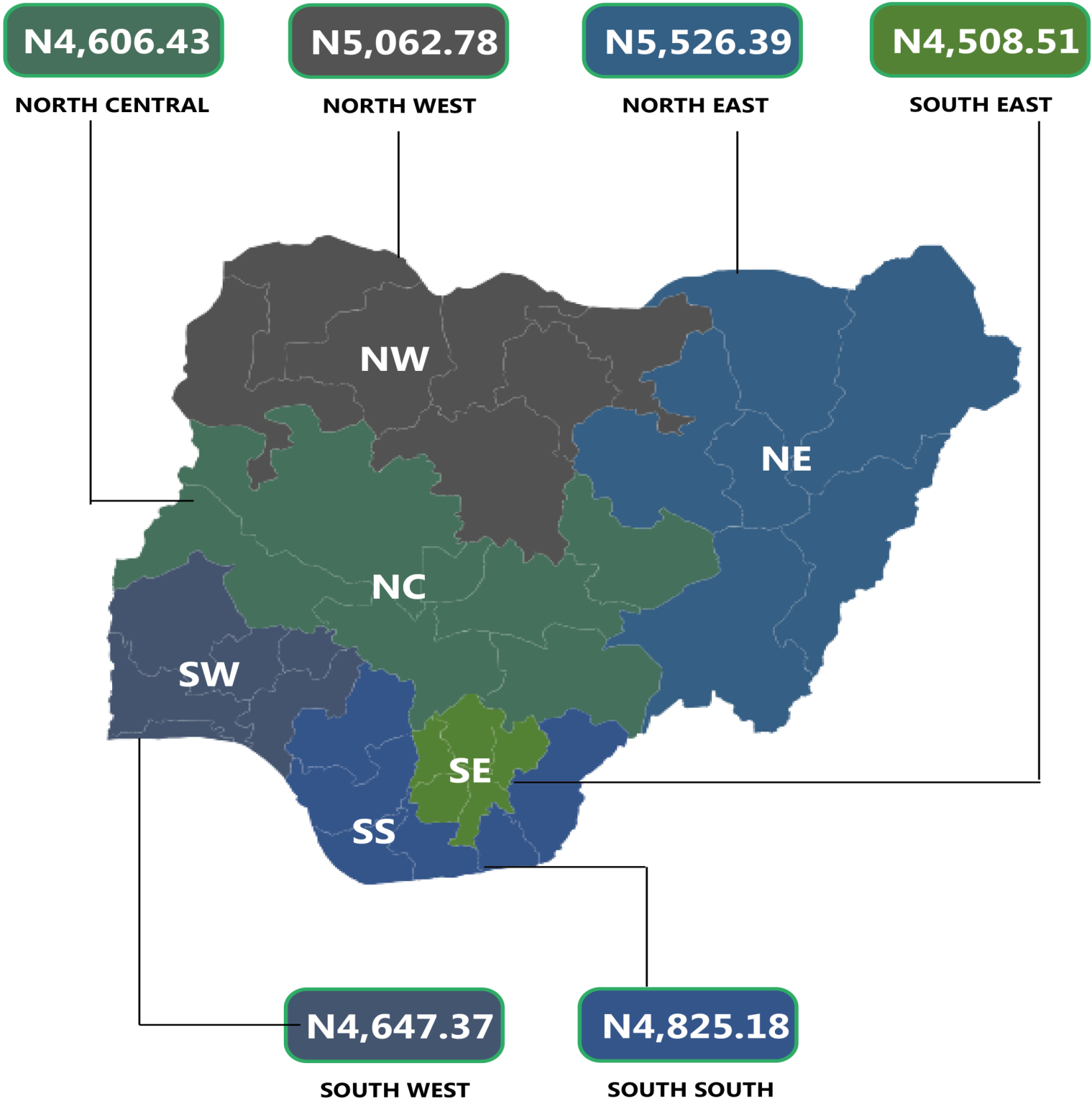


STATES WITH THE HIGHEST AVERAGE PRICES		STATES WITH THE LOWEST AVERAGE PRICES	
ADAMAWA	N6083.33	DELTA	N4000.00
BAUCHI	N5800.00	ONDO	N4398.03
KANO	N5777.78	ENUGU	N4409.05



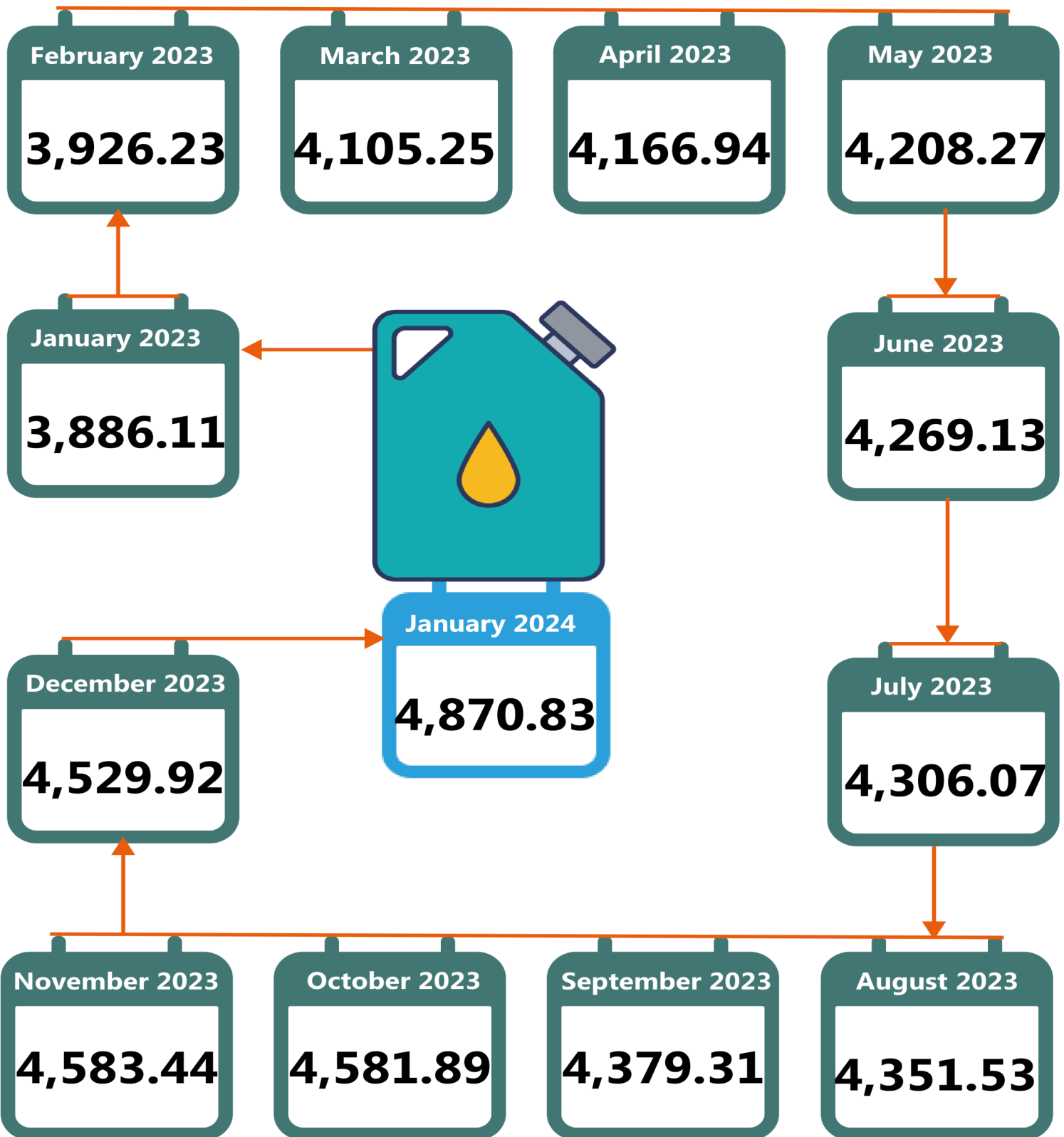
# NATIONAL HOUSEHOLD KEROSENE PRICE WATCH - JANUARY 2024

Average Kerosene Prices per gallon Across Zones



# NATIONAL HOUSEHOLD KEROSENE PRICE WATCH - JANUARY 2024

12 Month Average Prices per gallon



## APPENDIX

LITRE						
	Average of Jan-23	Average of Dec-23	Average of Jan-24	MoM	YoY	
<b>NORTH CENTRAL</b>	<b>1207.76</b>	<b>1370.91</b>	<b>1479.10</b>		<b>7.89</b>	<b>22.47</b>
Abuja	1566.67	1650.00	1666.67		1.01	6.38
Benue	1133.33	1594.44	1766.67		10.80	55.88
Kogi	1033.33	1350.00	1316.67		-2.47	27.42
Kwara	1114.58	917.14	1066.67		16.30	-4.30
Nasarawa	1109.72	1071.43	1166.67		8.89	5.13
Niger	1113.33	1433.33	1703.70		18.86	53.03
Plateau	1383.33	1580.00	1666.67		5.49	20.48
<b>NORTH EAST</b>	<b>1197.28</b>	<b>1352.70</b>	<b>1381.94</b>		<b>2.16</b>	<b>15.42</b>
Adamawa	1233.33	1406.25	1416.67		0.74	14.86
Bauchi	1268.75	1380.95	1366.67		-1.03	7.72
Borno	1108.33	1410.26	1333.33		-5.45	20.30
Gombe	1158.33	1333.33	1333.33		0.00	15.11
Taraba	1260.17	1200.00	1466.67		22.22	16.39
Yobe	1154.76	1385.42	1375.00		-0.75	19.07
<b>NORTH WEST</b>	<b>1003.54</b>	<b>1420.48</b>	<b>1274.06</b>		<b>-10.31</b>	<b>26.96</b>
Jigawa	891.67	1490.83	1120.83		-24.82	25.70
Kaduna	1059.09	1566.67	1833.33		17.02	73.10
Kano	1137.04	1463.89	1247.62		-14.77	9.73
Katsina	935.19	1333.33	1125.00		-15.63	20.30
Kebbi	983.33	1416.67	1125.00		-20.59	14.41
Sokoto	1033.33	1372.00	1083.33		-21.04	4.84
Zamfara	985.17	1300.00	1383.33		6.41	40.42
<b>SOUTH EAST</b>	<b>1223.95</b>	<b>1264.49</b>	<b>1245.10</b>		<b>-1.53</b>	<b>1.73</b>
Abia	1165.56	1355.21	1237.50		-8.69	6.17
Anambra	1238.10	1163.54	1233.33		6.00	-0.38
Ebonyi	1213.33	1347.22	1250.00		-7.22	3.02
Enugu	1157.41	1134.52	1214.17		7.02	4.90
Imo	1345.37	1321.97	1290.48		-2.38	-4.08
<b>SOUTH SOUTH</b>	<b>1083.37</b>	<b>1282.41</b>	<b>1225.83</b>		<b>-4.41</b>	<b>13.15</b>
Akwa Ibom	1253.03	1406.25	1366.67		-2.81	9.07
Bayelsa	980.56	1127.78	969.70		-14.02	-1.11
Cross River	1341.67	1475.93	1507.58		2.14	12.37
Delta	1052.08	1281.48	1261.67		-1.55	19.92
Edo	925.93	1433.33	1191.67		-16.86	28.70
Rivers	946.97	969.70	1057.69		9.07	11.69
<b>SOUTH WEST</b>	<b>1232.15</b>	<b>1455.21</b>	<b>1341.38</b>		<b>-7.82</b>	<b>8.87</b>
Ekiti	1148.81	1561.11	1266.28		-18.89	10.23
Lagos	1411.11	1536.46	1363.49		-11.26	-3.37
Ogun	1322.62	1609.52	1434.59		-10.87	8.47
Ondo	1215.38	1284.72	1421.32		10.63	16.94
Osun	1160.26	1375.00	1284.80		-6.56	10.73
Oyo	1134.69	1364.44	1277.82		-6.35	12.61
<b>Average</b>	<b>1153.40</b>	<b>1362.27</b>	<b>1329.53</b>		<b>-2.40</b>	<b>15.27</b>

GALLON						
	Average of Jan-23	Average of Dec-23	Average of Jan-24	MoM	YoY	
<b>NORTH CENTRAL</b>	<b>4143.86</b>	<b>4311.74</b>	<b>4606.43</b>		<b>6.83</b>	<b>11.16</b>
Abuja	4250.00	4500.00	4500.00		0.00	5.88
Benue	4378.57	3833.33	4600.00		20.00	5.06
Kogi	4006.25	4475.00	4625.00		3.35	15.44
Kwara	4600.00	4442.00	4600.00		3.56	0.00
Nasarawa	4055.00	4053.33	4600.00		13.49	13.44
Niger	3450.56	4962.50	4680.00		-5.69	35.63
Plateau	4266.67	3916.00	4640.00		18.49	8.75
<b>NORTH EAST</b>	<b>3445.83</b>	<b>5077.08</b>	<b>5526.39</b>		<b>8.85</b>	<b>60.38</b>
Adamawa	3600.00	5112.50	6083.33		18.99	68.98
Bauchi	3800.00	5600.00	5800.00		3.57	52.63
Borno	2800.00	5200.00	5000.00		-3.85	78.57
Gombe	2925.00	4500.00	5550.00		23.33	89.74
Taraba	3750.00	5000.00	5025.00		0.50	34.00
Yobe	3800.00	5050.00	5700.00		12.87	50.00
<b>NORTH WEST</b>	<b>3917.65</b>	<b>4237.31</b>	<b>5062.78</b>		<b>19.48</b>	<b>29.23</b>
Jigawa	4025.00	4225.00	4725.00		11.83	17.39
Kaduna	4027.78	3560.00	4520.00		26.97	12.22
Kano	3770.78	4342.86	5777.78		33.04	53.23
Katsina	4500.00	5000.00	5666.67		13.33	25.93
Kebbi	3950.00	4300.00	4750.00		10.47	20.25
Sokoto	3650.00	4666.67	5500.00		17.86	50.68
Zamfara	3500.00	3566.67	4500.00		26.17	28.57
<b>SOUTH EAST</b>	<b>4497.32</b>	<b>4694.23</b>	<b>4508.51</b>		<b>-3.96</b>	<b>0.25</b>
Abia	4546.43	4634.62	4528.85		-2.28	-0.39
Anambra	4623.21	4783.33	4626.67		-3.28	0.07
Ebonyi	4557.14	4640.00	4527.50		-2.42	-0.65
Enugu	4426.47	4709.38	4409.05		-6.38	-0.39
Imo	4333.33	4703.85	4450.50		-5.39	2.70
<b>SOUTH SOUTH</b>	<b>3424.59</b>	<b>3957.17</b>	<b>4825.18</b>		<b>21.94</b>	<b>40.90</b>
Akwa Ibom	3927.50	4108.33	4982.50		21.28	26.86
Bayelsa	2900.00	3538.03	4521.50		27.80	55.91
Cross River	4281.11	4719.13	5177.09		9.70	20.93
Delta	2979.29	3234.29	4000.00		23.67	34.26
Edo	3281.88	4257.14	5420.00		27.32	65.15
Rivers	3177.78	3886.11	4850.00		24.80	52.62
<b>SOUTH WEST</b>	<b>3941.06</b>	<b>5014.48</b>	<b>4647.37</b>		<b>-7.32</b>	<b>17.92</b>
Ekiti	3933.33	5234.38	4781.57		-8.65	21.57
Lagos	3405.88	5273.53	4625.51		-12.29	35.81
Ogun	3957.69	4793.75	5014.25		4.60	26.70
Ondo	4258.33	4901.23	4398.03		-10.27	3.28
Osun	4086.11	5012.36	4647.50		-7.28	13.74
Oyo	4005.00	4871.67	4417.39		-9.32	10.30
<b>Average</b>	<b>3886.11</b>	<b>4529.92</b>	<b>4870.83</b>		<b>7.53</b>	<b>25.34</b>

# CONTACT



## National Bureau of Statistics

Head Office

No 1, Wole Olanipekun Street,  
Formerly, Plot 762 Independence  
Avenue  
Off Constitution Avenue,  
CBD, Abuja, F. C. T.

## Mr. Ichedi S.J

Information Desk

Head, Communication & Public  
Relations Department (C&PRD)  
Phone: +2348037051701  
sjchedi@nigerianstat.gov.ng

## Moses Mathew

Statistical Information Officer

Phone: +2347069071157  
matmoses@nigerianstat.gov.ng

## Dr A.A. Ayo

Head Prices Division

Phone: +2348036082904  
anthonyayo@nigerianstat.gov.ng



@nbs\_nigeria



NBSNigeria



Nbs\_nigeria

