



NATIONAL BUREAU OF STATISTICS

Federation Account Allocation Committee (FAAC)

(December 2023 Disbursement)

Report Date: January 2024

CONTENT

Methodology	3
Key Highlights	4
Summary of Gross Revenue Allocation by FAAC	6
Distribution of Revenue Allocation to FGN by FAAC	7
Distribution of Revenue Allocation to State by FAAC	8
Appendix	17
Contact	20



METHODOLOGY

The Federation Account Allocation Committee (FAAC) data is provided statutorily by the Office of the Accountant General of the Federation (OAGF), and reported by the National Bureau of Statistics

KEY HIGHLIGHTS

1. The Federation Account Allocation Committee (FAAC) disbursed the sum of ₦1.62 trillion to the three tiers of government in December 2023 from the total revenue generated in November 2023.
2. The amount disbursed comprised:
 - ₦882.56 billion recorded from the Statutory Account,
 - ₦364.87 billion from Exchange Gain,
 - ₦12.45 billion from Electronic Money Transfer Levy (EMTL), and
 - ₦360.46 billion from Value Added Tax.
3. The allocations to the three tiers of government for December 2023 were:
 - Federal Government with a total of ₦402.87 billion
 - States with a total of ₦351.70 billion, and
 - Local Governments with a total of ₦258.81 billion.
4. The sum of ₦75.41 billion was shared among the oil-producing states from the 13% derivation fund.
5. The revenue generating agencies comprising Nigeria Customs Service (NCS), Federal Inland Revenue Service (FIRS), and Nigerian Upstream Petroleum Regulatory Commission (NUPRC) received ₦15.73 billion, ₦30.19 billion, and ₦14.54 billion respectively, as cost of revenue collections.

6. Further breakdown of revenue allocation distribution to the Federal Government of Nigeria (FGN) revealed that:

₦275.09 billion was disbursed to the FGN consolidated revenue account,

₦6.66 billion was received as a share of derivation and ecology,

₦3.33 billion as stabilization fund,

₦11.18 billion for the development of natural resources, and

₦10.04 billion to the Federal Capital Territory (FCT)- Abuja.

FEDERATION ACCOUNT ALLOCATION COMMITTEE (FAAC)

DECEMBER 2023 DISBURSEMENT

Summary of Gross Revenue Allocation by Federation Account Allocation Committee for the Month of November, 2023 Shared in December, 2023



FGN
N402.87 bn

Statutory Allocation

N174.91 bn

Others*

N177.61 bn

VAT

N50.40 bn



STATE
N351.70 bn

Statutory Allocation

N88.72 bn

Others*

N95.15 bn

VAT

N167.83 bn



LGCs
N258.81 bn

Statutory Allocation

N68.40 bn

Others*

N72.93 bn

VAT

N117.48 bn

13% Derivation Fund

N75.41 bn

13% Derivation Refund to Oil Producing States

N50.00 bn

North East Development Commission

N10.38 bn

Cost of Collection - NCS

N15.73 bn

13% Refunds on Subsidy, Priority Projects

N18.16 bn

Transfer to NMDPRA

N14.09 bn

Cost of Collection - FIRS

N30.19 bn

Transfer to Non-Oil Excess Account

N300.00 bn

FIRS Refund

N75.50 bn

Cost of Collection - NUPRC

N14.54 bn

Refund to NUPRC on Cost of Collection

N2.95 bn



TOTAL






N1,620.34 bn

NB:- Others* for this month is the Distribution from Exchange Gain, and Electronic Money Transfer Levy (EMTL). See tables in appendix for details

FEDERATION ACCOUNT ALLOCATION COMMITTEE (FAAC) DECEMBER 2023 DISBURSEMENT

Distribution of Revenue Allocation to FGN by
Federation Account Allocation Committee for the Month
of November, 2023 Shared in December, 2023



BENEFICIARIES	NET STATUTORY ALLOCATION	OTHERS*	VAT	TOTAL
 FGN (CRF Account)	N64,554,472,254.41	N163,540,058,192.23	N46,991,826,075.50	N275,086,356,522.14
 Share of Derivation & Ecology	N3,320,204,206.68	N3,337,461,178.49	-	N6,657,665,385.17
 Stabilization	N1,660,102,103.34	N1,668,730,589.25	-	N3,328,832,692.59
 Development of Natural Resources	N5,577,943,067.22	N5,606,934,779.87	-	N11,184,877,847.09
 FCT-Abuja	N3,223,079,317.68	N3,456,974,823.87	N3,356,559,005.39	N10,036,613,146.94
TOTAL	N306,294,345,593.94			

FEDERATION ACCOUNT ALLOCATION COMMITTEE (FAAC) DECEMBER 2023 DISBURSEMENT

Distribution of Revenue Allocation to State Governments by Federation Account Allocation Committee for the Month of November, 2023 Shared in December, 2023



ABIA

Net Statutory Allocation

N2,273,390,984.64

Share of Ecology

N59,183,986.82

Others*

N2,641,904,278.05

VAT Allocation

N3,396,445,114.04

TOTAL

N8,370,924,363.54



ADAMAWA

Net Statutory Allocation

N1,741,319,919.18

Share of Ecology

N125,923,168.64

Others*

N2,415,424,890.01

VAT Allocation

N3,644,603,867.36

TOTAL

N7,927,271,845.18



AKWA IBOM

Net Statutory Allocation

N10,480,617,185.97

Share of Ecology

N63,546,681.37

Others*

N8,833,090,616.88

VAT Allocation

N4,068,899,581.95

TOTAL

N23,446,154,066.18



ANAMBRA

Net Statutory Allocation

N2,515,671,906.15

Share of Ecology

N125,687,266.40

Others*

N2,817,163,970.81

VAT Allocation

N4,407,406,223.39

TOTAL

N9,865,929,366.75

FEDERATION ACCOUNT ALLOCATION COMMITTEE (FAAC) DECEMBER 2023 DISBURSEMENT

Distribution of Revenue Allocation to State Governments by
Federation Account Allocation Committee for the Month
of November, 2023 Shared in December, 2023



BAUCHI

**Net Statutory
Allocation**

N818,530,000.65

**Share of
Ecology**

N151,205,992.50

Others*

N2,891,291,832.22

**VAT
Allocation**

N4,076,256,315.29

TOTAL

N7,937,284,140.66



BAYELSA

**Net Statutory
Allocation**

N9,738,931,951.96

**Share of
Ecology**

N55,924,728.42

Others*

N7,862,855,079.42

**VAT
Allocation**

N3,077,561,516.80

TOTAL

N20,735,273,276.59



BENUE

**Net Statutory
Allocation**

N2,373,707,019.75

**Share of
Ecology**

N70,882,696.27

Others*

N2,715,950,304.19

**VAT
Allocation**

N4,118,210,596.12

TOTAL

N9,278,750,616.32



BORNO

**Net Statutory
Allocation**

N2,593,094,641.01

**Share of
Ecology**

N157,055,737.96

Others*

N2,995,179,529.70

**VAT
Allocation**

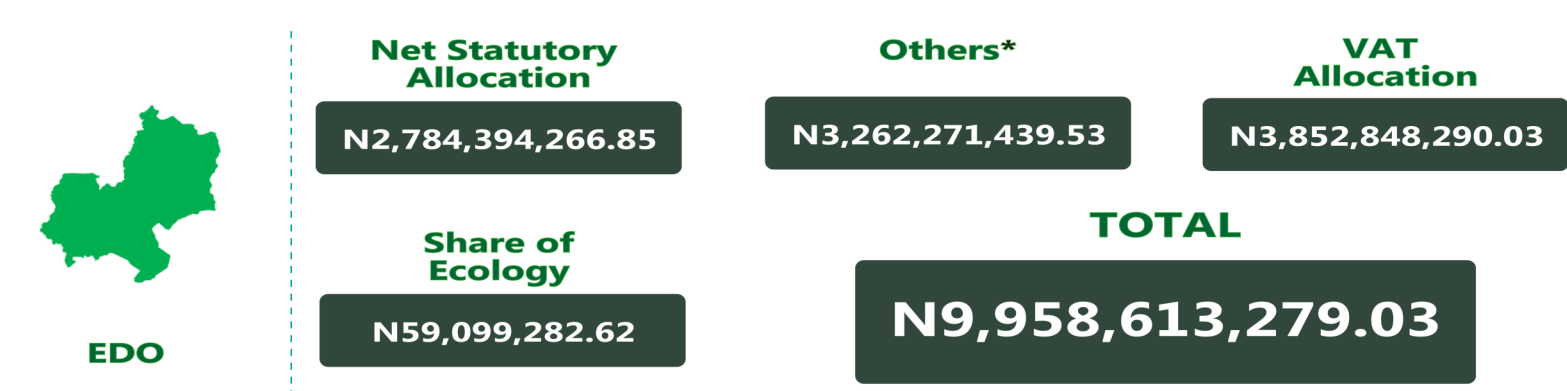
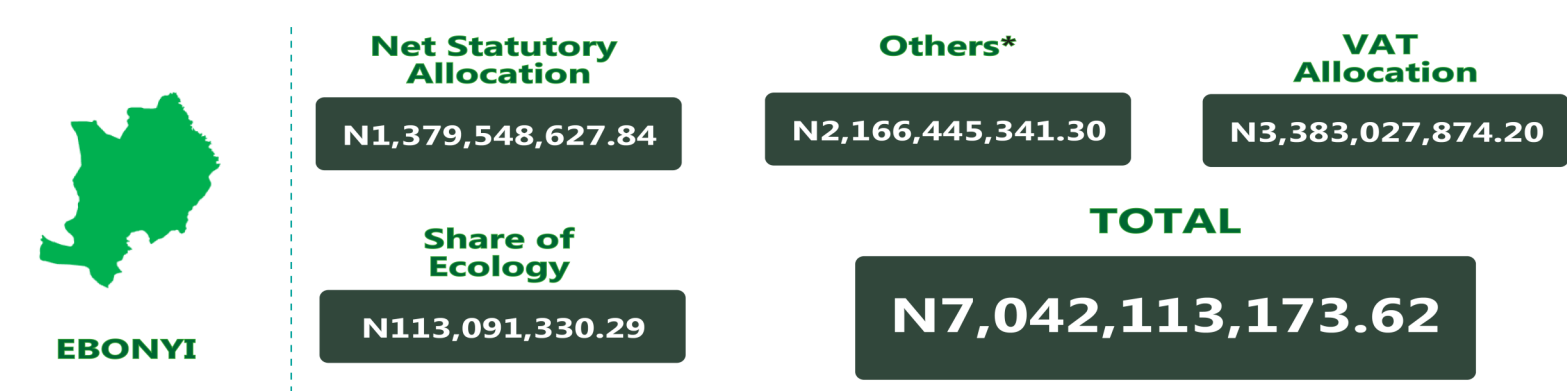
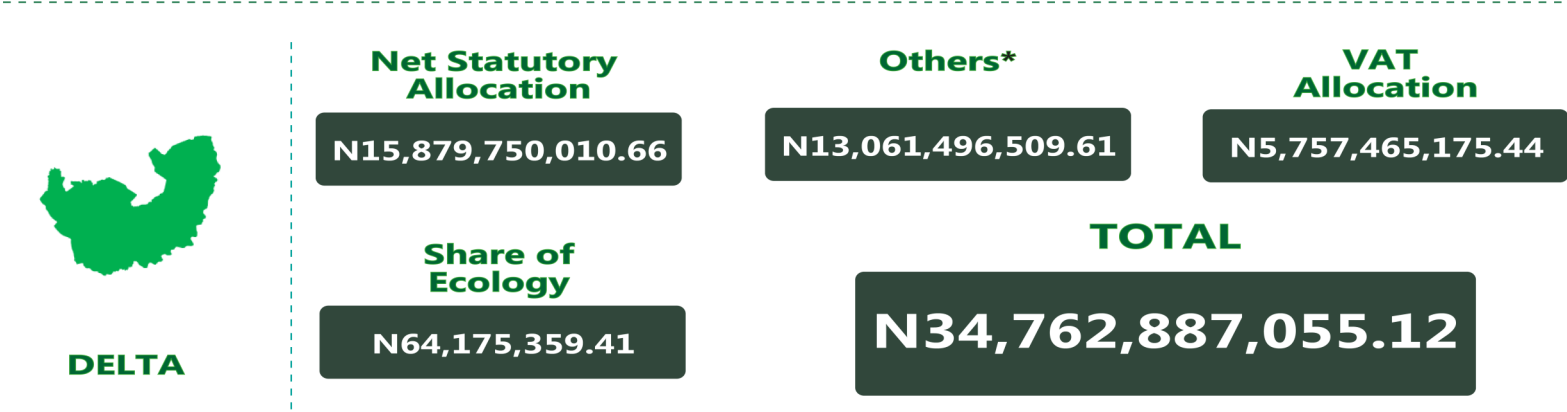
N4,038,587,121.03

TOTAL

N9,783,917,029.70

FEDERATION ACCOUNT ALLOCATION COMMITTEE (FAAC) DECEMBER 2023 DISBURSEMENT

Distribution of Revenue Allocation to State Governments by Federation Account Allocation Committee for the Month of November, 2023 Shared in December, 2023



FEDERATION ACCOUNT ALLOCATION COMMITTEE (FAAC) DECEMBER 2023 DISBURSEMENT

Distribution of Revenue Allocation to State Governments by Federation Account Allocation Committee for the Month of November, 2023 Shared in December, 2023



EKITI

Net Statutory Allocation

N1,235,743,724.24

Share of Ecology

N113,027,513.51

Others*

N2,172,051,375.78

VAT Allocation

N3,312,730,605.39

TOTAL

N6,833,553,218.92



ENUGU

Net Statutory Allocation

N1,989,403,544.98

Share of Ecology

N127,126,008.31

Others*

N2,455,111,084.52

VAT Allocation

N3,639,141,204.28

TOTAL

N8,210,781,842.08



GOMBE

Net Statutory Allocation

N970,639,492.39

Share of Ecology

N119,067,468.51

Others*

N2,276,951,280.82

VAT Allocation

N3,387,036,540.30

TOTAL

N6,753,694,782.02



IMO

Net Statutory Allocation

N1,675,674,590.77

Share of Ecology

N65,714,787.98

Others*

N3,030,895,000.74

VAT Allocation

N3,797,811,659.41

TOTAL

N8,570,096,038.89

FEDERATION ACCOUNT ALLOCATION COMMITTEE (FAAC) DECEMBER 2023 DISBURSEMENT

Distribution of Revenue Allocation to State Governments by Federation Account Allocation Committee for the Month of November, 2023 Shared in December, 2023



JIGAWA

Net Statutory Allocation

N2,335,085,601.78

Share of Ecology

N141,364,700.90

Others*

N2,705,050,548.89

VAT Allocation

N4,056,066,713.20

TOTAL

N9,237,567,564.77



KADUNA

Net Statutory Allocation

N974,358,868.28

Share of Ecology

N165,625,189.29

Others*

N3,195,450,771.07

VAT Allocation

N4,722,772,818.27

TOTAL

N9,058,207,646.91



KANO

Net Statutory Allocation

N2,546,995,781.62

Share of Ecology

N200,507,730.67

Others*

N3,885,287,237.88

VAT Allocation

N6,682,924,932.63

TOTAL

N13,315,715,682.79



KATSINA

Net Statutory Allocation

N1,662,046,632.77

Share of Ecology

N155,387,784.83

Others*

N2,984,889,131.60

VAT Allocation

N4,574,472,175.90

TOTAL

N9,376,795,725.10

FEDERATION ACCOUNT ALLOCATION COMMITTEE (FAAC) DECEMBER 2023 DISBURSEMENT

Distribution of Revenue Allocation to State Governments by Federation Account Allocation Committee for the Month of November, 2023 Shared in December, 2023



KEBBI

Net Statutory Allocation

N2,154,079,661.67

Share of Ecology

N66,739,441.20

Others*

N2,548,659,169.83

VAT Allocation

N3,724,755,646.75

TOTAL

N8,494,233,919.46



KOGI

Net Statutory Allocation

N543,354,783.91

Share of Ecology

N69,856,046.94

Others*

N2,666,957,804.86

VAT Allocation

N3,783,688,989.35

TOTAL

N7,063,857,625.06



KWARA

Net Statutory Allocation

N1,296,406,610.43

Share of Ecology

N56,261,796.59

Others*

N2,169,918,531.57

VAT Allocation

N3,316,417,623.00

TOTAL

N6,839,004,561.59



LAGOS

Net Statutory Allocation

N327,497,991.82

Share of Ecology

N169,341,786.07

Others*

N3,652,081,627.61

VAT Allocation

N16,011,241,858.92

TOTAL

N20,160,163,264.42

FEDERATION ACCOUNT ALLOCATION COMMITTEE (FAAC) DECEMBER 2023 DISBURSEMENT

Distribution of Revenue Allocation to State Governments by
Federation Account Allocation Committee for the Month
of November, 2023 Shared in December, 2023




NASSARAWA

**Net Statutory
Allocation**

N1,840,788,905.60

**Share of
Ecology**

N116,574,684.31

Others*

N2,232,043,204.65

**VAT
Allocation**

N3,087,213,754.64

TOTAL

N7,276,620,549.20



NIGER

**Net Statutory
Allocation**

N1,441,230,284.39

**Share of
Ecology**

N74,867,495.81

Others*

N2,861,853,037.73

**VAT
Allocation**

N3,901,225,296.57

TOTAL

N8,279,176,114.50



OGUN

**Net Statutory
Allocation**

N546,190,837.70

**Share of
Ecology**

N117,440,484.70

Others*

N2,308,092,719.27

**VAT
Allocation**

N3,924,833,431.72

TOTAL

N6,896,557,473.40



ONDO

**Net Statutory
Allocation**

N2,535,411,776.23

**Share of
Ecology**

N58,836,573.73

Others*

N3,240,726,794.33

**VAT
Allocation**

N3,733,682,816.98

TOTAL

N9,568,657,961.26

FEDERATION ACCOUNT ALLOCATION COMMITTEE (FAAC) DECEMBER 2023 DISBURSEMENT

Distribution of Revenue Allocation to State Governments by
Federation Account Allocation Committee for the Month
of November, 2023 Shared in December, 2023



OSUN

**Net Statutory
Allocation**

N1,672,743,782.24

**Share of
Ecology**

N115,287,567.18

Others*

N2,237,486,548.98

**VAT
Allocation**

N3,728,701,032.34

TOTAL

N7,754,218,930.74



OYO

**Net Statutory
Allocation**

N808,105,237.50

**Share of
Ecology**

N141,781,055.92

Others*

N2,783,085,003.03

**VAT
Allocation**

N6,262,274,590.32

TOTAL

N9,995,245,886.77



PLATEAU

**Net Statutory
Allocation**

N889,732,889.31

**Share of
Ecology**

N66,001,417.65

Others*

N2,531,770,241.52

**VAT
Allocation**

N3,640,425,420.32

TOTAL

N7,127,929,968.80



RIVERS

**Net Statutory
Allocation**

N9,828,761,628.29

**Share of
Ecology**

N68,163,846.95

Others*

N8,039,229,736.82

**VAT
Allocation**

N9,358,768,004.00

TOTAL

N27,294,923,216.07

FEDERATION ACCOUNT ALLOCATION COMMITTEE (FAAC) DECEMBER 2023 DISBURSEMENT

Distribution of Revenue Allocation to State Governments by Federation Account Allocation Committee for the Month of November, 2023 Shared in December, 2023



SOKOTO

Net Statutory Allocation

N1,427,781,196.70

Share of Ecology

N139,314,526.98

Others*

N2,663,495,679.53

VAT Allocation

N3,731,835,773.66

TOTAL

N7,962,427,176.87



TARABA

Net Statutory Allocation

N1,947,647,428.02

Share of Ecology

N121,766,717.27

Others*

N2,325,064,613.33

VAT Allocation

N3,636,028,065.93

TOTAL

N8,030,506,824.55



YOBE

Net Statutory Allocation

N1,704,281,469.88

Share of Ecology

N125,525,854.37

Others*

N2,393,029,380.82

VAT Allocation

N3,288,582,759.99

TOTAL

N7,511,419,465.06



ZAMFARA

Net Statutory Allocation

N1,439,707,481.24

Share of Ecology

N125,793,187.79

Others*

N2,408,739,902.86

VAT Allocation

N3,610,273,464.77

TOTAL

N7,584,514,036.65

APPENDIX

Summary of Gross Revenue Allocation by Federation Account Allocation Committee for the Month of November, 2023 Shared in December, 2023					
Beneficiaries	Statutory	Exchange Gain	Electronic Money Transfer Levy (EMTL)	Value Added Tax	Total
FGN (see Table II)	174,908,357,607.82	175,817,454,883.08	1,792,704,680.64	50,348,385,080.90	402,866,902,252.43
State (see Table III)	88,715,856,402.45	89,176,962,689.37	5,975,682,268.80	167,827,950,269.65	351,696,451,630.26
LGCs (see Table IV)	68,396,206,657.58	68,751,700,276.98	4,182,977,588.16	117,479,565,188.76	258,810,449,711.47
13% Derivation Fund	44,285,625,824.18	31,123,974,169.32	-	-	75,409,599,993.50
Cost of Collection - NCS	14,165,991,883.95	-	-	1,564,190,926.59	15,730,182,810.54
Cost of Collections - FIRS	17,335,835,438.14	-	-	12,854,017,859.46	30,189,853,297.60
Cost of Collections - NUPRC	14,541,906,261.17	-	-	-	14,541,906,261.17
Transfer to NMDPRA	14,094,766,665.16	-	-	-	14,094,766,665.16
Refund to NUPRC on cost of collection	2,952,771,383.33	-	-	-	2,952,771,383.33
13% Derivation Refund to Oil Producing States	50,000,000,000.00	-	-	-	50,000,000,000.00
FIRS Refund	75,000,000,000.00	-	497,973,522.40	-	75,497,973,522.40
13% Refunds on Subsidy, Priority Projects	18,163,078,852.38	-	-	-	18,163,078,852.38
North East Development Commission	-	-	-	10,381,110,325.96	10,381,110,325.96
Transfer to non-oil Excess account	300,000,000,000.00	-	-	-	300,000,000,000.00
TOTAL	882,560,396,976.15	364,870,092,018.75	12,449,338,060.00	360,455,219,651.31	1,620,335,046,706.21

Distribution of Revenue Allocation to FGN by Federation Account Allocation Committee for the Month of November, 2023 Shared in December, 2023

Beneficiaries	Gross Statutory Allocation ₦	Total Deduction ₦	Net Statutory Allocation ₦	Exchange Gain ₦	Electronic Money Transfer Levy (EMTL) ₦	Value Added Tax ₦	Total ₦
FGN (CRF Account)	161,029,904,023.90	(96,475,431,769.49)	64,554,472,254.41	161,866,867,156.97	1,673,191,035.26	46,991,826,075.50	275,086,356,522.14
Share of Derivation & Ecology	3,320,204,206.68	-	3,320,204,206.68	3,337,461,178.49	-	-	6,657,665,385.17
Stabilization	1,660,102,103.34	-	1,660,102,103.34	1,668,730,589.25	-	-	3,328,832,692.59
Development of Natural Resources	5,577,943,067.22	-	5,577,943,067.22	5,606,934,779.87	-	-	11,184,877,847.09
FCT-Abuja	3,320,204,206.68	(97,124,889.00)	3,223,079,317.68	3,337,461,178.49	119,513,645.38	3,356,559,005.39	10,036,613,146.94
Total	174,908,357,607.82	(96,572,556,658.49)	78,335,800,949.33	175,817,454,883.08	1,792,704,680.64	50,348,385,080.89	306,294,345,593.94

S/n	Beneficiaries	No. of LGCs	Net Statutory Allocation	Exchange Gain Allocation	Electronic Money Transfer Levy (EMTL)	Net Share of Ecology	Net VAT Allocation	Total Net Amount
1	ABIA	17	2,273,390,984.64	2,493,316,036.95	148,588,241.09	59,183,986.82	3,396,445,114.04	8,370,924,363.54
2	ADAMAWA	21	1,741,319,919.18	2,279,506,074.84	135,918,815.17	125,923,168.64	3,644,603,867.36	7,927,271,845.18
3	AKWA IBOM	31	10,480,617,185.97	8,683,534,040.02	149,556,576.86	63,546,681.37	4,068,899,581.95	23,446,154,066.18
4	ANAMBRA	21	2,515,671,906.15	2,625,566,364.97	191,597,605.84	125,687,266.40	4,407,406,223.39	9,865,929,366.75
5	BAUCHI	20	818,530,000.65	2,737,184,762.69	154,107,069.53	151,205,992.50	4,076,256,315.29	7,937,284,140.66
6	BAYELSA	8	9,738,931,951.96	7,749,358,059.53	113,497,019.89	55,924,728.42	3,077,561,516.80	20,735,273,276.59
7	BENUE	23	2,373,707,019.75	2,566,287,657.69	149,662,646.50	70,882,696.27	4,118,210,596.12	9,278,750,616.32
8	BORNO	27	2,593,094,641.01	2,843,078,939.73	152,100,589.98	157,055,737.96	4,038,587,121.03	9,783,917,029.70
9	CROSS RIVER	18	1,242,246,666.59	2,301,081,708.36	133,860,096.93	63,557,518.71	3,425,879,968.87	7,166,625,959.46
10	DELTA	25	15,879,750,010.66	12,865,204,275.60	196,292,234.01	64,175,359.41	5,757,465,175.44	34,762,887,055.12
11	EBONYI	13	1,379,548,627.84	2,047,219,564.14	119,225,777.16	113,091,330.29	3,383,027,874.20	7,042,113,173.62
12	EDO	18	2,784,394,266.85	3,086,958,754.28	175,312,685.25	59,099,282.62	3,852,848,290.03	9,958,613,279.03
13	EKITI	16	1,235,743,724.24	2,046,064,330.07	125,987,045.70	113,027,513.51	3,312,730,605.39	6,833,553,218.92
14	ENUGU	17	1,989,403,544.98	2,301,280,307.25	153,830,777.28	127,126,008.31	3,639,141,204.28	8,210,781,842.08
15	GOMBE	11	970,639,492.39	2,155,401,747.87	121,549,532.95	119,067,468.51	3,387,036,540.30	6,753,694,782.02
16	IMO	27	1,675,674,590.77	2,870,608,217.28	160,286,783.46	65,714,787.98	3,797,811,659.41	8,570,096,038.89
17	JIGAWA	27	2,335,085,601.78	2,559,034,194.87	146,016,354.02	141,364,700.90	4,056,066,713.20	9,237,567,564.77
18	KADUNA	23	974,358,868.28	2,998,206,201.69	197,244,569.38	165,625,189.29	4,722,772,818.27	9,058,207,646.91
19	KANO	44	2,546,995,781.62	3,629,662,397.07	255,624,840.80	200,507,730.67	6,682,924,932.63	13,315,715,682.79
20	KATSINA	34	1,662,046,632.77	2,812,885,057.71	172,004,073.89	155,387,784.83	4,574,472,175.90	9,376,795,725.10
21	KEBBI	21	2,154,079,661.67	2,416,282,298.20	132,376,871.63	66,739,441.20	3,724,755,646.75	8,494,233,919.46
22	KOGI	21	543,354,783.91	2,529,118,113.77	137,839,691.09	69,856,046.94	3,783,688,989.35	7,063,857,625.06
23	KWARA	16	1,296,406,610.43	2,036,942,184.54	132,976,347.02	56,261,796.59	3,316,417,623.00	6,839,004,561.59
24	LAGOS	20	327,497,991.82	3,065,485,361.12	586,596,266.48	169,341,786.07	16,011,241,858.92	20,160,163,264.42
25	NASSARAWA	13	1,840,788,905.60	2,110,276,480.08	121,766,724.57	116,574,684.31	3,087,213,754.64	7,276,620,549.20
26	NIGER	25	1,441,230,284.39	2,710,556,180.67	151,296,857.06	74,867,495.81	3,901,225,296.57	8,279,176,114.50
27	OGUN	20	546,190,837.70	2,125,949,507.22	182,143,212.06	117,440,484.70	3,924,833,431.72	6,896,557,473.40
28	ONDO	18	2,535,411,776.23	3,089,915,176.24	150,811,618.09	58,836,573.73	3,733,682,816.98	9,568,657,961.26
29	OSUN	30	1,672,743,782.24	2,086,976,627.04	150,509,921.95	115,287,567.18	3,728,701,032.34	7,754,218,930.74
30	OYO	33	808,105,237.50	2,566,571,201.91	216,513,801.11	141,781,055.92	6,262,274,590.32	9,995,245,886.77
31	PLATEAU	17	889,732,889.31	2,389,562,367.48	142,207,874.04	66,001,417.65	3,640,425,420.32	7,127,929,968.80
32	RIVERS	23	9,828,761,628.29	7,835,526,972.94	203,702,763.88	68,163,846.95	9,358,768,004.00	27,294,923,216.07
33	SOKOTO	23	1,427,781,196.70	2,521,921,215.92	141,574,463.60	139,314,526.98	3,731,835,773.66	7,962,427,176.87
34	TARABA	16	1,947,647,428.02	2,204,264,510.89	120,800,102.45	121,766,717.27	3,636,028,065.93	8,030,506,824.55
35	YOBE	17	1,704,281,469.88	2,272,313,750.42	120,715,630.40	125,525,854.37	3,288,582,759.99	7,511,419,465.06
36	ZAMFARA	14	1,439,707,481.24	2,277,153,115.20	131,586,787.66	125,793,187.79	3,610,273,464.77	7,584,514,036.65
37	SOKU		30,316,935.99	7,711,053.93	-	-	-	38,027,989.92
Total			97,645,190,318.99	117,897,964,810.17	5,975,682,268.80	3,830,707,416.86	160,160,096,823.15	385,509,641,637.96

CONTACT



National Bureau of Statistics

Head Office

No 1, Wole Olanipekun Street,
Formerly, Plot 762 Independence Avenue
Off Constitution Avenue,
CBD, Abuja, F. C. T.

Mr. Ichedi S.J

Information Desk

Director, Communication & Public Relations
Department (C&PRD)
Phone: +2348037051701
sjchedi@nigerianstat.gov.ng

Moses Mathew

Statistical Information Officer

Phone: +2347069071157
matmoses@nigerianstat.gov.ng



@nbs_nigeria



NBSNigeria



nbs_nigeria

